



US00D530569S

(12) **United States Design Patent**
Hsu

(10) **Patent No.:** **US D530,569 S**

(45) **Date of Patent:** **** Oct. 24, 2006**

(54) **CUP**

(76) **Inventor:** **Roger Hsu**, 11 Monrovia, Irvine, CA
(US) 92602

(**) **Term:** **14 Years**

(21) **Appl. No.:** **29/216,551**

(22) **Filed:** **Nov. 5, 2004**

(51) **LOC (8) Cl.** **07-01**

(52) **U.S. Cl.** **D7/509; D7/523**

(58) **Field of Classification Search** D7/301,
D7/392.1, 507, 515, 514, 509, 513, 532, 531,
D7/510, 511, 608; D34/1; D11/152, 164;
222/519; D9/504, 516, 695, 431; 206/219;
220/366.1, 675, 703, 709; 229/400; 215/307
See application file for complete search history.

(56) **References Cited**

U.S. PATENT DOCUMENTS

1,561,730	A	*	11/1925	Kodama	40/324
1,879,820	A	*	9/1932	Perry	215/371
2,051,446	A	*	8/1936	Ice	215/12.1
D153,432	S	*	4/1949	Heisey	D7/531
2,982,440	A	*	5/1961	Harrison	220/609
3,412,892	A	*	11/1968	Waksman et al.	220/714
3,780,383	A	*	12/1973	Katona	4/312
3,854,583	A	*	12/1974	Amberg et al.	206/520
D286,604	S	*	11/1986	Bierlein et al.	D7/523
D288,766	S	*	3/1987	Tardif	D7/523

D305,193	S	*	12/1989	Sajadieh	D7/509
D424,875	S	*	5/2000	Husted	D7/510
D442,831	S	*	5/2001	Jacobs	D7/584
D448,241	S	*	9/2001	Morris, Jr.	D7/507
D468,590	S	*	1/2003	Jalet et al.	D7/586
D471,404	S	*	3/2003	Gady	D7/523
D488,673	S	*	4/2004	Farce	D7/523
D489,985	S	*	5/2004	Kanoun	D9/500
D493,672	S	*	8/2004	Jalet et al.	D7/586
D503,310	S	*	3/2005	Jalet et al.	D7/586

* cited by examiner

Primary Examiner—M. N. Pandozzi

(74) *Attorney, Agent, or Firm*—Troxell Law Office, PLLC

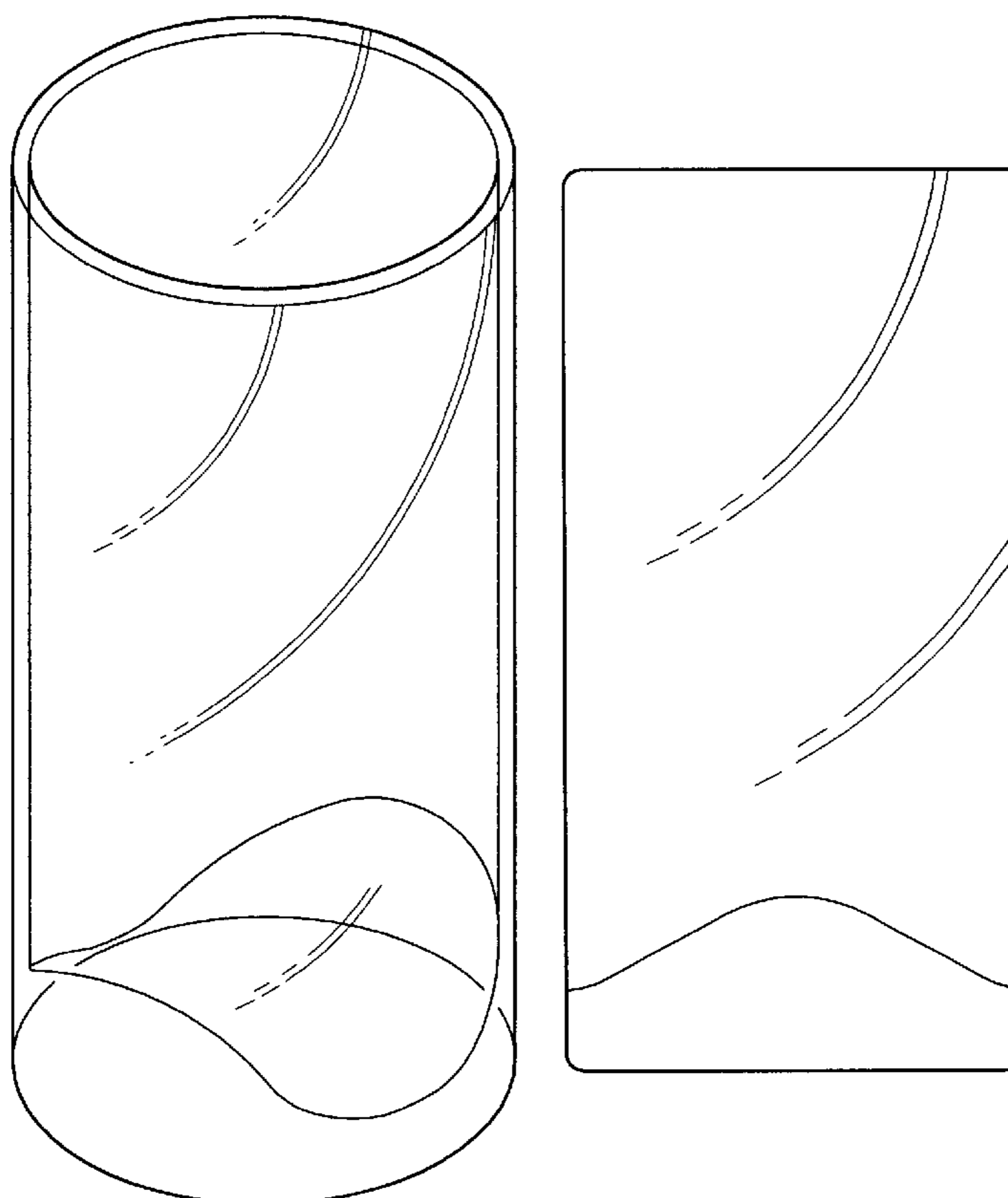
(57) **CLAIM**

The ornamental design for a cup, as shown and described.

DESCRIPTION

FIG. 1 is a perspective view of a cup showing my design;
FIG. 2 is a front elevation view thereof;
FIG. 3 is a rear elevation view thereof;
FIG. 4 is a left side elevation view thereof;
FIG. 5 is a right side elevation view thereof;
FIG. 6 is a top plan view thereof;
FIG. 7 is a bottom plan view thereof;
FIG. 8 is a transversal cross sectional view thereof taken
along line 8—8 of FIG. 7; and,
FIG. 9 is a longitudinal cross sectional view thereof taken
along line 9—9 of FIG. 7.

1 Claim, 6 Drawing Sheets



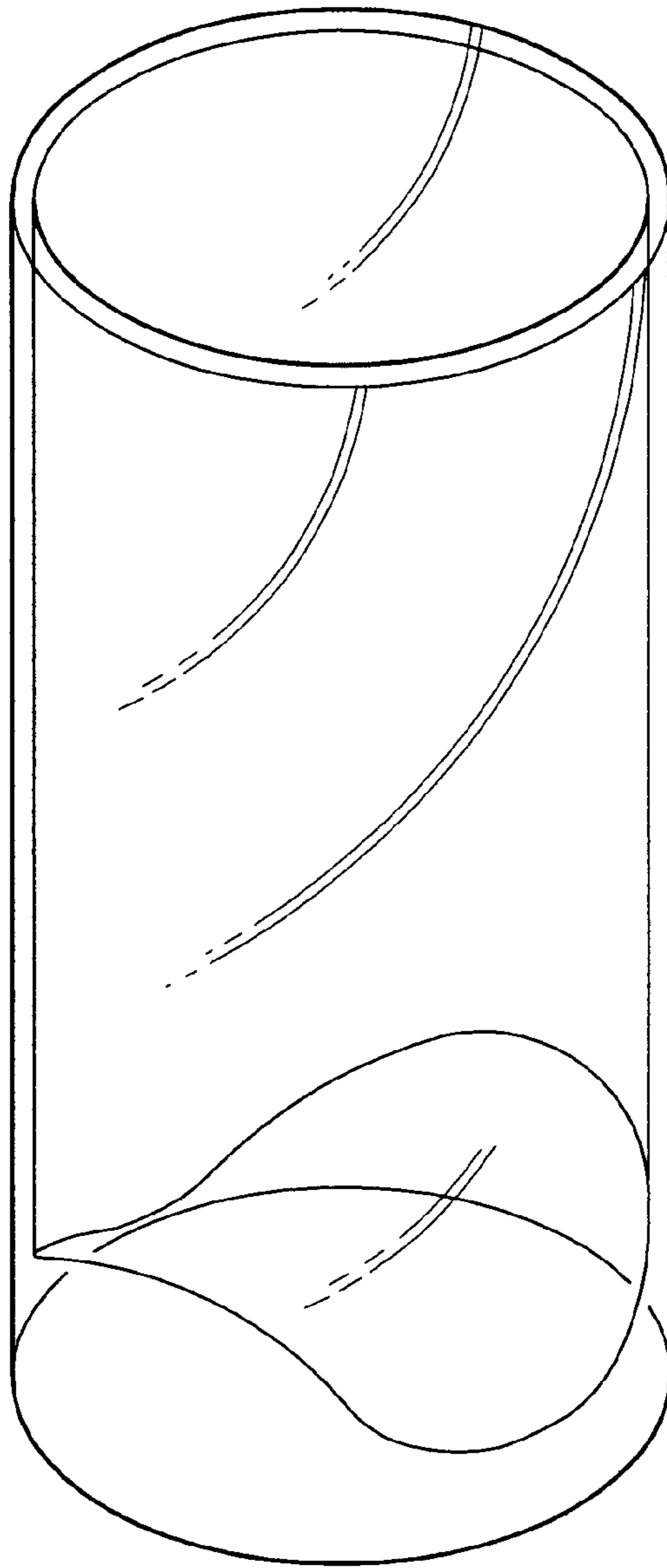


FIG 1




FIG 3

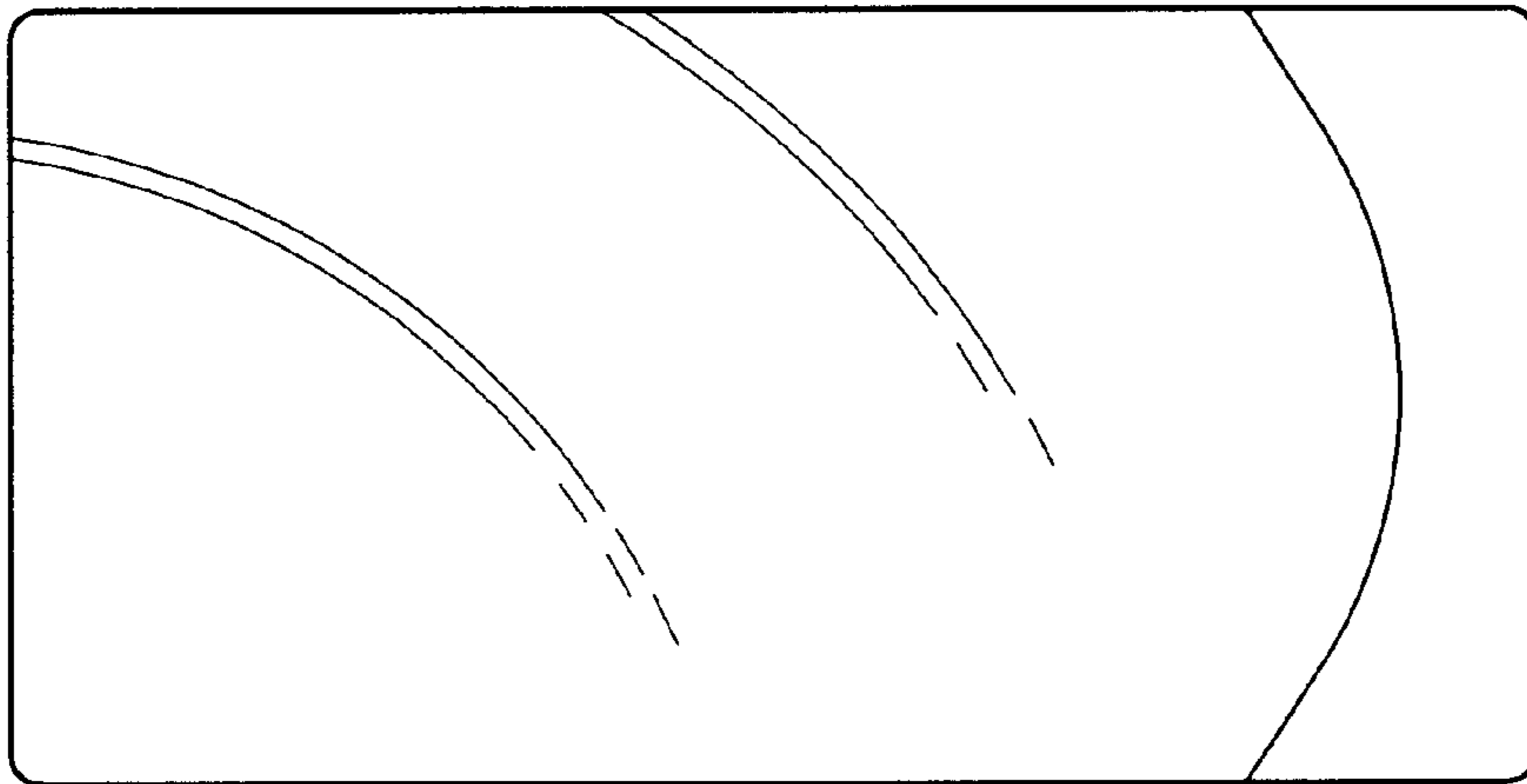


FIG 2




FIG 5




FIG 4

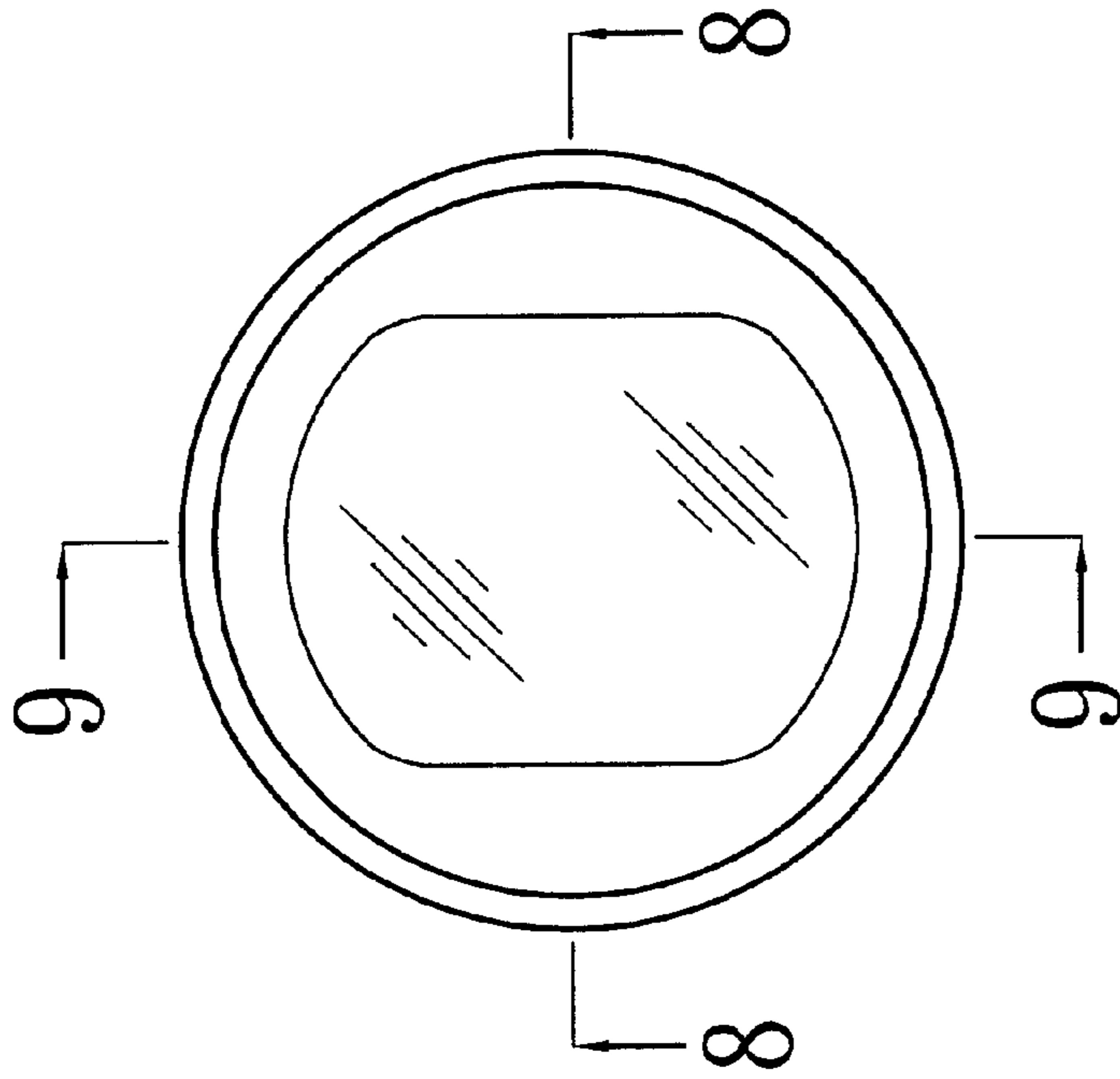


FIG 7

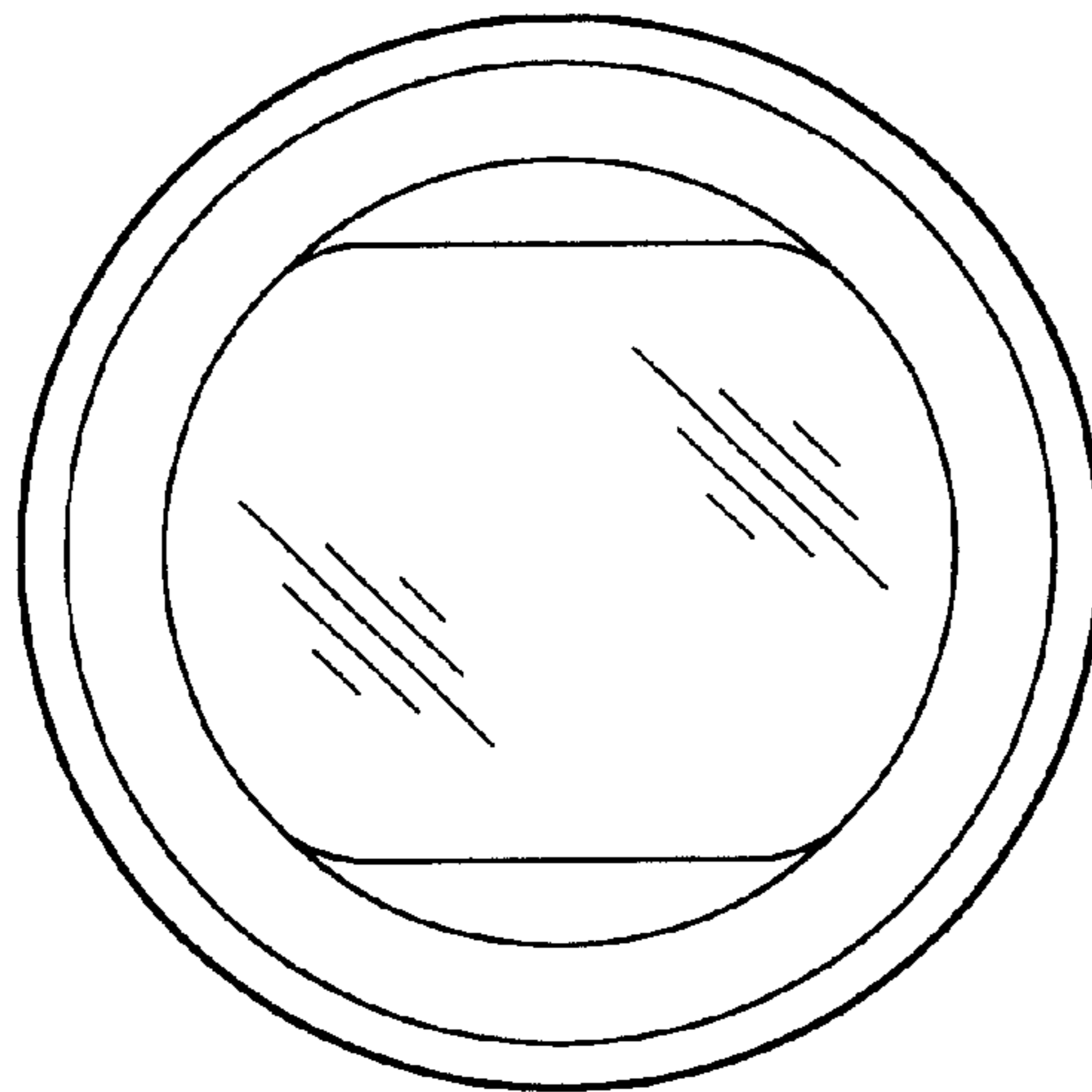


FIG 6

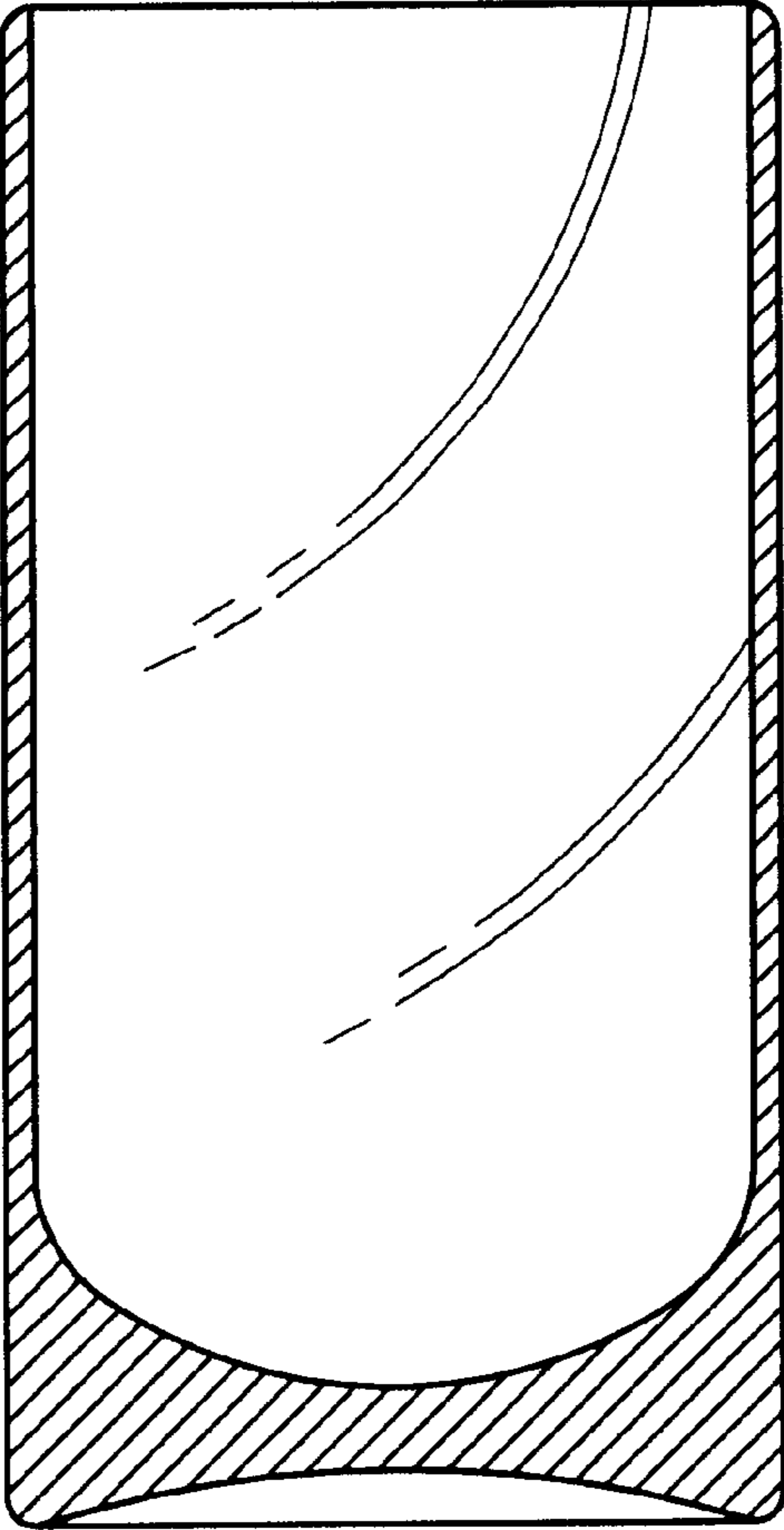


FIG 8

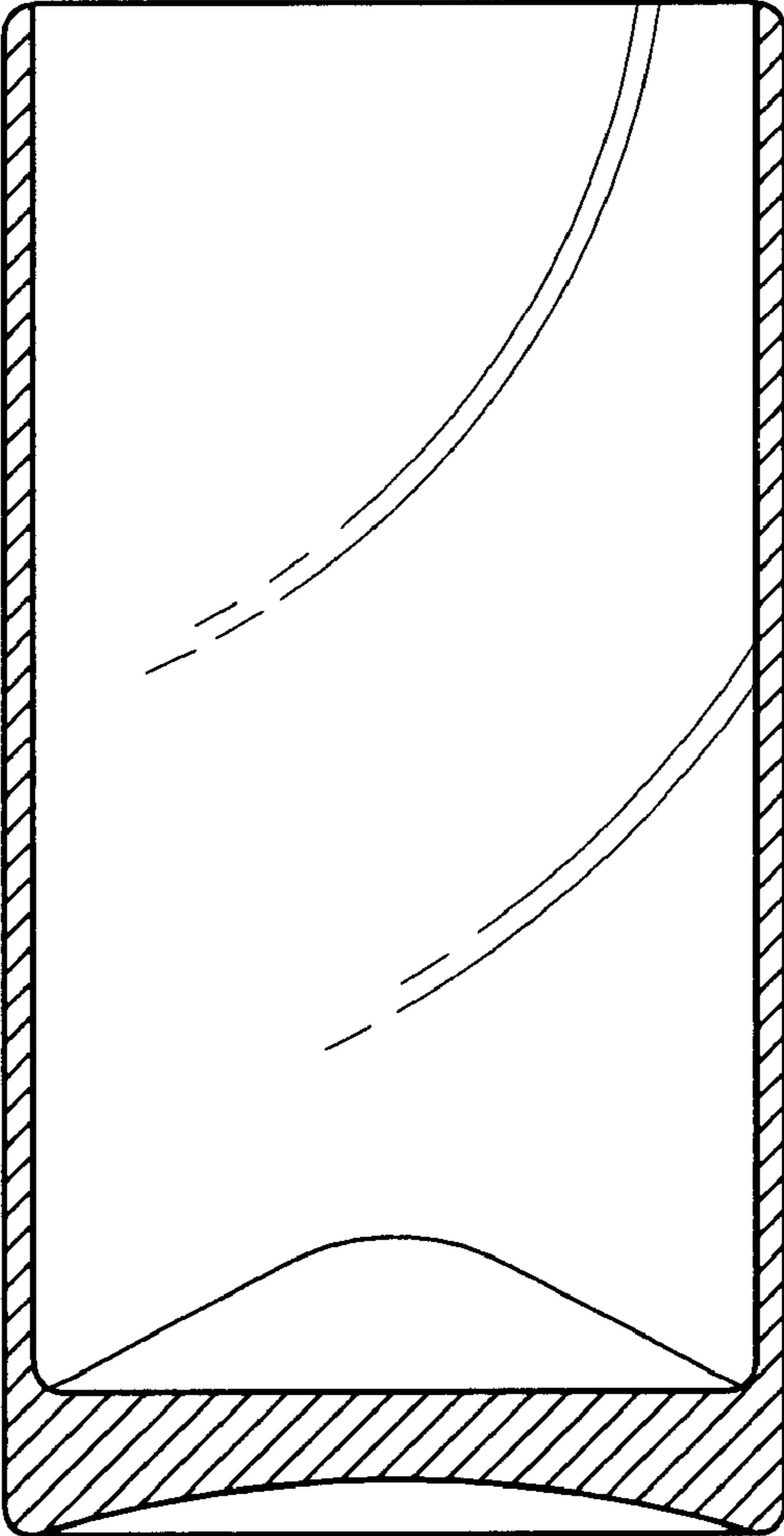


FIG 9