



US00D530555S

(12) **United States Design Patent** (10) **Patent No.:** **US D530,555 S**
Karraker et al. (45) **Date of Patent:** **** Oct. 24, 2006**

(54) **DISPENSER**

Dixie Cup website page, shows picture of cup dispenser, dated Feb. 11, 2005.

(75) Inventors: **Daniel Karraker**, Shanghai (CN);
Selina Huang, Shanghai (CN);
Newman Liu, Shanghai (CN)

* cited by examiner

(73) Assignee: **Kohler Co.**, Kohler, WI (US)

Primary Examiner—Brian N Vinson
(74) *Attorney, Agent, or Firm*—Quarles & Brady LLP

(**) Term: **14 Years**

(57) **CLAIM**

(21) Appl. No.: **29/223,414**

The ornamental design for a dispenser, as shown and described.

(22) Filed: **Feb. 14, 2005**

(51) **LOC (8) Cl.** **23-02**

(52) **U.S. Cl.** **D6/545**

(58) **Field of Classification Search** D6/542–545;
221/208, 282, 283; 222/105, 173, 180, 181.1,
222/181.2, 181.3

See application file for complete search history.

DESCRIPTION

In a preferred embodiment, the nature of this product is as a dispenser such as for dispensing hand soap.

(56) **References Cited**

U.S. PATENT DOCUMENTS

D337,908 S	*	8/1993	Weber	D6/545
D387,597 S	*	12/1997	Kearnes	D6/545
D417,111 S	*	11/1999	Polan	D6/545
D431,404 S	*	10/2000	Brazis et al.	D6/545
D453,886 S	*	2/2002	Pruijssers	D6/545
D479,422 S	*	9/2003	Ciavarella et al.	D6/545
D498,628 S	*	11/2004	Rhodenbaugh	D6/545
D502,033 S	*	2/2005	Bruder	D6/545
D512,863 S	*	12/2005	Bowes et al.	D6/545

FIG. 1 is a top, left, front perspective view of a dispenser of our new design;

FIG. 2 is a front elevational view thereof;

FIG. 3 is a left side elevational view thereof, the right side elevational view thereof being a mirror image of the left side shown;

FIG. 4 is a top plan view thereof;

FIG. 5 is a bottom plan view thereof; and,

FIG. 6 is a rear elevational view thereof.

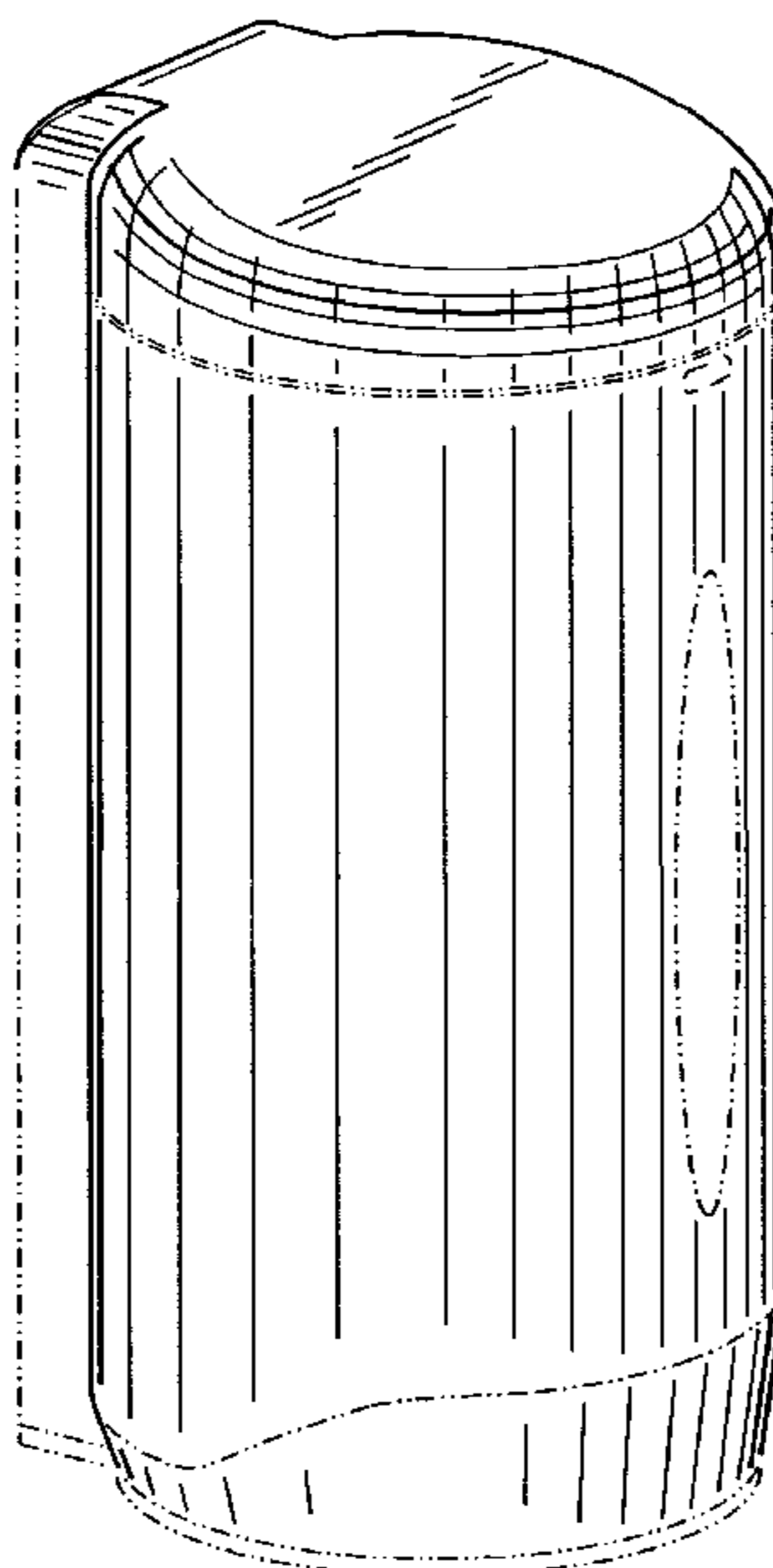
OTHER PUBLICATIONS

Stacks & Stacks website page, Stainless Steel Step-on Trash Can, dated Feb. 14, 2005.

Georgia Pacific website page, Sofpull Center Pull Hand Towel Dispenser; Jumbo Vista Single Jumbo Roll Bathroom Tissue Dispenser, dated Feb. 14, 2005.

The broken line representations of bottom and rear structure in FIGS. 1–3 and 5–6, a window in FIGS. 1 and 2, a seam and contour in FIGS. 1–3 and 6, and a button in FIGS. 1 and 2, and for the purpose of illustration only, and form no part of the claimed design.

1 Claim, 3 Drawing Sheets



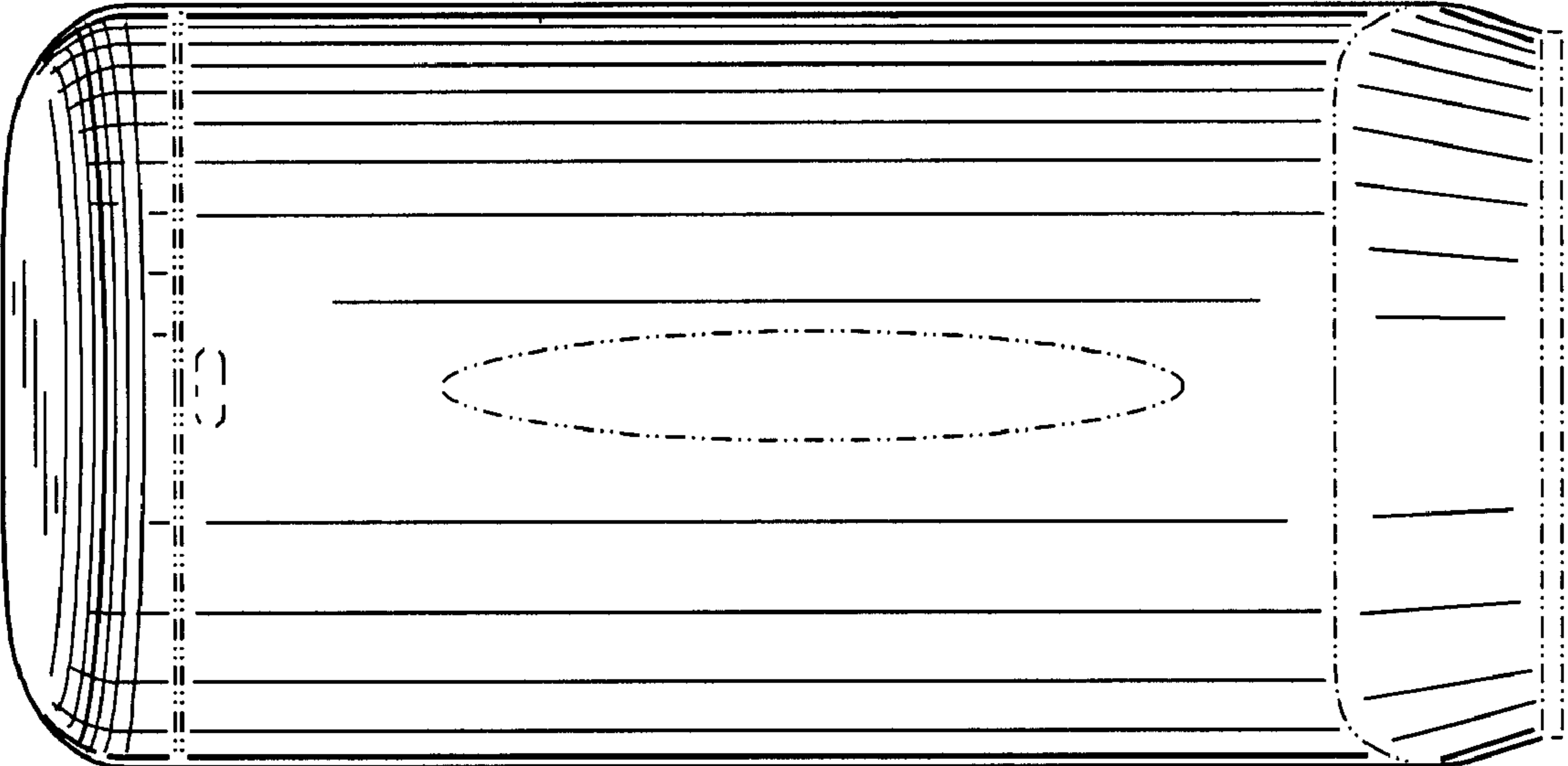


FIG. 2

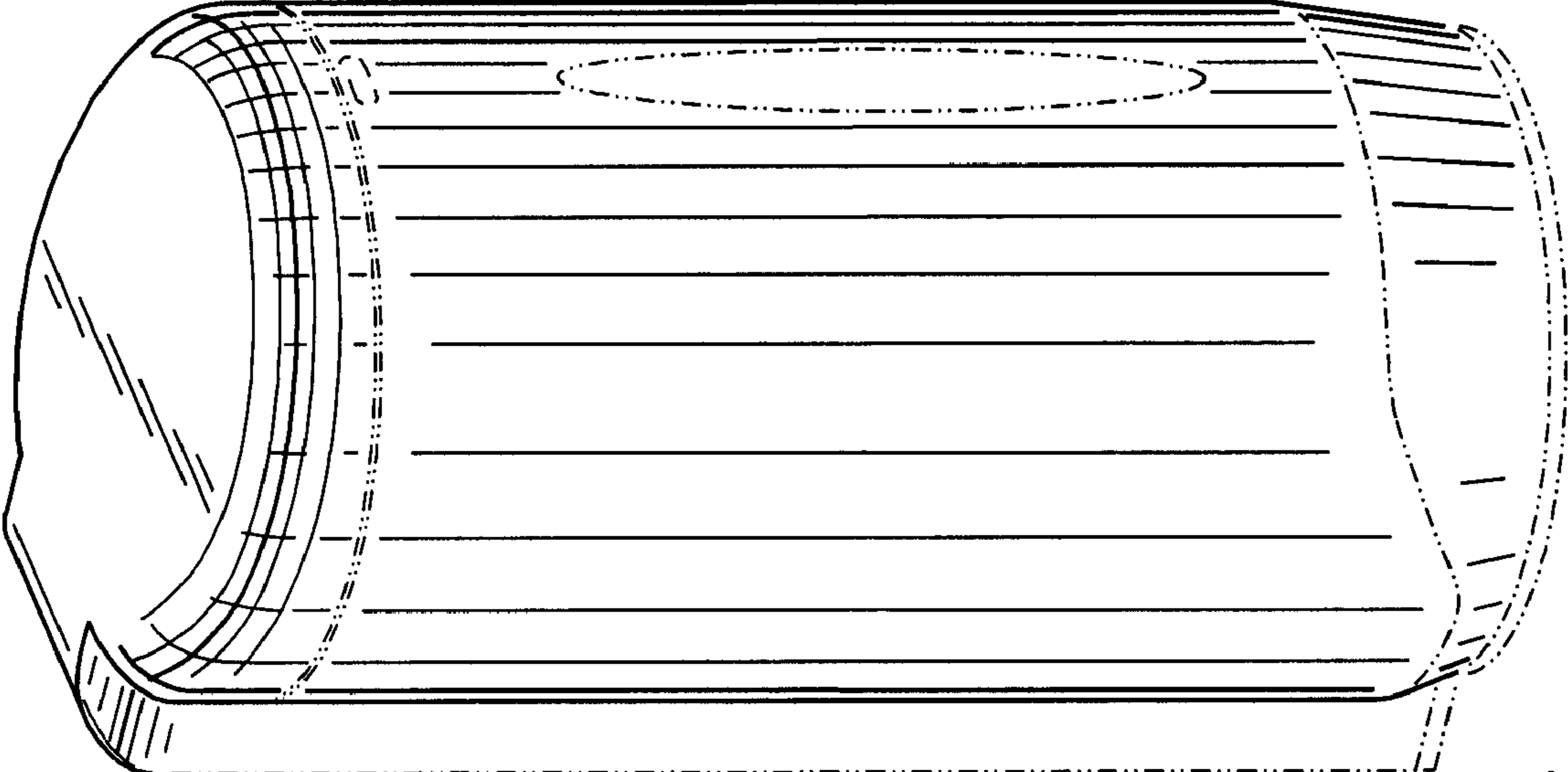


FIG. 1




FIG. 6




FIG. 3

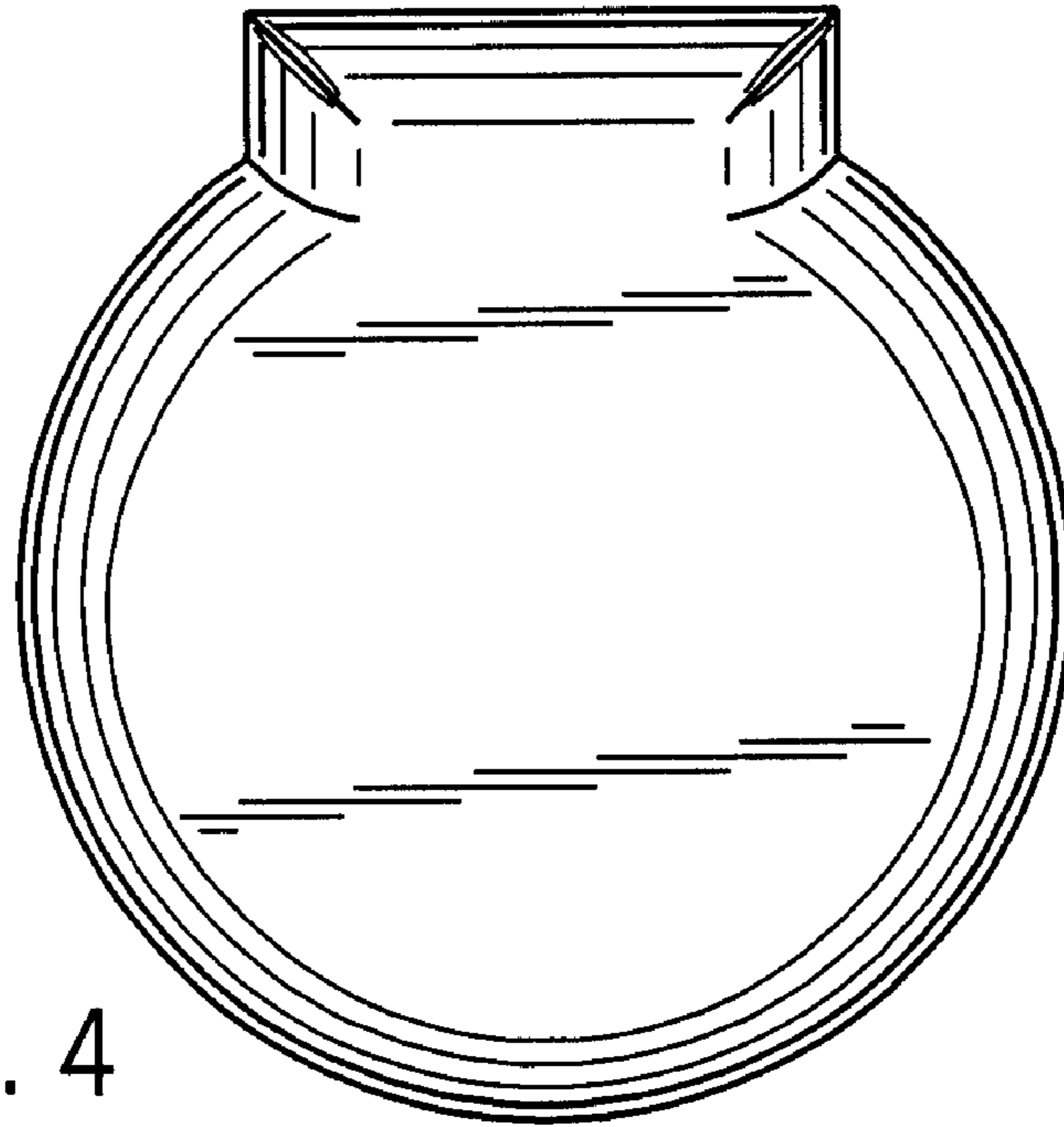


FIG. 4

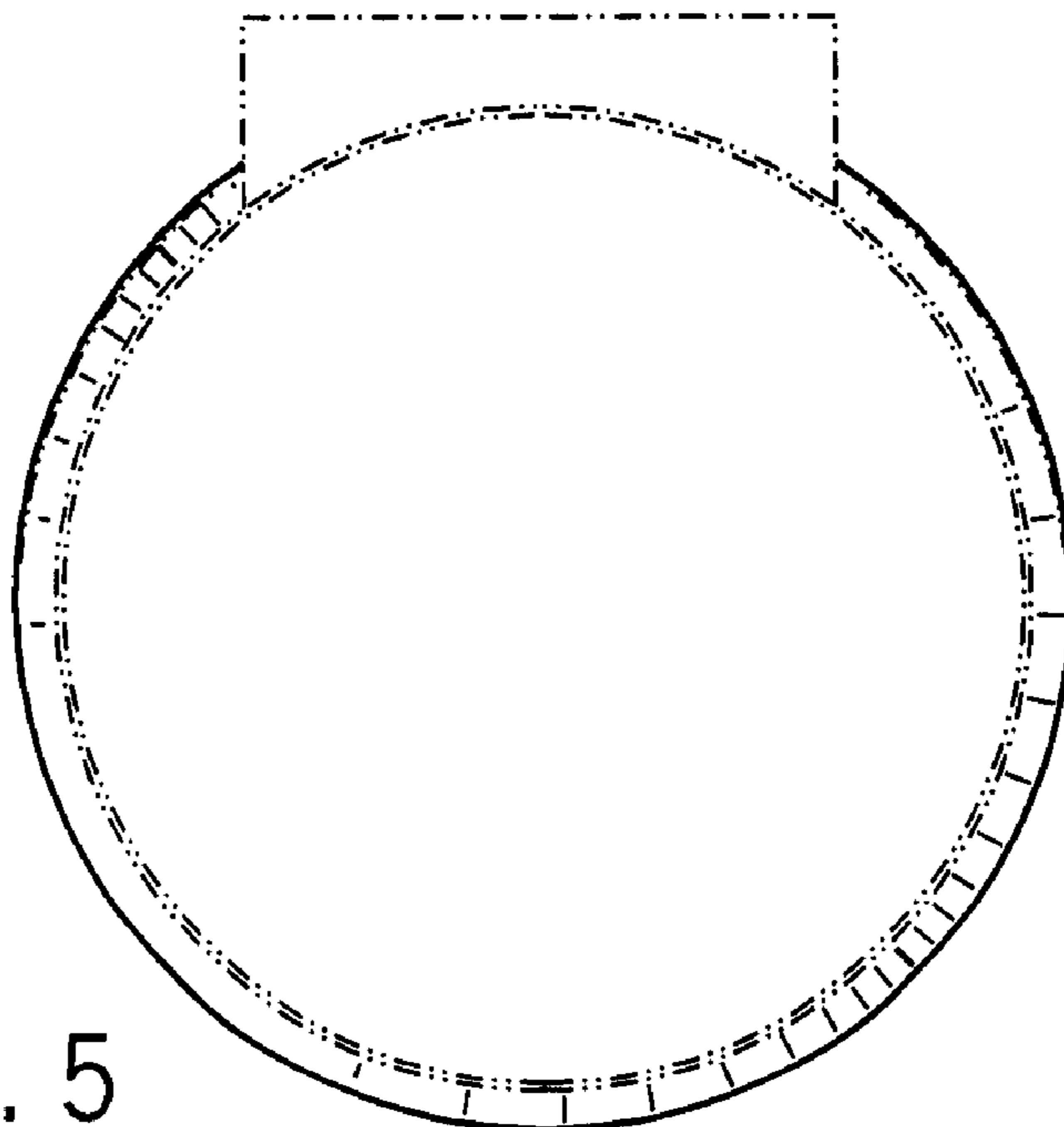


FIG. 5