



US00D530524S

(12) **United States Design Patent**
Wood

(10) **Patent No.:** **US D530,524 S**

(45) **Date of Patent:** **** Oct. 24, 2006**

(54) **MAGNETIC MIRROR**

(76) **Inventor:** **George W. Wood**, 3221 E. Calhoun Pkwy., Minneapolis, MN (US) 55408

(**) **Term:** **14 Years**

(21) **Appl. No.:** **29/228,629**

(22) **Filed:** **Apr. 25, 2005**

(51) **LOC (8) Cl.** **06-07**

(52) **U.S. Cl.** **D6/309**

(58) **Field of Classification Search** D6/300-314;
40/700, 711, 714, 716, 720, 735, 745, 765,
40/766, 780, 790; D21/710

See application file for complete search history.

(56) **References Cited**

FOREIGN PATENT DOCUMENTS

GB 2063981 * 1/1997

OTHER PUBLICATIONS

Exposures, holiday 1994,p. 47, #F-H.*

* cited by examiner

Primary Examiner—Janice E. Seeger

Assistant Examiner—Sydney R. Buffalow

(74) *Attorney, Agent, or Firm*—Wood, Phillips, Katz, Clark & Mortimer

(57) **CLAIM**

The ornamental design for a magnetic mirror, as shown.

DESCRIPTION

FIG. 1 is a perspective view of the design subject,

FIG. 2 is a top plan view, thereof;

FIG. 3 is a front elevational view, thereof;

FIG. 4 is a left side elevational view; thereof;

FIG. 5 is a bottom plan view, thereof;

FIG. 6 is a right side elevational view, thereof; and,

FIG. 7 is a rear elevational view.

1 Claim, 3 Drawing Sheets

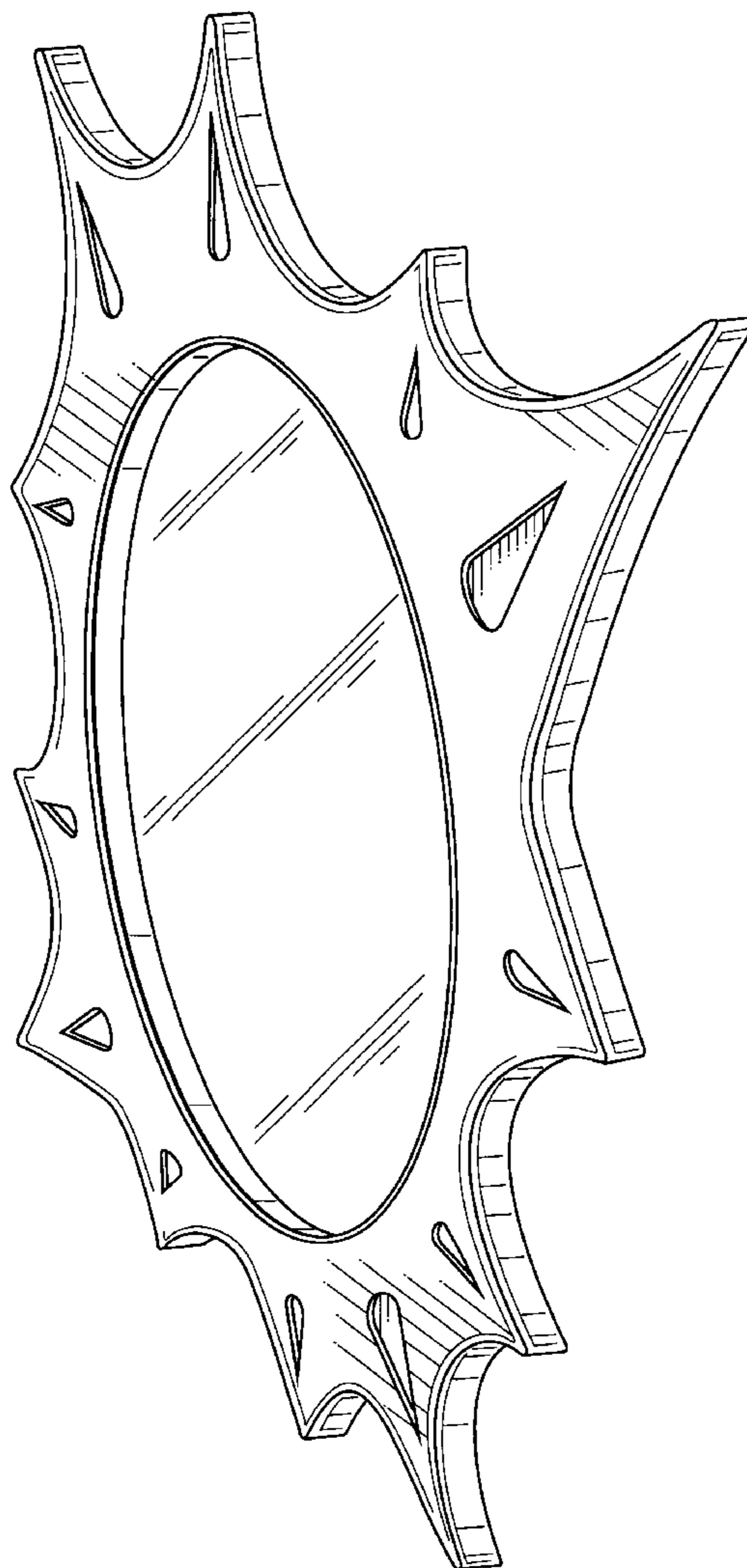


Fig. 1

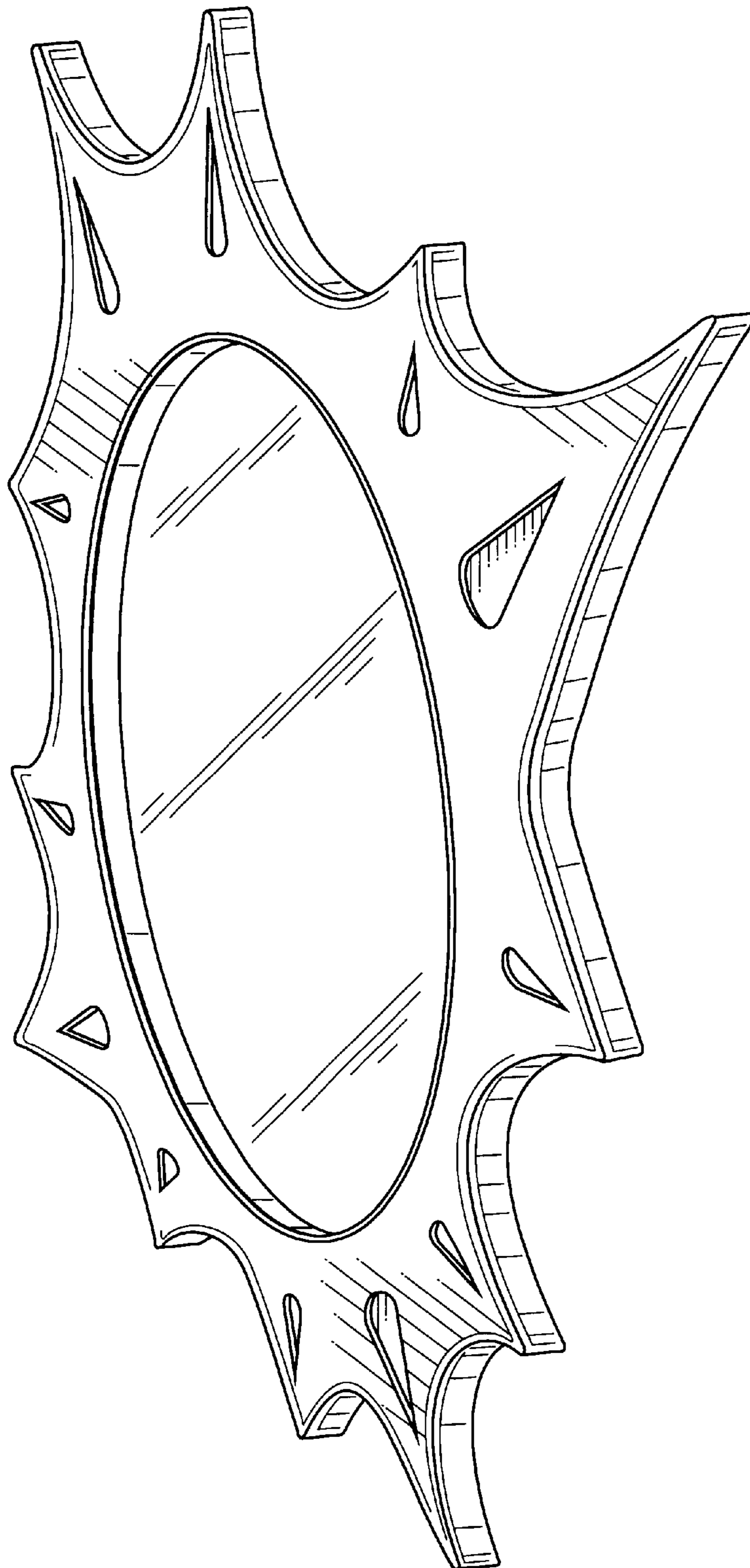


Fig. 2

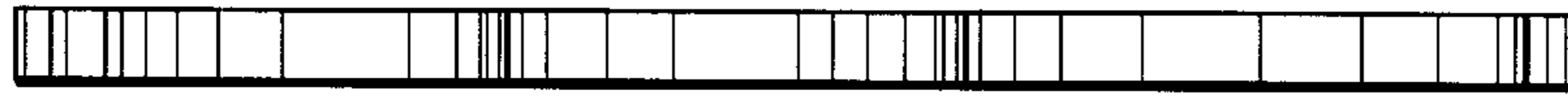


Fig. 3




Fig. 4



Fig. 5



Fig. 6

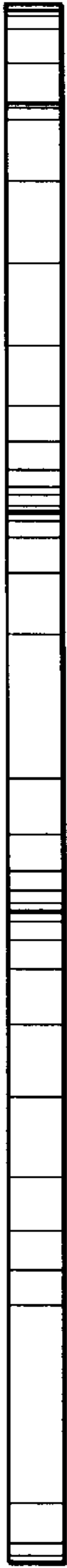


Fig. 7

