



US00D530517S

(12) **United States Design Patent** (10) **Patent No.:** **US D530,517 S**
Hardy et al. (45) **Date of Patent:** **** Oct. 24, 2006**

(54) **PORTION OF A MESH BASKET**

D152,141 S 12/1948 Crawford et al.

(Continued)

(75) Inventors: **Christopher Hardy**, Springfield, IL (US); **Richard Kromer**, Morton Grove, IL (US)

FOREIGN PATENT DOCUMENTS

(73) Assignee: **Design Ideas, Ltd.**, Springfield, IL (US)

FR 826876 4/1938
GB 730785 6/1956

(**) Term: **14 Years**

OTHER PUBLICATIONS

(21) Appl. No.: **29/206,724**

(22) Filed: **Jun. 1, 2004**

Design Ideas Catalogue, issued 1998, p. 60, items A–C.*
Design Ideas Catalogue, cover page and p. 29, issued 1995.
Design Ideas Catalogue, cover page, p. 61, items A–C; p. 62, items A–I, issued 1998.
Miller’s Office Products catalog 1997, p. 453, Mesh Desk Accessories.
Staples Super Selection Catalog, pp. 584–585, issued 2003.

Related U.S. Application Data

(63) Continuation of application No. 29/148,324, filed on Sep. 19, 2001, now abandoned, which is a continuation-in-part of application No. 29/115,615, filed on Dec. 16, 1999, now Pat. No. Des. 451,675, which is a continuation of application No. 29/092,939, filed on Aug. 31, 1998, now Pat. No. Des. 419,302.

Primary Examiner—Louis S. Zarfaz
Assistant Examiner—John Windmuller
(74) *Attorney, Agent, or Firm*—Saidman DesignLaw Group

(51) **LOC (8) Cl.** **03-01**

(52) **U.S. Cl.** **D3/306; D3/314**

(58) **Field of Classification Search** D3/306, D3/201, 304, 307, 309, 305, 312, 314; 220/485, 220/493; D19/75, 90

See application file for complete search history.

(57) **CLAIM**

The ornamental design for a portion of a mesh basket, as shown and described.

DESCRIPTION



FIG. 1 is a front view of a first embodiment of a portion of a mesh basket of our new design, the rear view being identical;
FIG. 2 is a right side view thereof, the left side view being identical;
FIG. 3 is a top view thereof;
FIG. 4 is a bottom view thereof;
FIG. 5 is a front view of a second embodiment of a portion of a mesh basket of our new design, the rear view being identical;
FIG. 6 is a right side view thereof, the left side view being identical; and,
FIG. 7 is a top view thereof, the bottom view being identical.
The broken lines shown in FIGS. 1–2 and 5–6 are for illustrative purposes only and form no part of the claimed design.

(56) **References Cited**

U.S. PATENT DOCUMENTS

D33,268 S	9/1900	Rix
D33,269 S	9/1900	Rix
887,097 A	5/1908	Kimber
920,313 A	5/1909	Franklin
981,205 A	1/1911	Loetzer
1,098,053 A	5/1914	Porter
1,382,592 A	6/1921	Ames
1,384,755 A	7/1921	Hall
1,463,098 A	7/1923	Snyder
RE16,431 E	7/1926	Kratzer
1,660,410 A	2/1928	Beckman
1,840,561 A	1/1932	Bre Miller
1,890,983 A	12/1932	Griffith
D152,140 S	12/1948	Crawford et al.

1 Claim, 5 Drawing Sheets



US D530,517 S

Page 2

U.S. PATENT DOCUMENTS							
2,462,693	A	2/1949	Wabshaw	4,339,048	A	7/1982	McMillen et al.
2,502,781	A	4/1950	Erickson	D298,403	S	11/1988	Hagberg et al.
2,658,444	A	11/1953	Wheeler	D326,113	S	5/1992	Galante
2,706,064	A	4/1955	Vitols	D328,993	S	9/1992	Rosenthal
2,721,671	A	10/1955	Averill	5,305,686	A	4/1994	Svensson
2,768,022	A	10/1956	Pope	D383,283	S	9/1997	Hankins, III
2,851,186	A	9/1958	Rupe, Jr.	D393,766	S	4/1998	Mazzola et al.
2,993,615	A	7/1961	Bruce	D419,302	S	* 1/2000	Hardy et al. D3/306
D194,513	S	2/1963	Sparling	D431,907	S	* 10/2000	Andujar et al. D3/306
3,250,430	A	5/1966	Cella	D433,709	S	* 11/2000	Hardy D19/75
3,272,377	A	9/1966	Schray	D449,074	S	* 10/2001	Andujar D19/75
D212,074	S	8/1968	Woodruff et al.	D451,675	S	* 12/2001	Hardy et al. D3/306
D222,238	S	10/1971	Rehrig	6,718,635	B1	* 4/2004	Cheng et al. 29/896.6
3,935,958	A	2/1976	Frangos				

* cited by examiner




Fig. 1




Fig. 2

FIG. 3





FIG. 4






Fig. 5

Fig. 6




FIG. 7

