



US00D530512S

(12) **United States Design Patent** (10) **Patent No.:** **US D530,512 S**
Palaszek (45) **Date of Patent:** **** Oct. 24, 2006**

(54) **YOGA MAT CARRIER**

(76) Inventor: **Karen Palaszek**, 4554 Loggers Run, NE., Grand Rapids, MI (US) 49525

(**) Term: **14 Years**

(21) Appl. No.: **29/226,896**

(22) Filed: **Apr. 4, 2005**

(51) **LOC (8) Cl.** **03-05**

(52) **U.S. Cl.** **D3/254; D3/904**

(58) **Field of Classification Search** D3/254,
D3/273, 276, 299, 315; 5/417, 420; 206/315.1;
224/101

See application file for complete search history.

(56) **References Cited**

U.S. PATENT DOCUMENTS

4,600,091	A	*	7/1986	McLeod	190/2
D291,732	S	*	9/1987	Denny	D24/124
D291,733	S	*	9/1987	Denny	D24/189
D293,375	S	*	12/1987	Denny	D24/189
D371,237	S	*	7/1996	Pfeifer	D3/276
D377,879	S	*	2/1997	Walden	D6/596
D388,611	S	*	1/1998	Shaw	D3/303
D389,642	S	*	1/1998	Nadel	D3/254
6,640,359	B1	*	11/2003	Alane	5/420
6,751,816	B1	*	6/2004	Wechsler	5/417
7,007,322	B1	*	3/2006	Alane	5/417
2005/0172402	A1	*	8/2005	Uretzky-Miller	5/417

OTHER PUBLICATIONS

Make a Yoga Mat Carrier, An Online Extra to Threads Magazine. Viewed Apr. 24, 2006 at <http://www.taunton.com/threads/pages/t00167.asp>. (2 pages enclosed).*

* cited by examiner

Primary Examiner—Philip S. Hyder

Assistant Examiner—RoseLynne (Ulm) Cody

(74) *Attorney, Agent, or Firm*—Price, Heneveld, Cooper, DeWitt & Litton, LLP

(57) **CLAIM**

I claim the ornamental design for a yoga mat carrier, as shown.

DESCRIPTION

FIG. 1 is a perspective view showing the front, top, and side of the yoga mat carrier of the present invention;

FIG. 2 is an elevational view of the front of the yoga mat carrier of the present invention;

FIG. 3 is an elevational view of the back of the yoga mat carrier of the present invention;

FIG. 4 is an elevational view of the left side of the yoga mat carrier of the present invention;

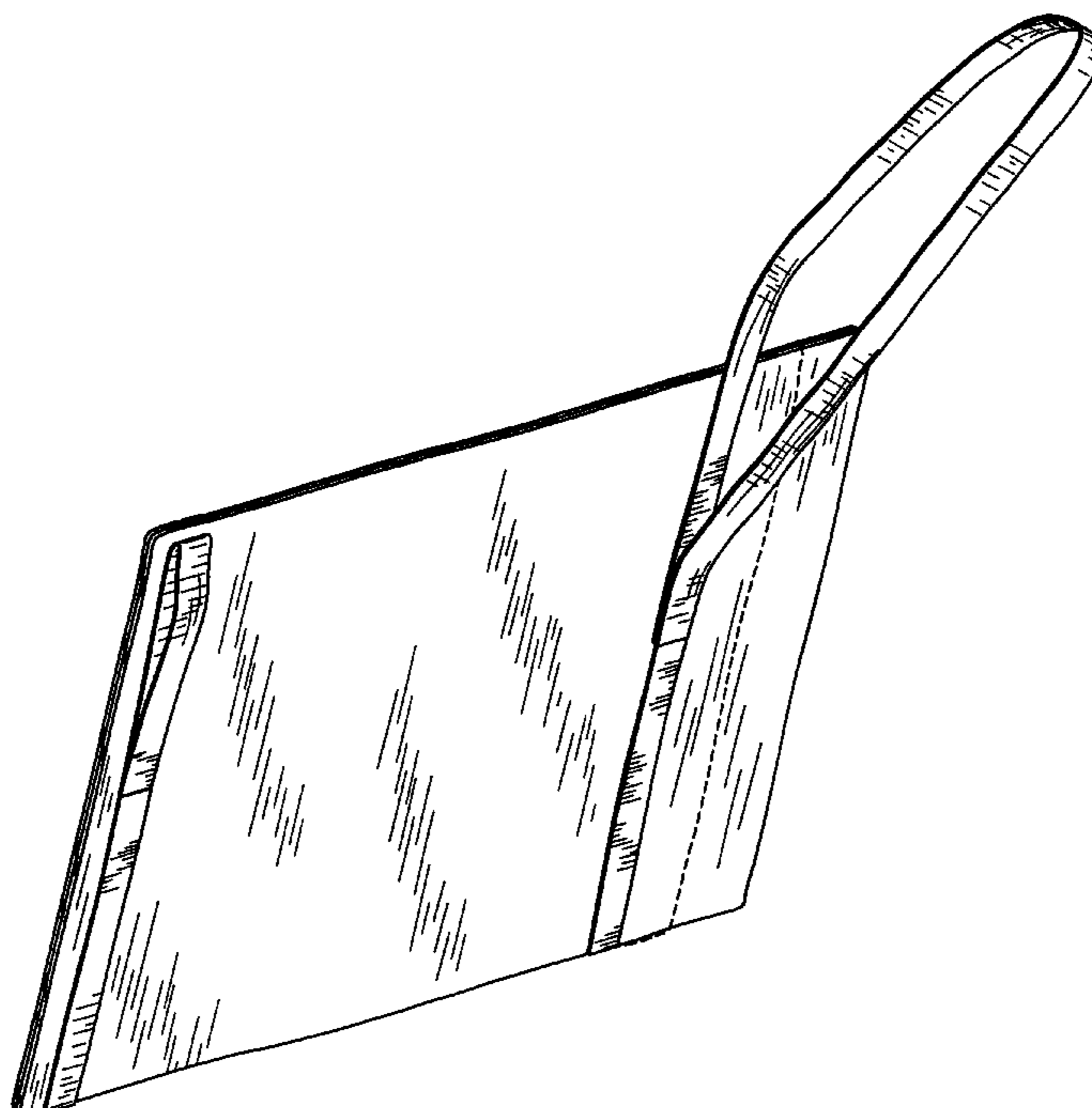
FIG. 5 is an elevational view of the bottom side of the yoga mat carrier of the present invention;

FIG. 6 is an elevational view of the right side of the yoga mat carrier of the present invention; and,

FIG. 7 is an elevational view of the top side of the yoga mat carrier of the present invention.

The broken lines shown are for illustrative purposes only and form no part of the claimed design.

1 Claim, 4 Drawing Sheets



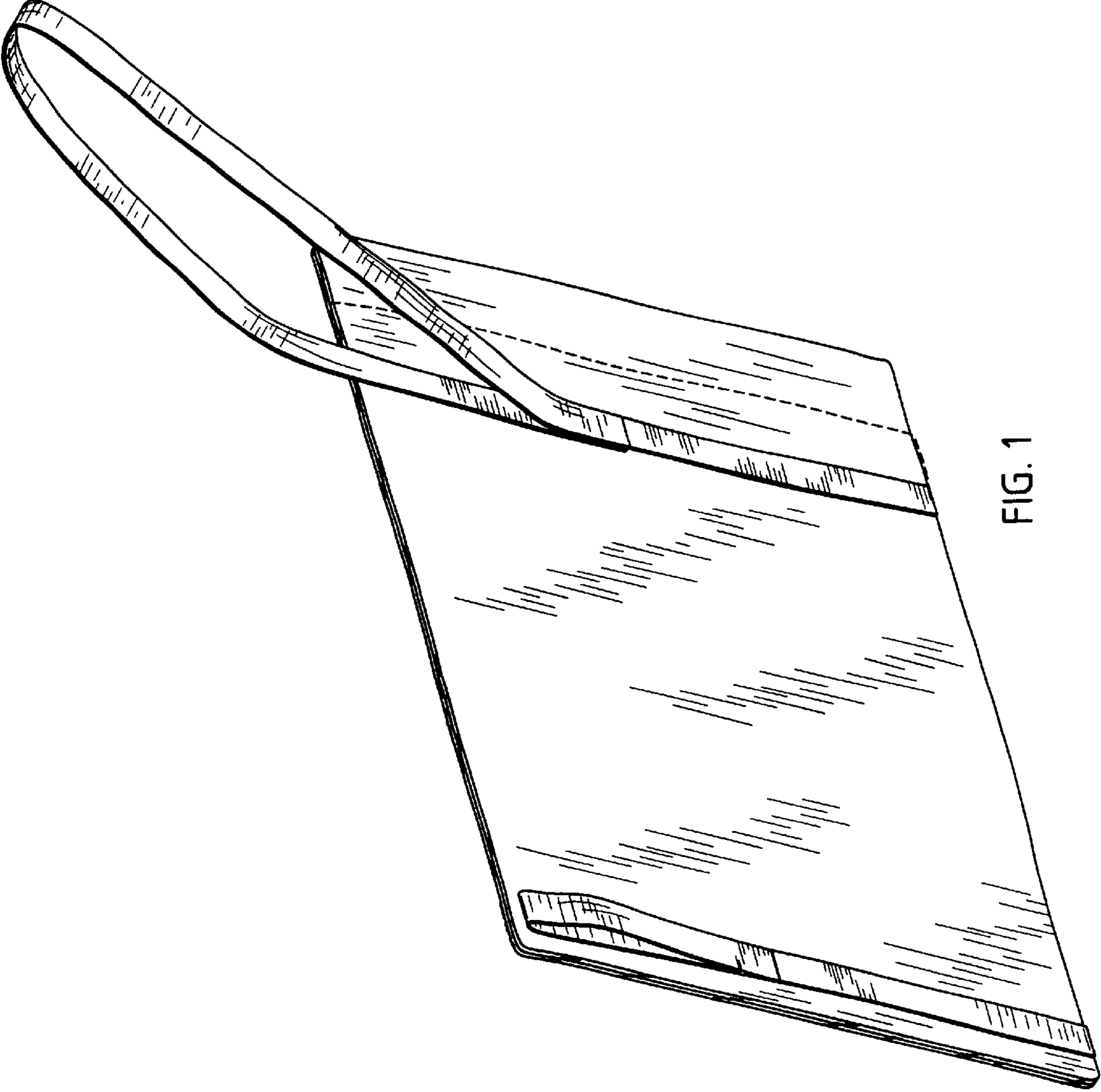


FIG. 1

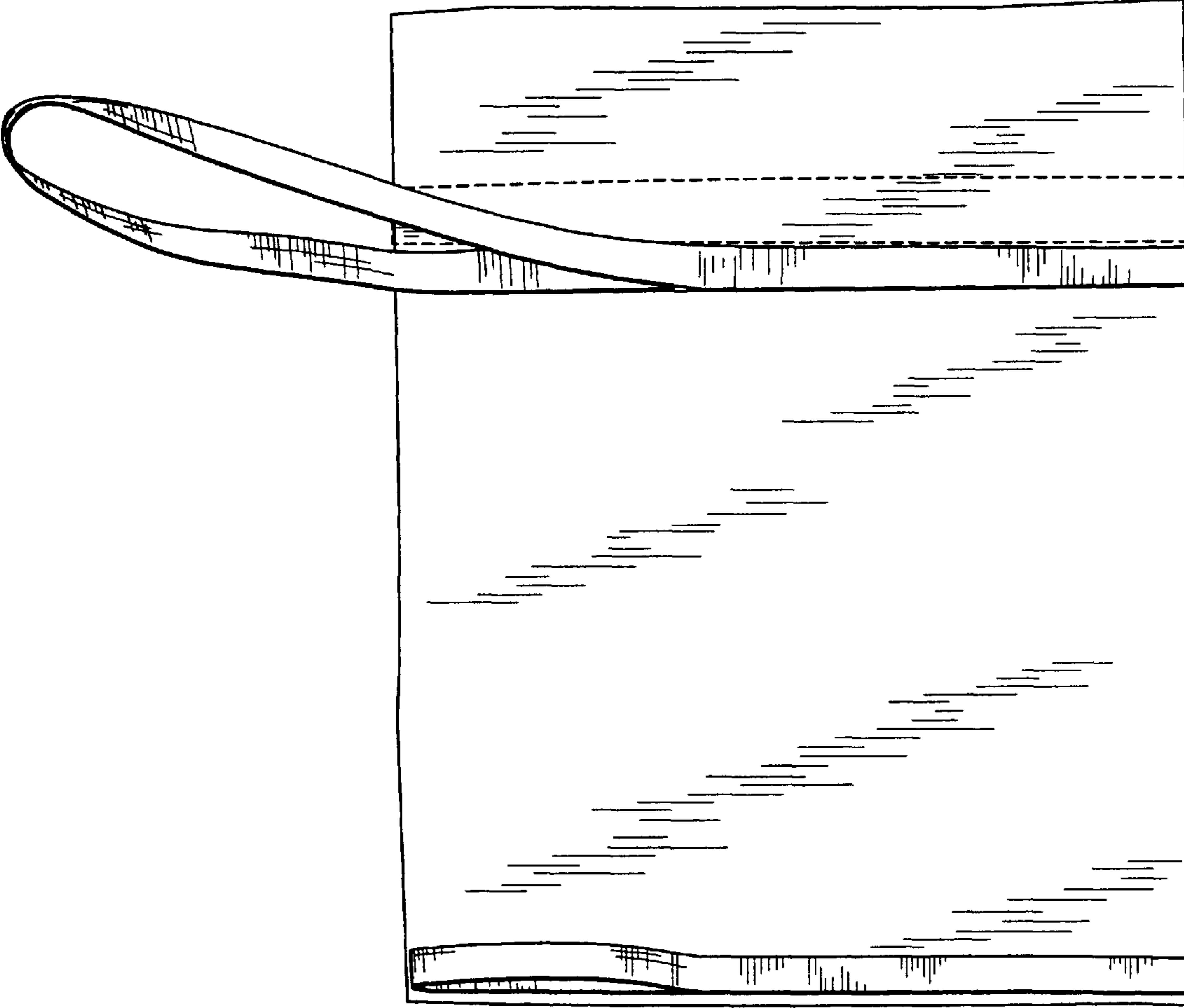


FIG. 2

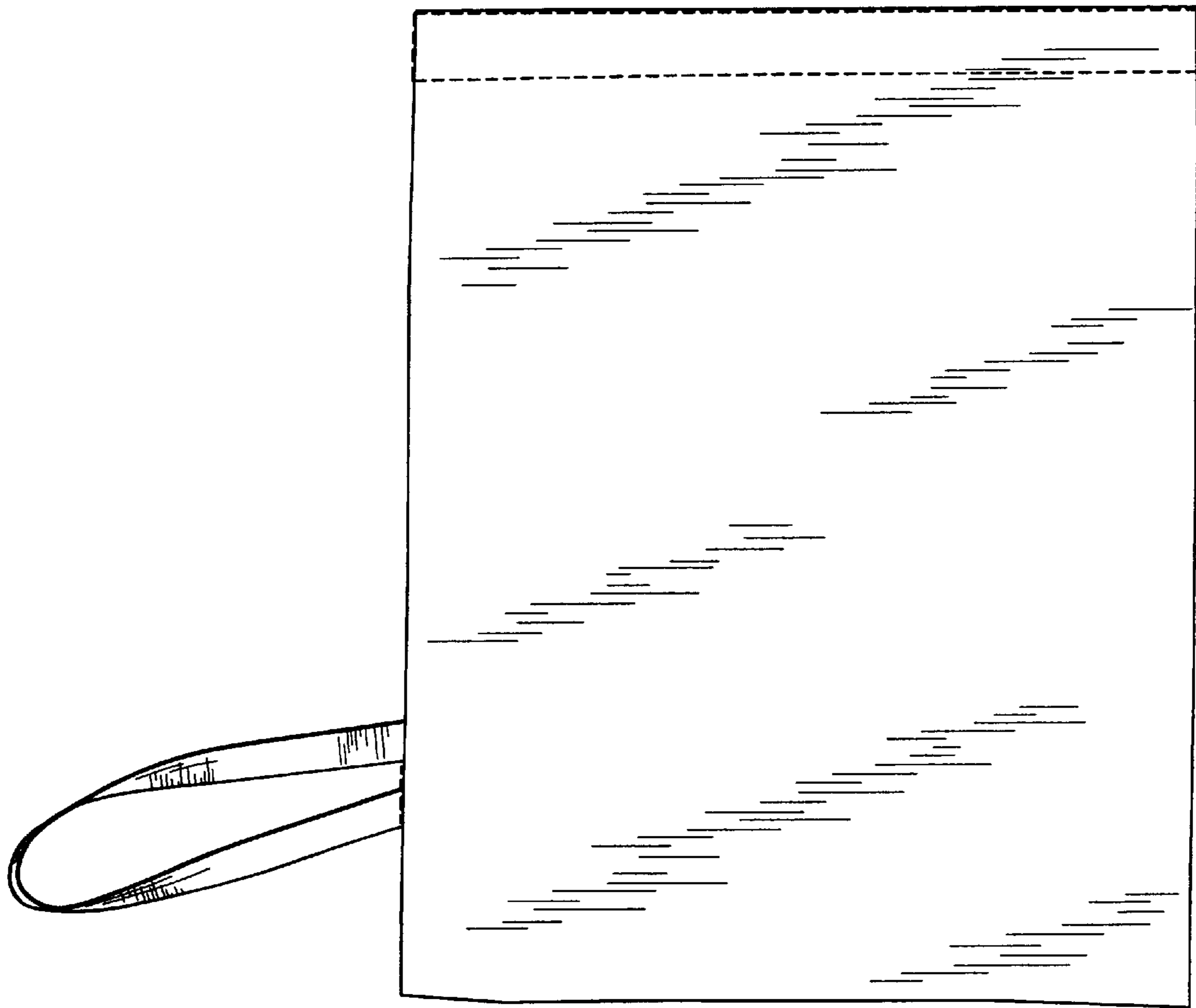


FIG. 3



FIG. 4

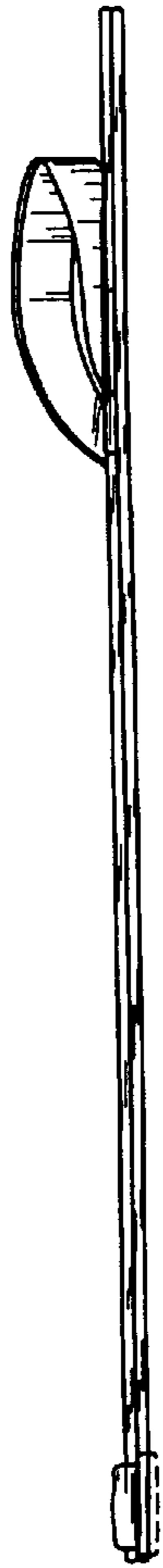


FIG. 5



FIG. 6



FIG. 7