



US00D530510S

(12) **United States Design Patent**
Suppancig

(10) **Patent No.:** **US D530,510 S**

(45) **Date of Patent:** **** Oct. 24, 2006**

(54) **HANDBAG**

(75) Inventor: **Massimo Suppancig**, Milan (IT)

(73) Assignee: **Valextra, S.r.l.**, Milan (IT)

(**) Term: **14 Years**

(21) Appl. No.: **29/222,314**

(22) Filed: **Jan. 28, 2005**

(30) **Foreign Application Priority Data**

Jul. 29, 2004 (EM) 000209945

(51) **LOC (8) Cl.** **03-01**

(52) **U.S. Cl.** **D3/246**

(58) **Field of Classification Search** D3/232,
D3/234, 235, 238, 240, 241, 244, 245, 246,
D3/270, 318, 319, 321, 323; 150/100, 115,
150/903; 190/100, 115, 903; 383/6, 9, 12,
383/21, 22, 23, 24, 25, 29, 37, 71, 72, 75,
383/117, 907

See application file for complete search history.

(56) **References Cited**

U.S. PATENT DOCUMENTS

D418,976 S * 1/2000 du Sartel D3/243

D420,511 S * 2/2000 du Sartel D3/232
D433,803 S * 11/2000 Haapala D3/246
D493,615 S * 8/2004 Peng D3/246
D510,661 S * 10/2005 Suppancig D3/246

* cited by examiner

Primary Examiner—Louis S. Zarfes

Assistant Examiner—Monica A. Weingart

(74) *Attorney, Agent, or Firm*—Kathleen A. Costigan;
Hedman & Costigan, P.C.

(57) **CLAIM**

The ornamental design for a handbag, as shown and described.

DESCRIPTION

FIG. 1 is a perspective view of a handbag showing my new design;

FIG. 2 is a top plan view thereof;

FIG. 3 is a side elevational view, the opposite side being identical thereof;

FIG. 4 is a front elevational view, the rear being identical thereof; and,

FIG. 5 is a bottom plan view thereof.

1 Claim, 3 Drawing Sheets





FIG. 1



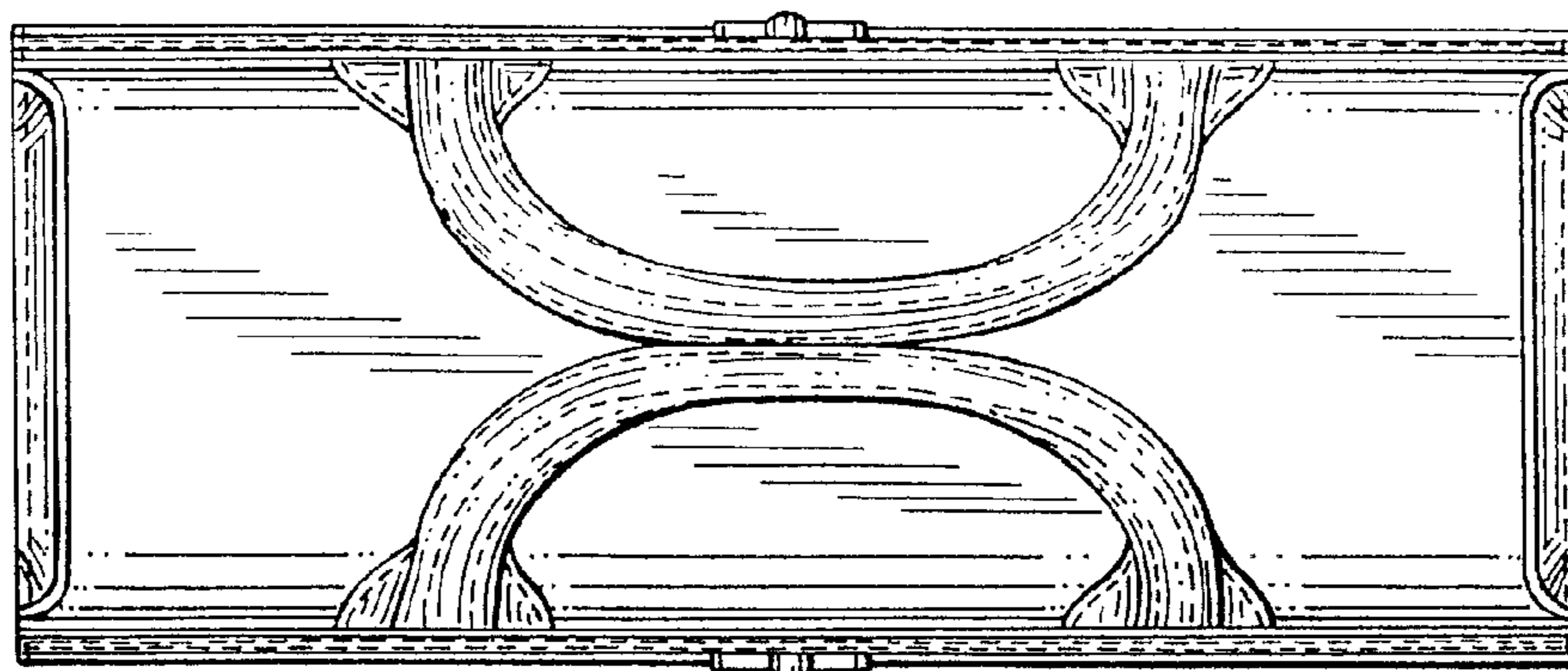


FIG. 2




FIG. 3

FIG.4

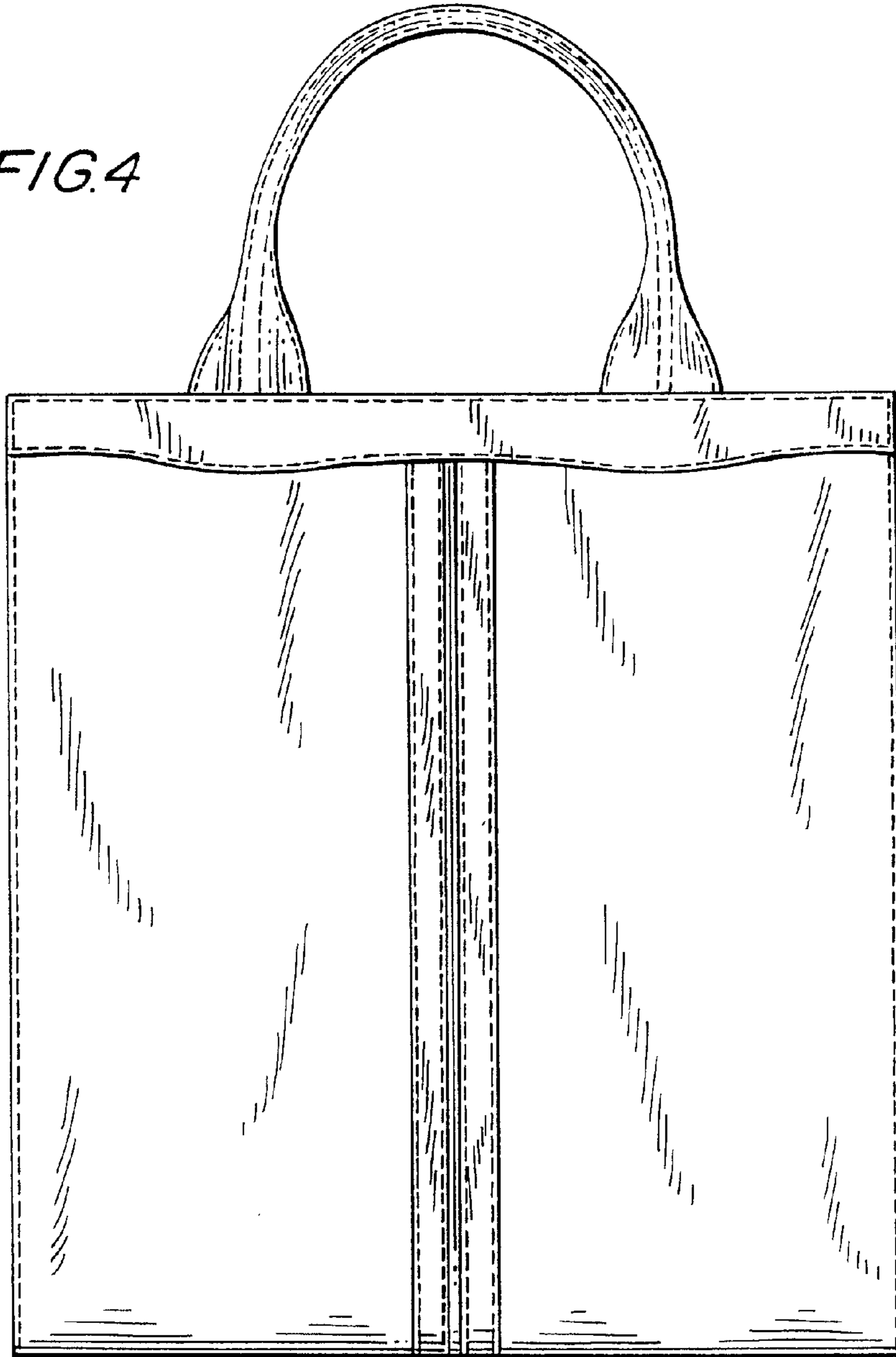


FIG.5

