

US00D530504S

(12) **United States Design Patent**  
**DiTullo, Jr.**

(10) **Patent No.:** **US D530,504 S**

(45) **Date of Patent:** **\*\* Oct. 24, 2006**

(54) **PORTION OF A SHOE UPPER**

D512,826 S 12/2005 Hatfield  
D517,298 S \* 3/2006 James ..... D2/969

(75) Inventor: **Michael Joseph DiTullo, Jr.**, Hillsboro,  
OR (US)

**OTHER PUBLICATIONS**

(73) Assignee: **Nike, Inc.**, Beaverton, OR (US)

Nike Footwear Catalog, Fall 1992, p. 38, published Dec. 1991.

(\*\*) Term: **14 Years**

Nike Footwear Catalog, Fall 1993, pp. 28, 34, published Dec. 1992.

(21) Appl. No.: **29/254,204**

Nike Jordan Footwear Catalog, Fall 2004, p. 5, published Oct. 2003.

(22) Filed: **Feb. 21, 2006**

\* cited by examiner

(51) **LOC (8) Cl.** ..... **02-99**

*Primary Examiner*—Dominic Simone

(52) **U.S. Cl.** ..... **D2/973**

(74) *Attorney, Agent, or Firm*—Banner & Witcoff, Ltd.

(58) **Field of Classification Search** ..... D2/902,  
D2/907, 908, 943, 944, 969, 972-974; 36/45,  
36/50.1, 77 M, 77 R, 83, 88, 113, 114, 126-131  
See application file for complete search history.

(57) **CLAIM**

The ornamental design for a portion of a shoe upper, as shown and described.

(56) **References Cited**

**DESCRIPTION**

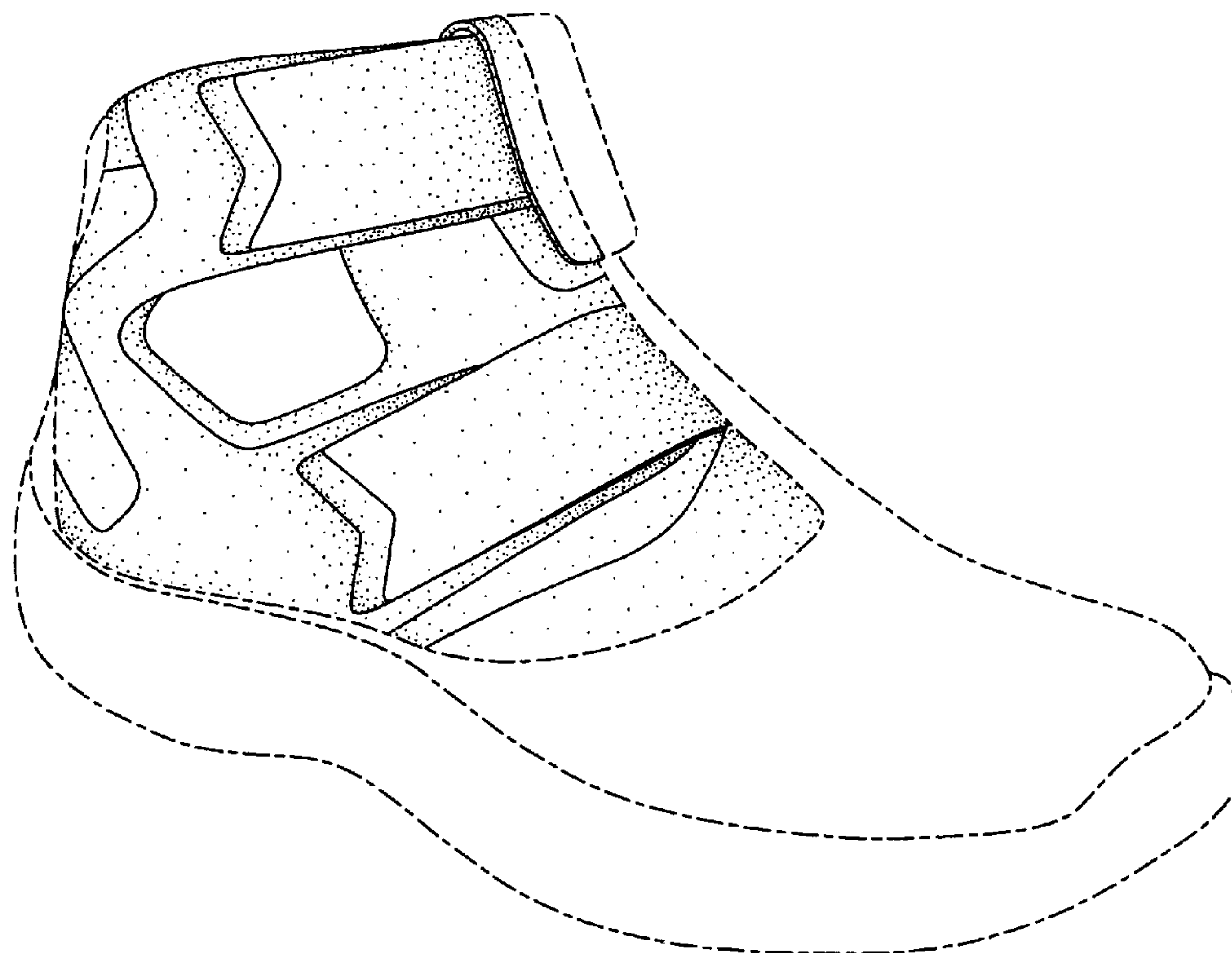
**U.S. PATENT DOCUMENTS**

FIG. 1 is a front perspective view of a portion of a shoe upper showing my new design;  
FIG. 2 is a rear perspective view thereof; and,  
FIG. 3 is a side view thereof.

D281,926 S	12/1985	Hill	
D319,339 S	8/1991	Stringham	
D327,360 S	6/1992	Graham	
D347,317 S	5/1994	Avar	
D362,110 S	9/1995	Preskar	
D369,898 S	5/1996	Lozano	
D379,709 S	6/1997	Francis et al.	
D406,690 S	3/1999	Vestuti	
D459,870 S	* 7/2002	St. Louis	..... D2/973
D512,212 S	* 12/2005	Hatfield	..... D2/972

The uneven broken line immediately adjacent to the shaded area represents an unclaimed boundary of the design. The unshaded region within the shaded region and the broken line showing of the remainder of the shoe are for illustrative purposes only and forms no part of the claimed design.

**1 Claim, 3 Drawing Sheets**



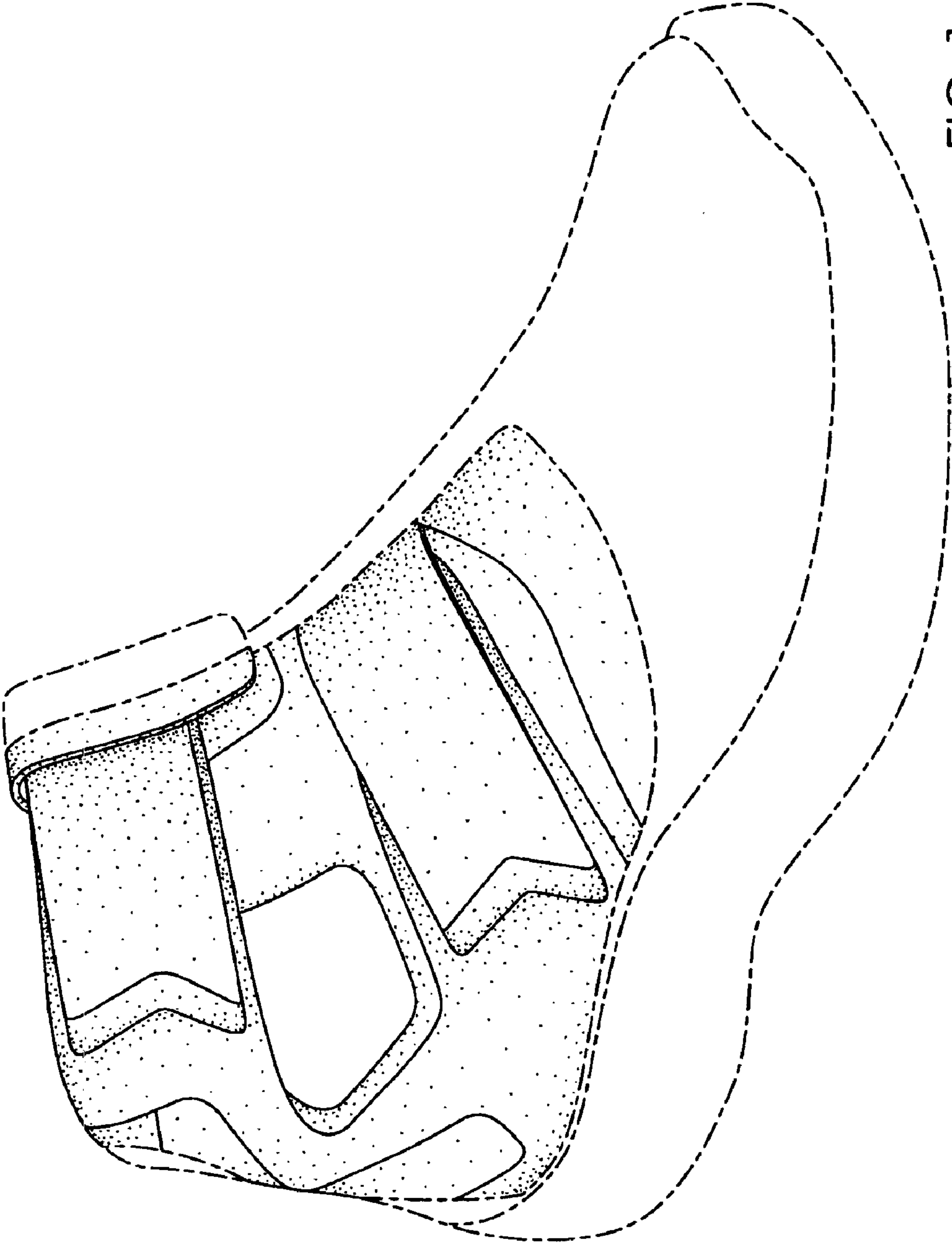


FIG. 1

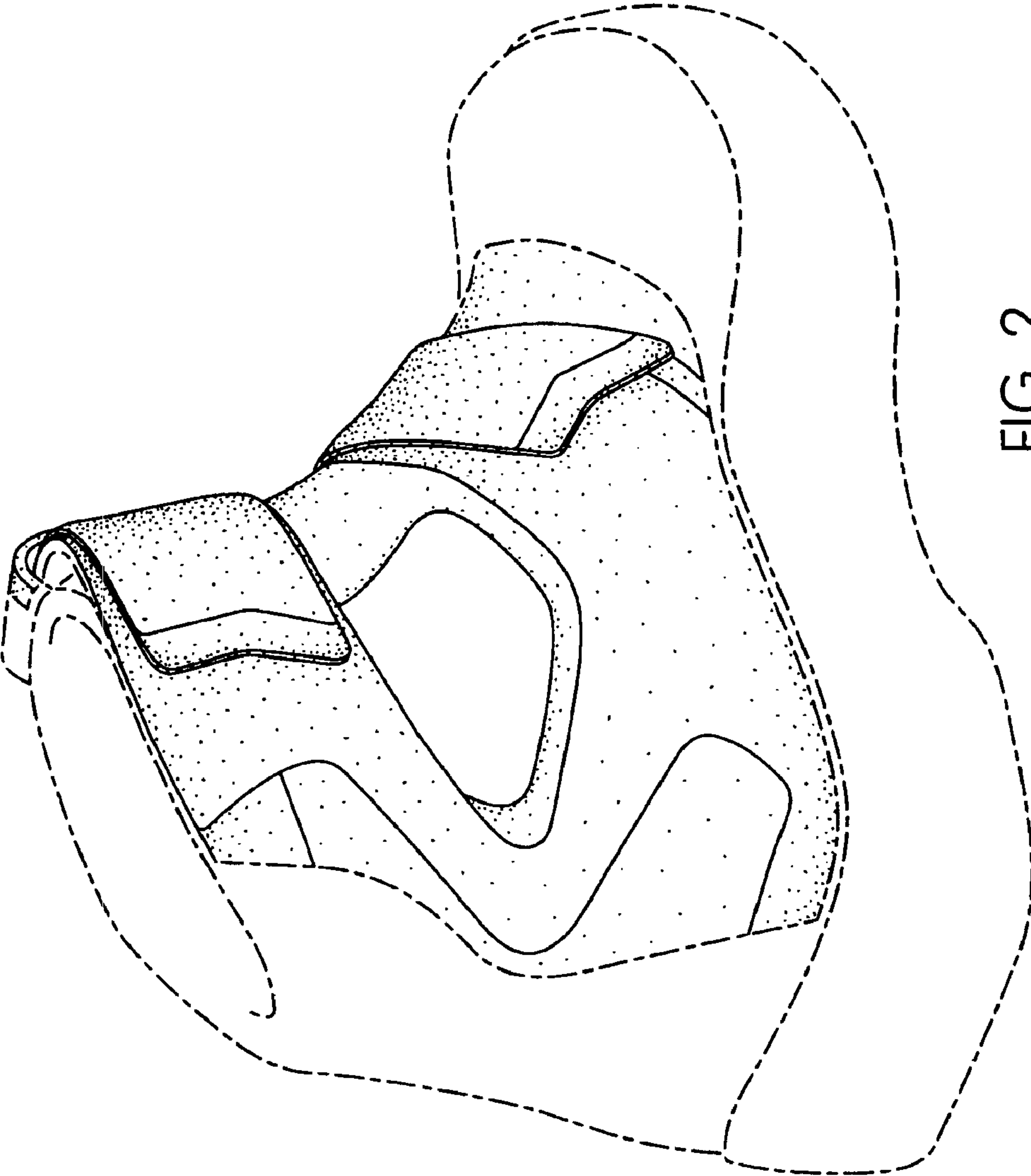


FIG. 2

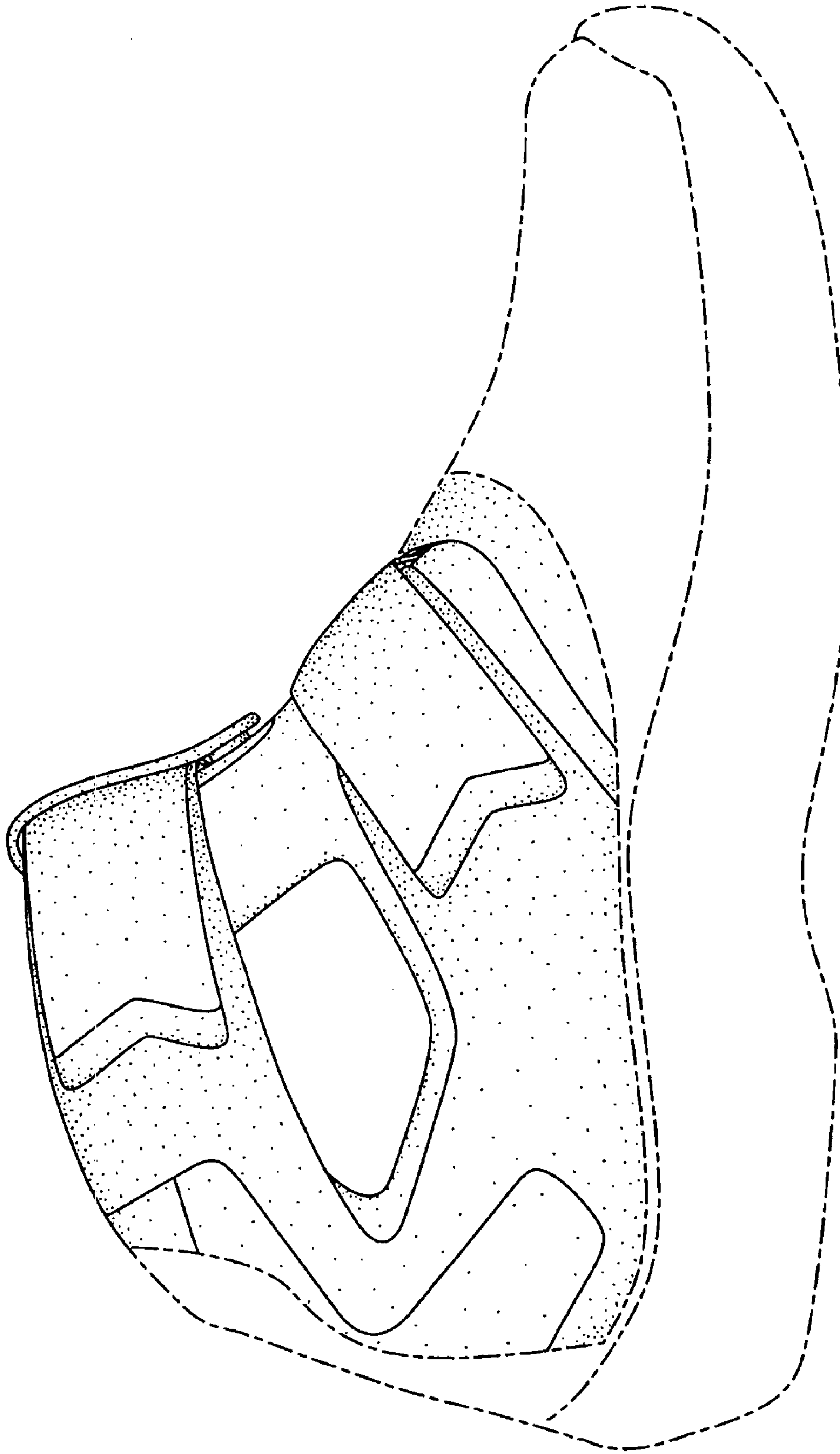


FIG. 3