



US00D530503S

(12) **United States Design Patent**
Schambra

(10) **Patent No.:** **US D530,503 S**

(45) **Date of Patent:** **** Oct. 24, 2006**

(54) **SIDE ELEMENT OF A SHOE UPPER**

D513,450 S * 1/2006 Portzline D2/972

(75) Inventor: **Kirsten Uta Schambra**, Portland, OR
(US)

(73) Assignee: **Nike, Inc.**, Beaverton, OR (US)

(**) Term: **14 Years**

(21) Appl. No.: **29/237,358**

(22) Filed: **Aug. 16, 2005**

(51) **LOC (8) Cl.** **02-99**

(52) **U.S. Cl.** **D2/972**

(58) **Field of Classification Search** D2/902,
D2/907, 908, 943, 944, 969, 972-974; 36/45,
36/50.1, 77 M, 77 R, 83, 88, 113, 114, 126-131
See application file for complete search history.

(56) **References Cited**

U.S. PATENT DOCUMENTS

D80,576 S	2/1930	Morali	
D86,386 S	3/1932	Miller	
D92,737 S	7/1934	Miller	
D94,284 S	1/1935	Saugues	
2,356,490 A	8/1944	Crotty	
2,407,498 A	9/1946	Johnson	
2,714,768 A	8/1955	Badler	
3,812,603 A	5/1974	Goodman	
D290,181 S	6/1987	Autry	
D292,784 S	11/1987	Autry	
D348,977 S	* 7/1994	Koh	D2/969
D375,193 S	11/1996	Kallen et al.	
D391,050 S	2/1998	Morris	
D437,992 S	2/2001	Link	
D440,392 S	4/2001	Neely	
D475,191 S	6/2003	Cass	
D490,602 S	6/2004	Dombrow	
D493,028 S	7/2004	Len	
D498,579 S	11/2004	Lemaster	
D498,913 S	11/2004	Cass	
D505,253 S	* 5/2005	Rask	D2/972
D512,213 S	* 12/2005	Hlavacs	D2/972

OTHER PUBLICATIONS

Nike Men's Footwear Catalog (Fall 1995), p. 80, published Nov. 1994, Beaverton, Oregon, USA.
Nike Men's Footwear Catalog (Fall 1998), p. 130, published Nov. 1997, Beaverton, Oregon, USA.
Nike Men's Footwear Catalog (Holiday 1998), p. 38, published Feb. 1998, Beaverton, Oregon, USA.
Nike Men's Footwear Catalog (Late Spring 1999), p. 41, published Sep. 1998, Beaverton, Oregon, USA.
Nike Men's Footwear Catalog (Spring 2000), p. 29, published Jul. 1999, Beaverton, Oregon, USA.

(Continued)

Primary Examiner—Dominic Simone
(74) *Attorney, Agent, or Firm*—TraskBritt, P.C.

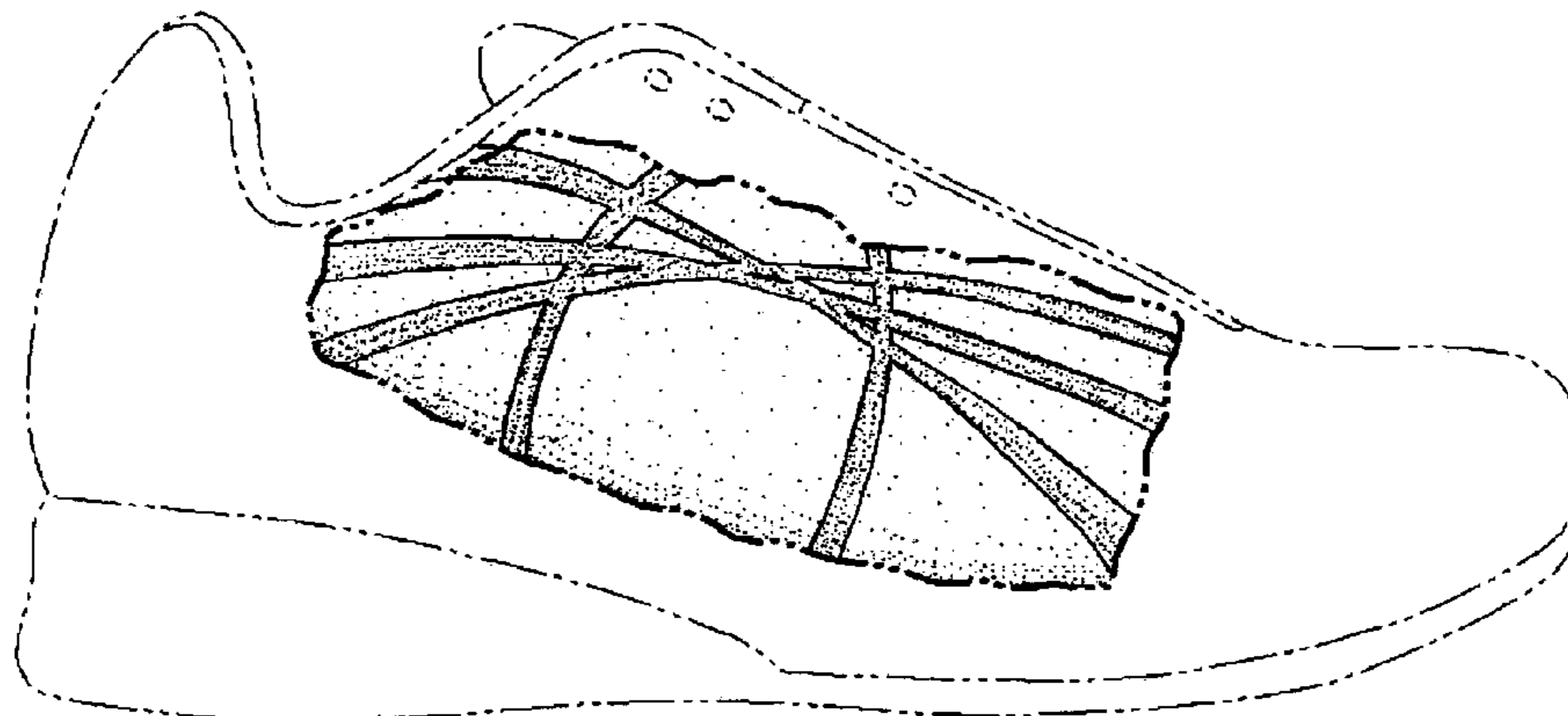
(57) **CLAIM**

The ornamental design for a side element of a shoe upper, as shown and described.

DESCRIPTION

FIG. 1 is a perspective view of a side element of a shoe upper showing my new design;
FIG. 2 is a side view of the side element of a shoe upper shown in FIG. 1;
FIG. 3 is a front view of the side element of a shoe upper shown in FIG. 1;
FIG. 4 is a rear view of the side element of a shoe upper shown in FIG. 1; and,
FIG. 5 is a top view of the side element of a shoe upper shown in FIG. 1.
The uneven broken line immediately adjacent to the shaded area represent the bounds of the claimed design. All other uneven broken lines represent the remaining portion of the shoe. The uneven broken line representations in FIGS. 1-5 are for illustrative purposes only and form no part of the claimed design.

1 Claim, 2 Drawing Sheets



OTHER PUBLICATIONS

Nike Men's Footwear Catalog (Spring 2000 (Sport Inspiron), p. 6, published Jul. 1999, Beaverton, Oregon, USA.

Nike Men's Footwear Catalog (Fall 2000), unnumbered page, published Nov. 1999, Beaverton, Oregon, USA.

Nike Women's Footwear Catalog (Fall 2001), p. 17, published Nov. 2000, Beaverton, Oregon, USA.

Nike Men's Footwear Catalog (Fall 2001), p. 8, published Nov. 2000, Beaverton, Oregon, USA.

Nike Men's Footwear Catalog (Late Spring Atom Flyer 2002), p. 2, published Sep. 2001, Beaverton, Oregon, USA.

Nike Men's Footwear Catalog (Late Spring Custom Footwear 2002), p. 3, published Sep. 2001, Beaverton, Oregon, USA.

Nike Men's Footwear Catalog (Spring 2005), pp. 9, 81, published Jun. 2004, Beaverton, Oregon, USA.

* cited by examiner

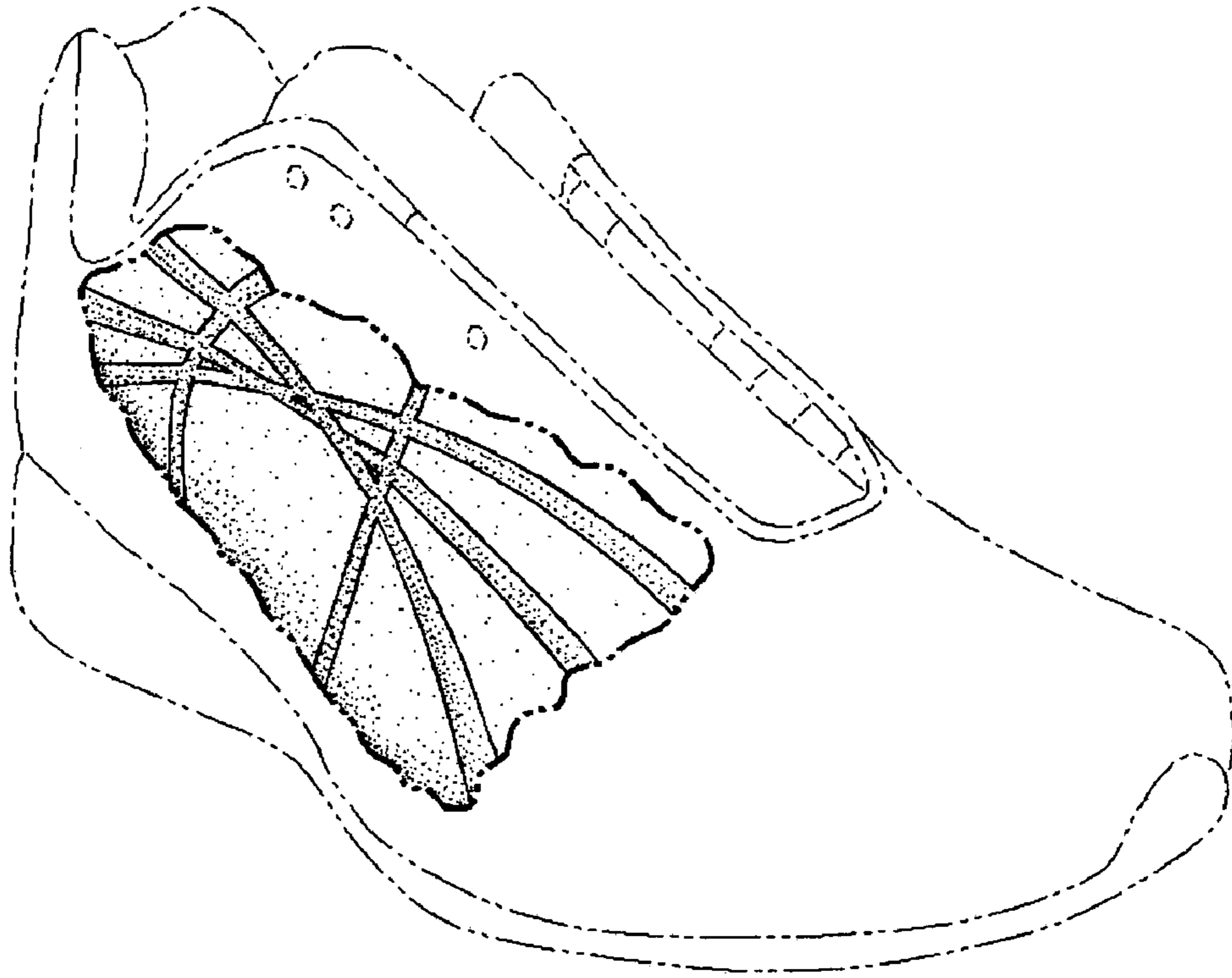


FIG. 1

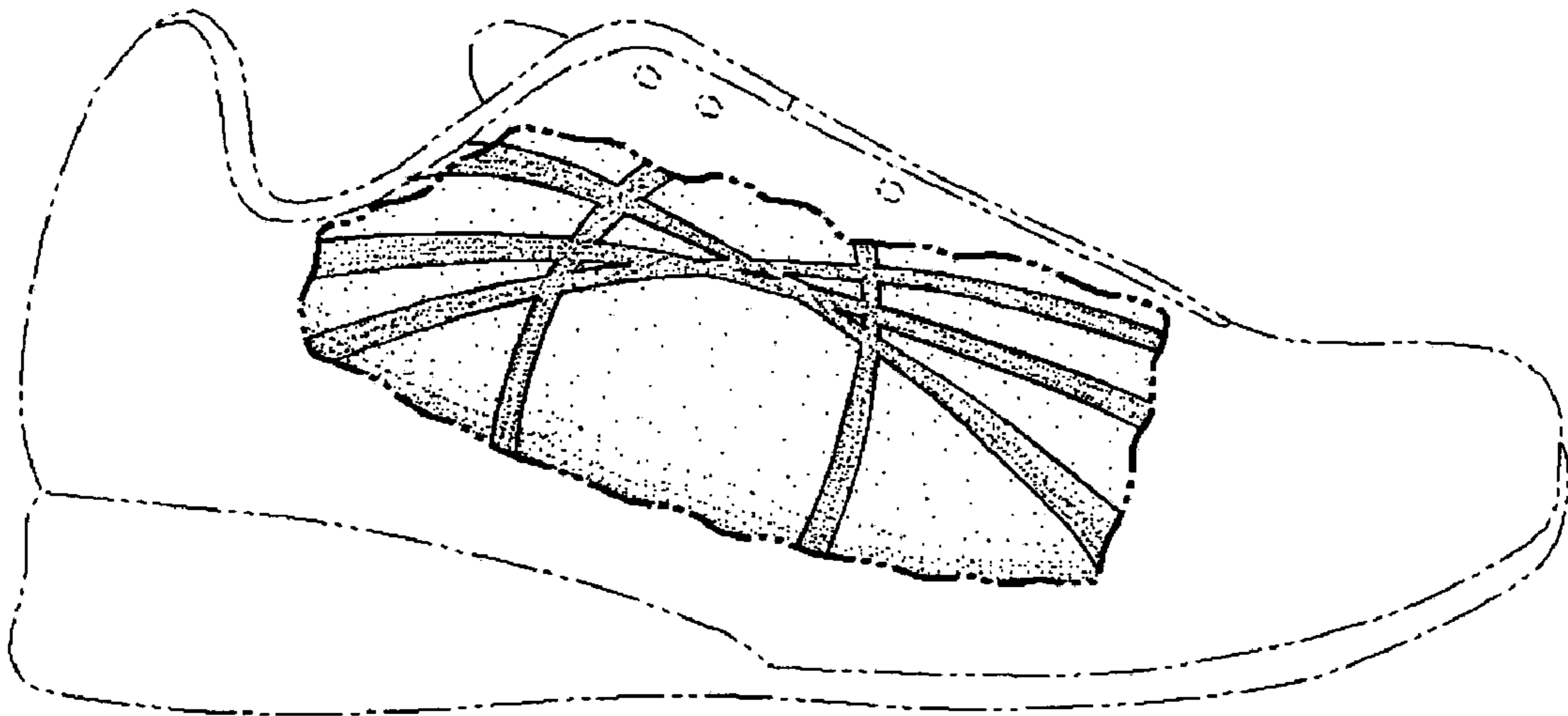


FIG. 2

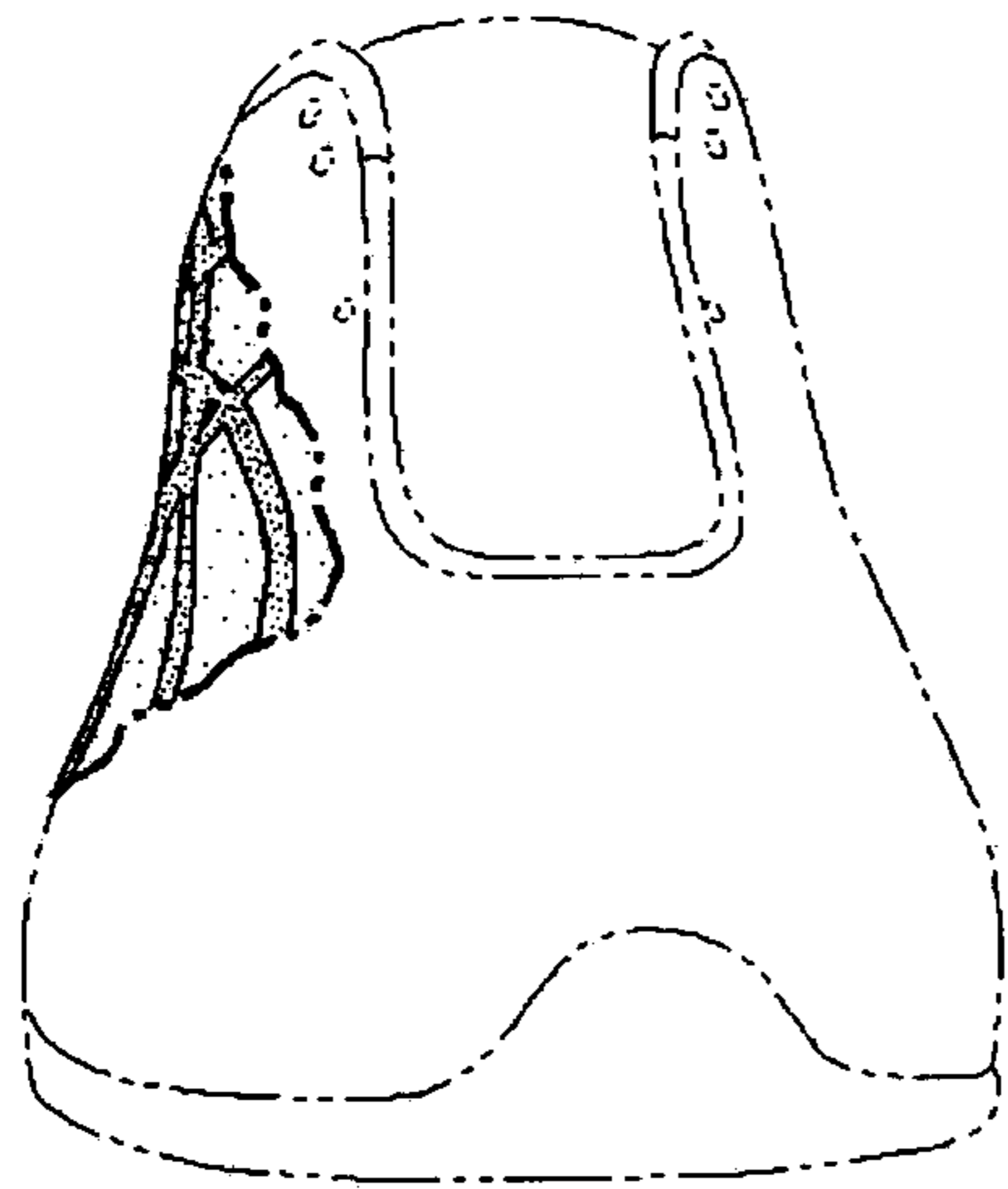


FIG. 3

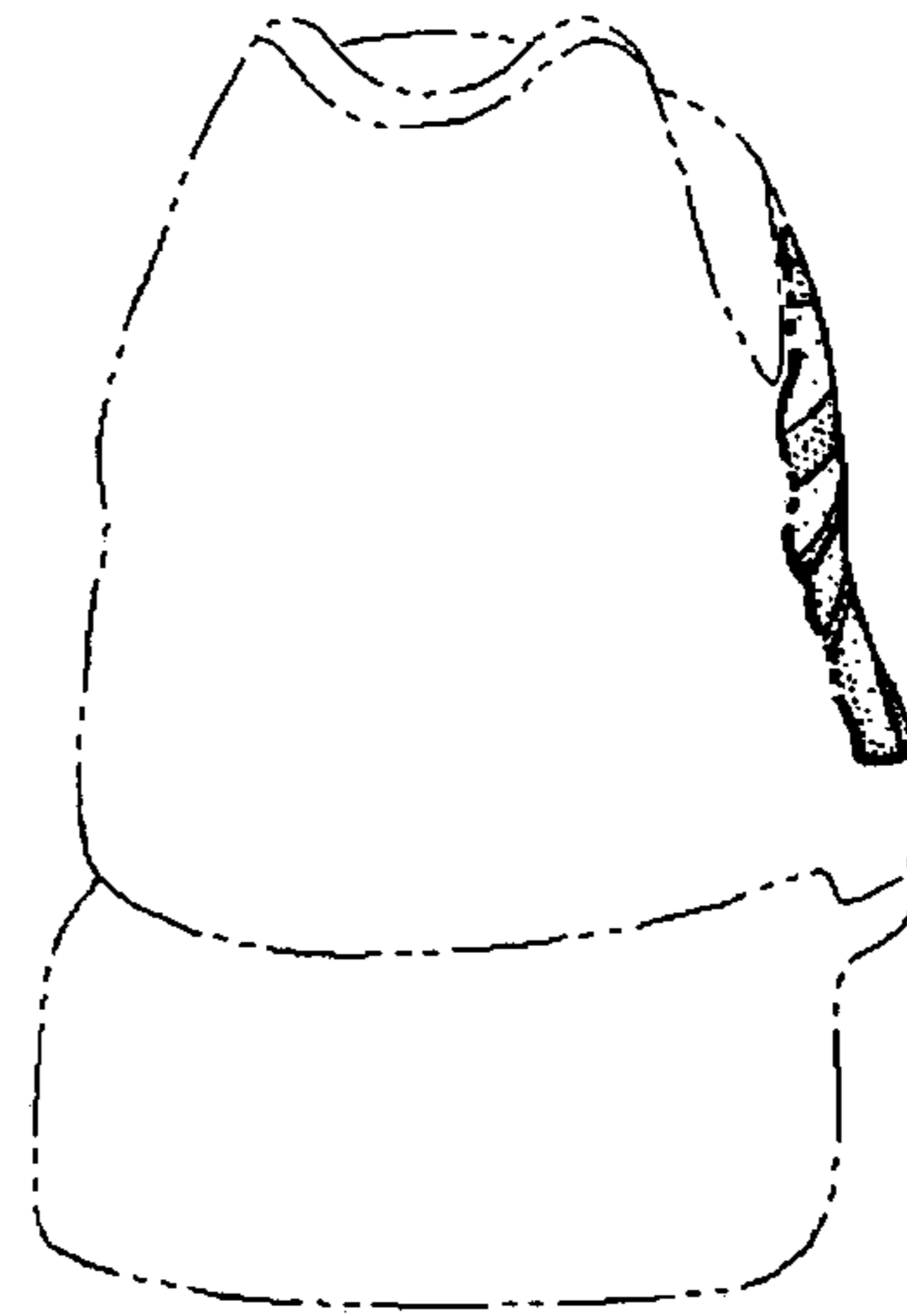


FIG. 4

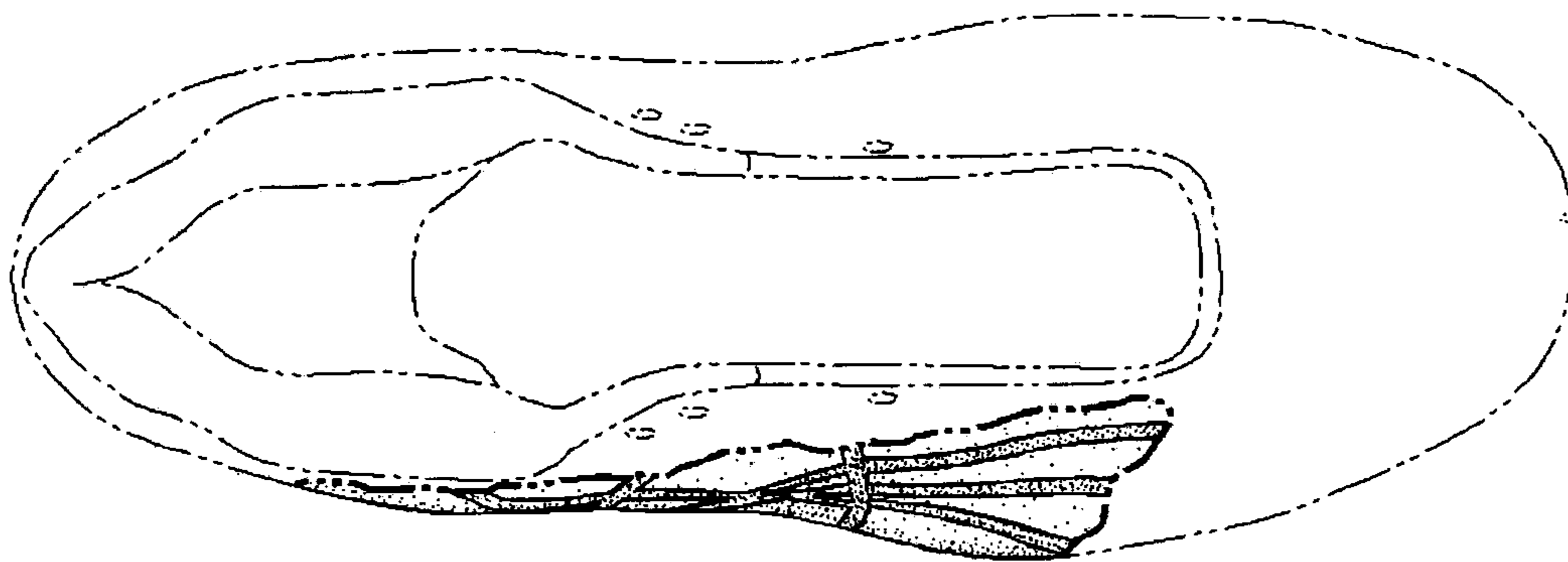


FIG. 5