

US00D530500S

(12) **United States Design Patent**
Kelsey

(10) **Patent No.:** **US D530,500 S**

(45) **Date of Patent:** **** Oct. 24, 2006**

(54) **SHOE**

(75) Inventor: **Jonathan Kelsey**, London (GB)

(73) Assignee: **J. Choo (Jersey) Limited**, Jersey (GB)

(**) Term: **14 Years**

(21) Appl. No.: **29/236,201**

(22) Filed: **Aug. 12, 2005**

(30) **Foreign Application Priority Data**

Mar. 23, 2005 (EM) 000319520-0050

(51) **LOC (8) Cl.** **02-99**

(52) **U.S. Cl.** **D2/971**

(58) **Field of Classification Search** D2/916-922,
D2/925-941, 969, 971; 36/11.5, 83
See application file for complete search history.

(56) **References Cited**

U.S. PATENT DOCUMENTS

D86,386 S	*	3/1932	Miller	D2/935
D86,622 S	*	3/1932	Miller	D2/931
D93,597 S	*	10/1934	Apt	D2/932
D93,606 S	*	10/1934	Fradkin	D2/933
D93,709 S	*	10/1934	Elkin	D2/931
D94,527 S		2/1935	Apt		
D102,579 S		12/1936	Samuels		
D106,932 S	*	11/1937	Sholtz	D2/940

D108,851 S	*	3/1938	Frederick	D2/931
D176,230 S		11/1955	Rubin		
D501,709 S	*	2/2005	Kelsey	D2/971
D501,983 S		2/2005	Choi		

OTHER PUBLICATIONS

U.S. Appl. No. 29/210,821, filed Aug. 5, 2004.
U.S. Appl. No. 29/238,909, filed Sep. 21, 2005.
U.S. Appl. No. 29/238,967, filed Sep. 22, 2005.
U.S. Appl. No. 29/238,876, filed Sep. 21, 2005.

* cited by examiner

Primary Examiner—Dominic Simone

(74) *Attorney, Agent, or Firm*—Fross Zelnick Lehrman & Zissu, P.C.; Lawrence E. Apolzon, Esq.

(57) **CLAIM**

The ornamental design for a shoe, as shown and described.

DESCRIPTION

FIG. 1 is a front perspective view of a shoe showing my shoe design;

FIG. 2 is a right side view of the shoe shown in FIG. 1;

FIG. 3 is a left side view of the shoe shown in FIG. 1; and, FIG. 4 is a top view of the shoe shown in FIG. 1.

The broken line showing of the sole, heel, buckle, buckle, holes on the strap, and portion of the upper is for illustrative purposes only and forms no part of the claimed design.

1 Claim, 4 Drawing Sheets





FIG. 1

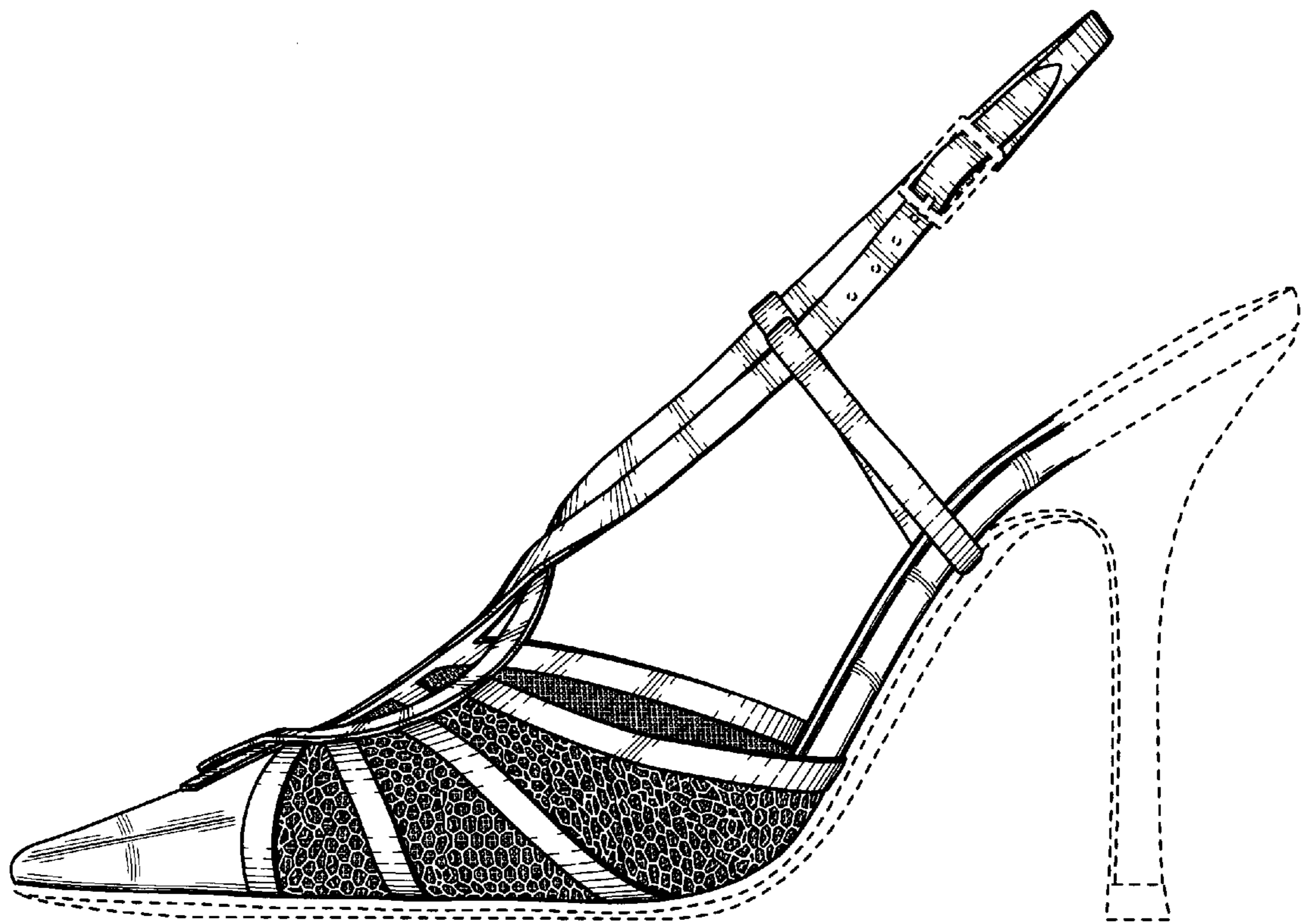


FIG. 2

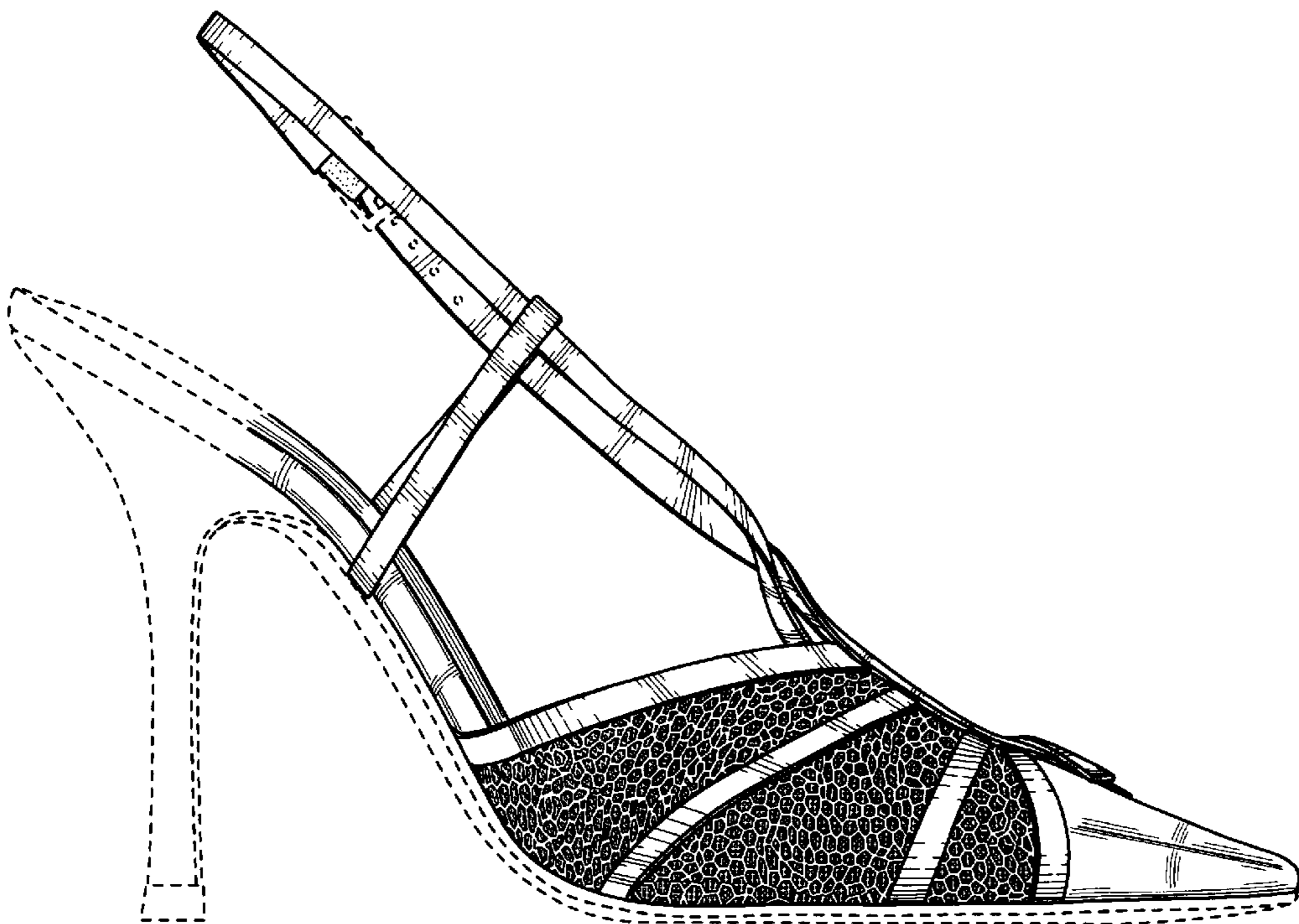


FIG. 3

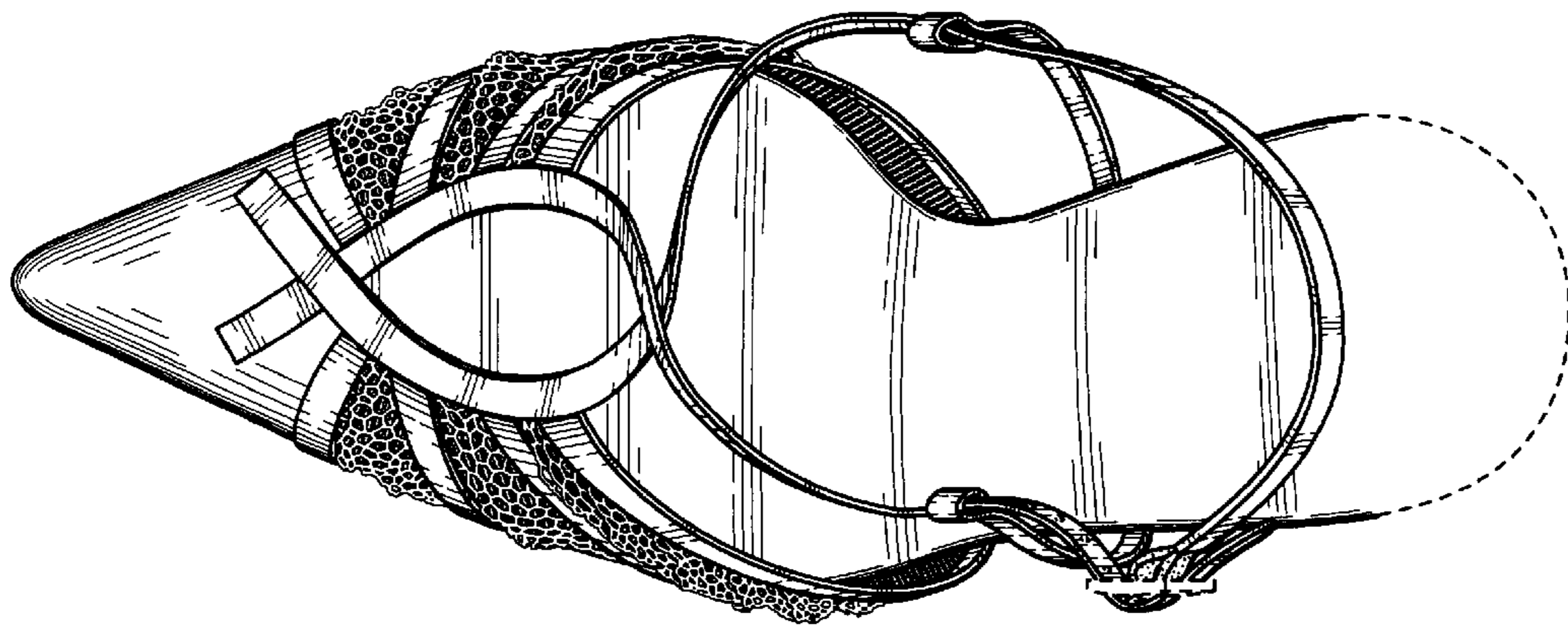


FIG. 4