



US00D530499S

(12) **United States Design Patent**
Kelsey

(10) **Patent No.:** **US D530,499 S**

(45) **Date of Patent:** **** Oct. 24, 2006**

(54) **SHOE**

D510,653 S * 10/2005 Choi D2/971

(75) Inventor: **Jonathan Kelsey**, London (GB)

(73) Assignee: **J. Choo (Jersey) Limited**, Jersey (GB)

(**) Term: **14 Years**

(21) Appl. No.: **29/236,174**

(22) Filed: **Aug. 12, 2005**

(30) **Foreign Application Priority Data**

Mar. 23, 2005 (EM) 000319520-0036

(51) **LOC (8) Cl.** **02-99**

(52) **U.S. Cl.** **D2/971**

(58) **Field of Classification Search** D2/916-922,
D2/925-941, 969, 971; 36/11.5, 83
See application file for complete search history.

(56) **References Cited**

U.S. PATENT DOCUMENTS

903,384 A	11/1908	Jensen	
D88,313 S	11/1932	Miller	
D92,143 S	* 5/1934	Kean D2/942
D99,384 S	4/1936	Walsh	
D99,942 S	* 6/1936	Harris D2/929
D110,554 S	7/1938	Wales	
D143,697 S	2/1946	Adams	
D201,665 S	* 7/1965	Levine D2/930
D453,063 S	* 1/2002	Jacobs D2/932

OTHER PUBLICATIONS

U.S. Appl. No. 29/214,883, filed Oct. 7, 2004.

U.S. Appl. No. 29/236,176, filed Aug. 12, 2005.

* cited by examiner

Primary Examiner—Dominic Simone

(74) *Attorney, Agent, or Firm*—Fross Zelnick Lehrman & Zissu, P.C.; Lawrence E. Apolzon, Esq.

(57) **CLAIM**

The ornamental design for a shoe, as shown and described.

DESCRIPTION

FIG. 1 is a front perspective view of a shoe showing my shoe design;

FIG. 2 is a right side view of the shoe shown in FIG. 1;

FIG. 3 is a left side view of the shoe shown in FIG. 1;

FIG. 4 is a front view of the shoe shown in FIG. 1;

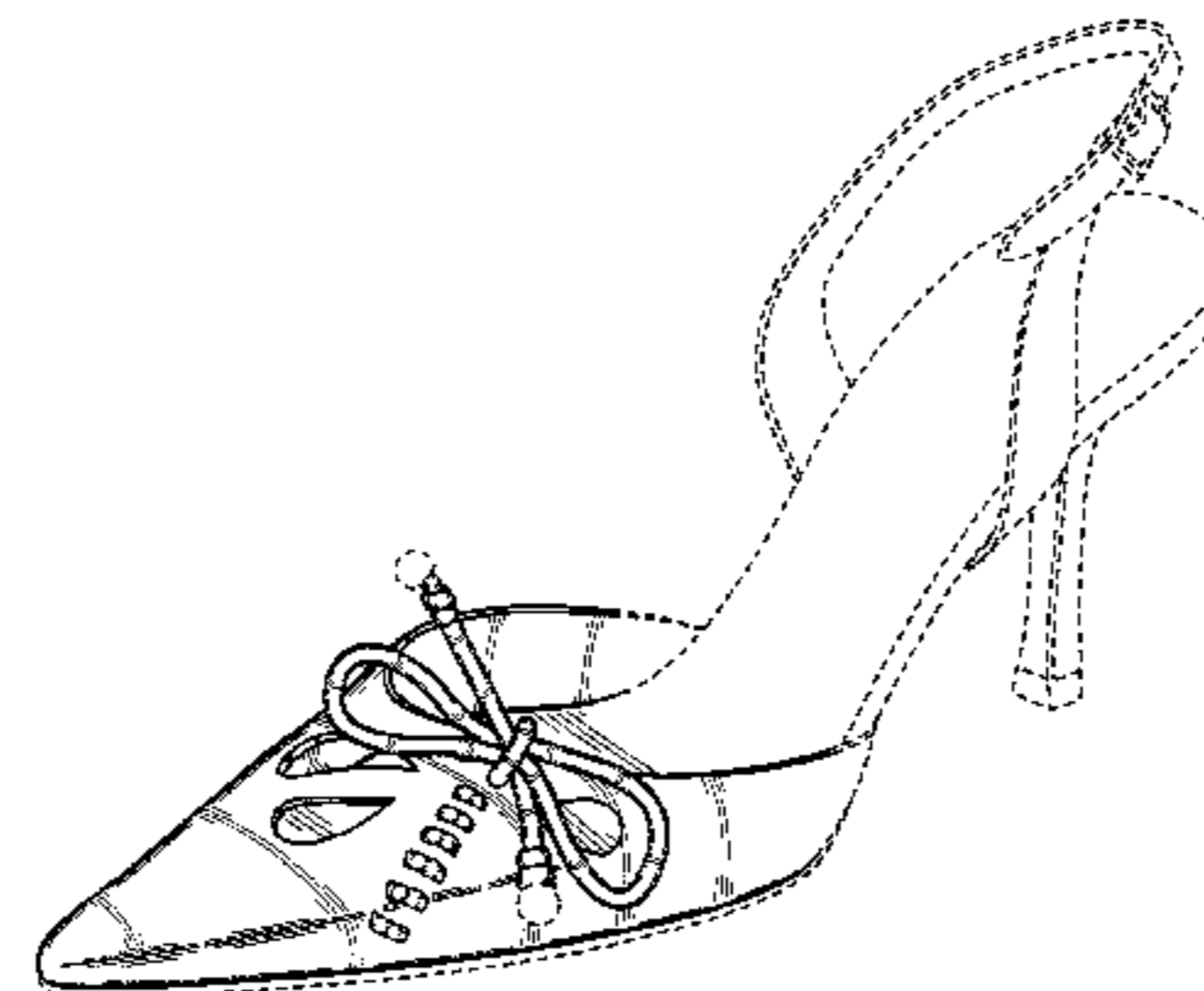

FIG. 5 is a top view of the shoe shown in FIG. 1;

FIG. 6 is a front perspective view of an alternative embodiment of the shoe shown in FIG. 1; and,

FIG. 7 is a front perspective view of yet another alternative embodiment of the shoe shown in FIG. 1.

The broken line showing of the sole, heel, buckle, back strap, portion of the upper, and round edges of the bow is for illustrative purposes only and forms no part of the claimed design.

1 Claim, 7 Drawing Sheets






FIG. 1

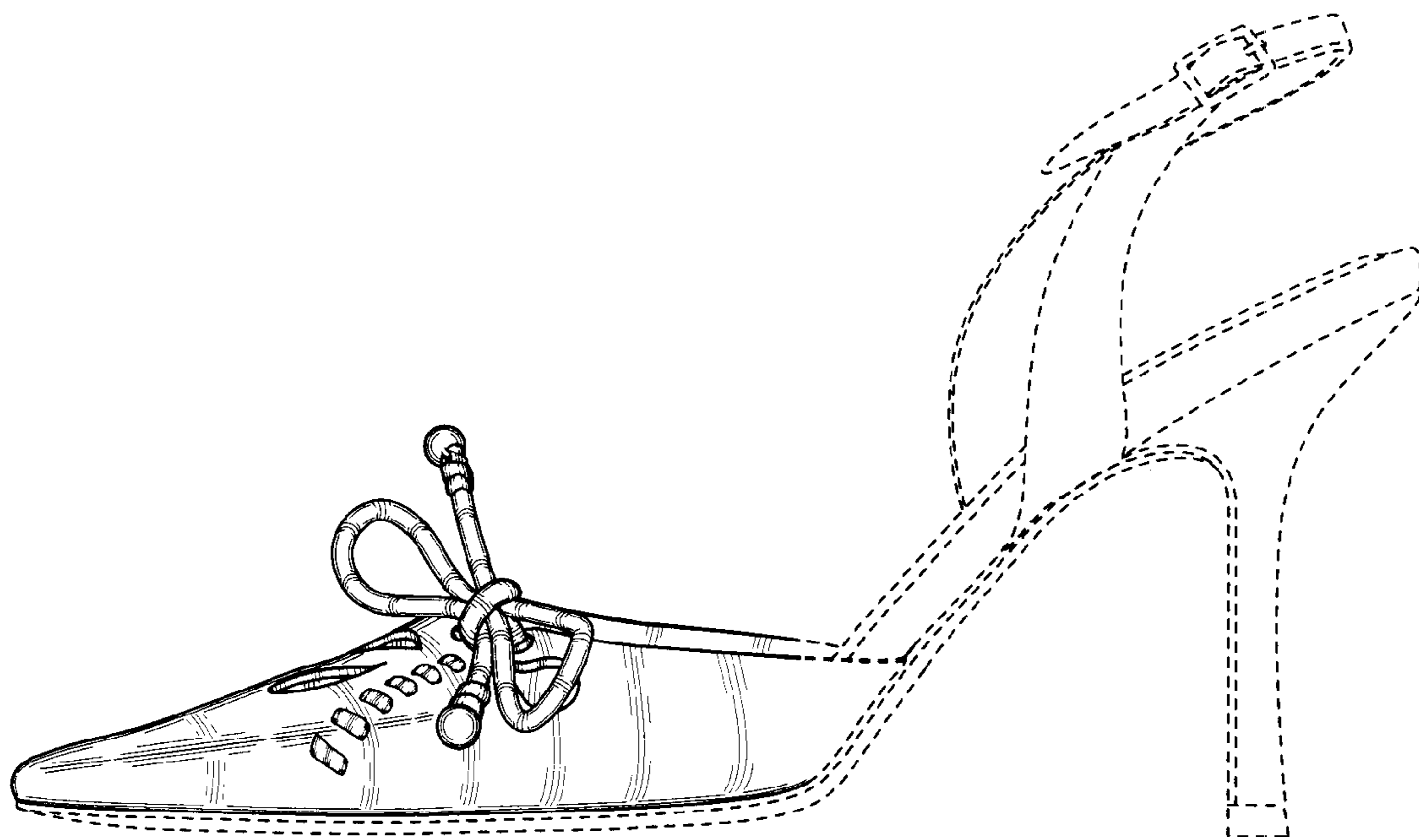


FIG. 2

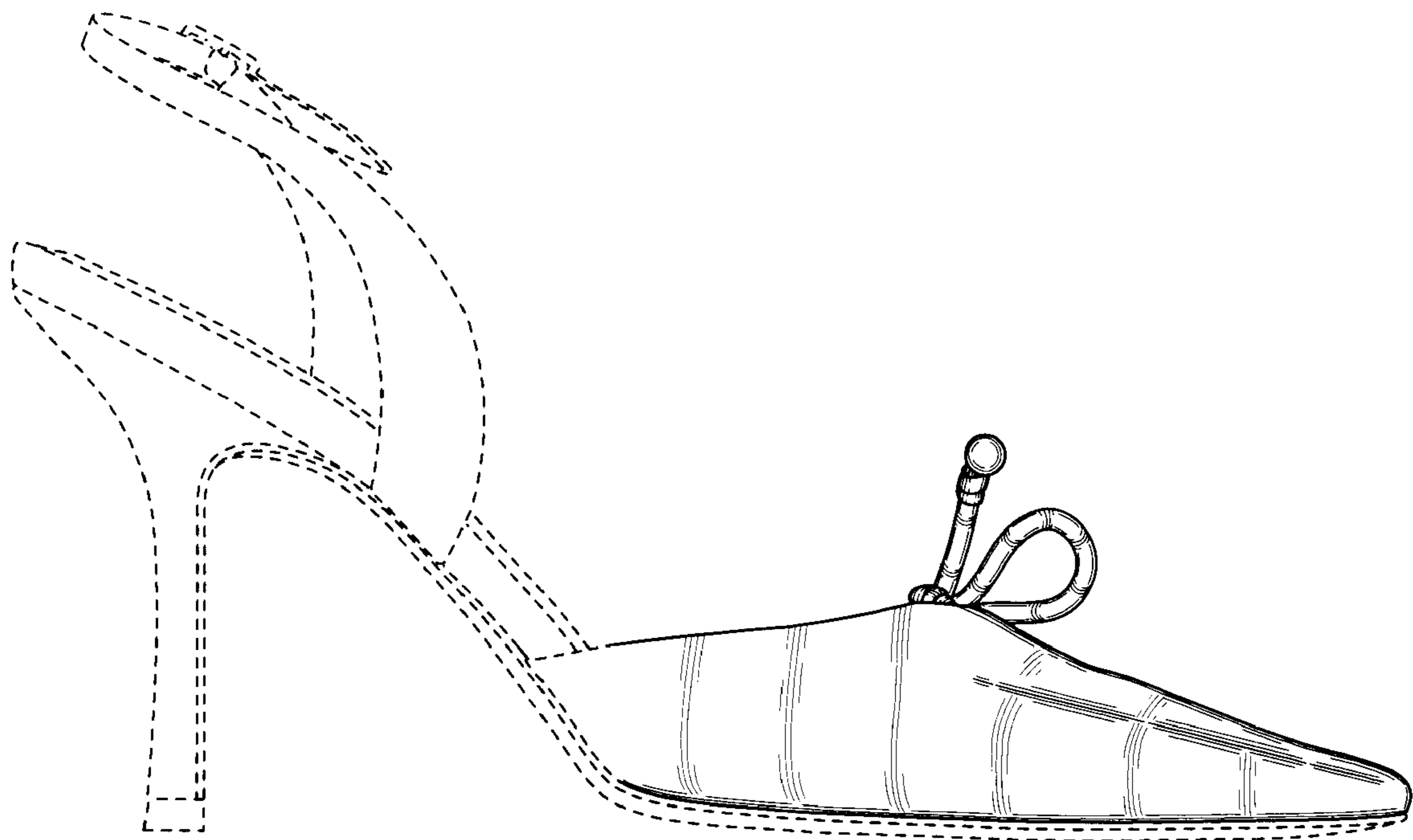


FIG. 3

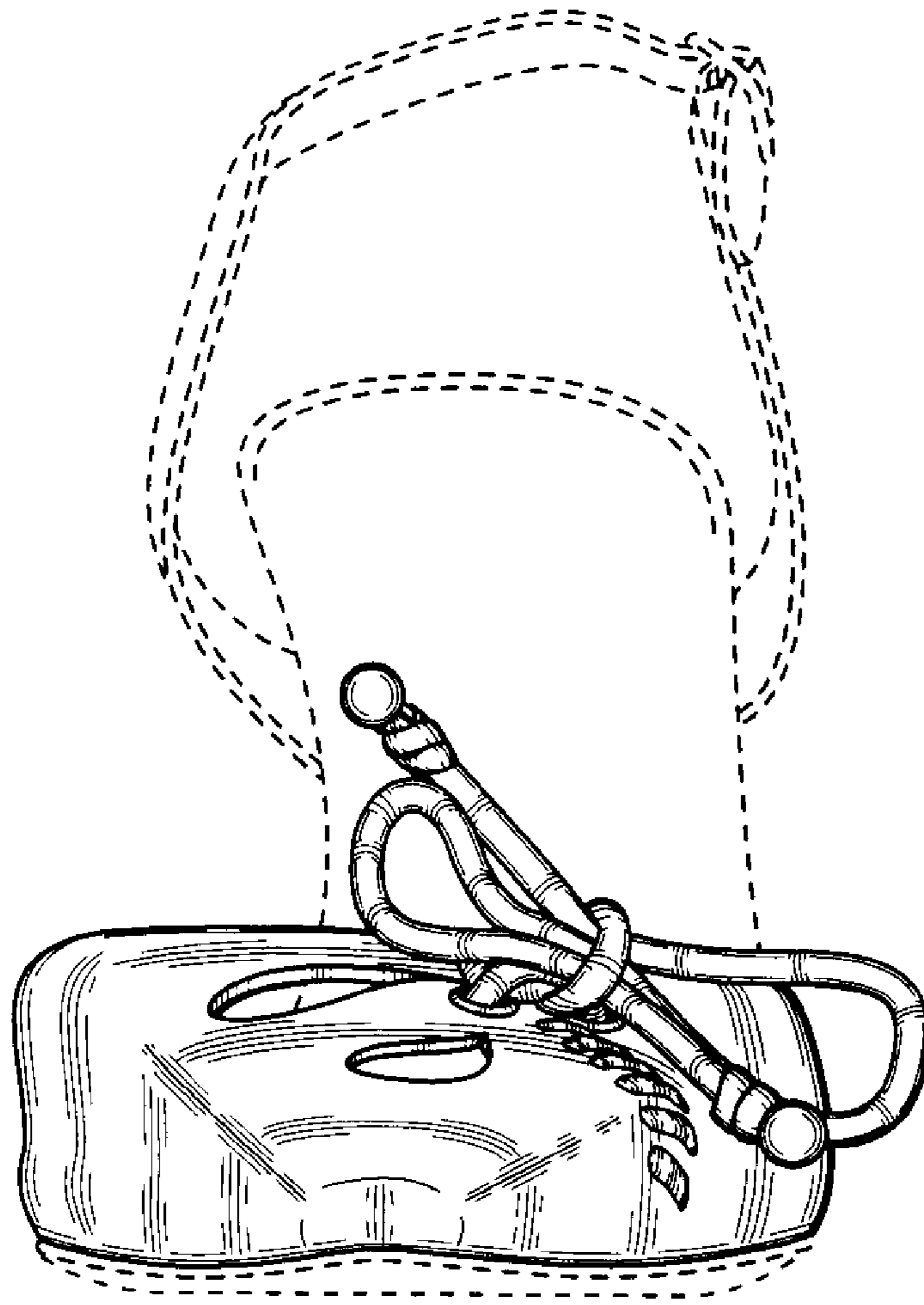


FIG. 4

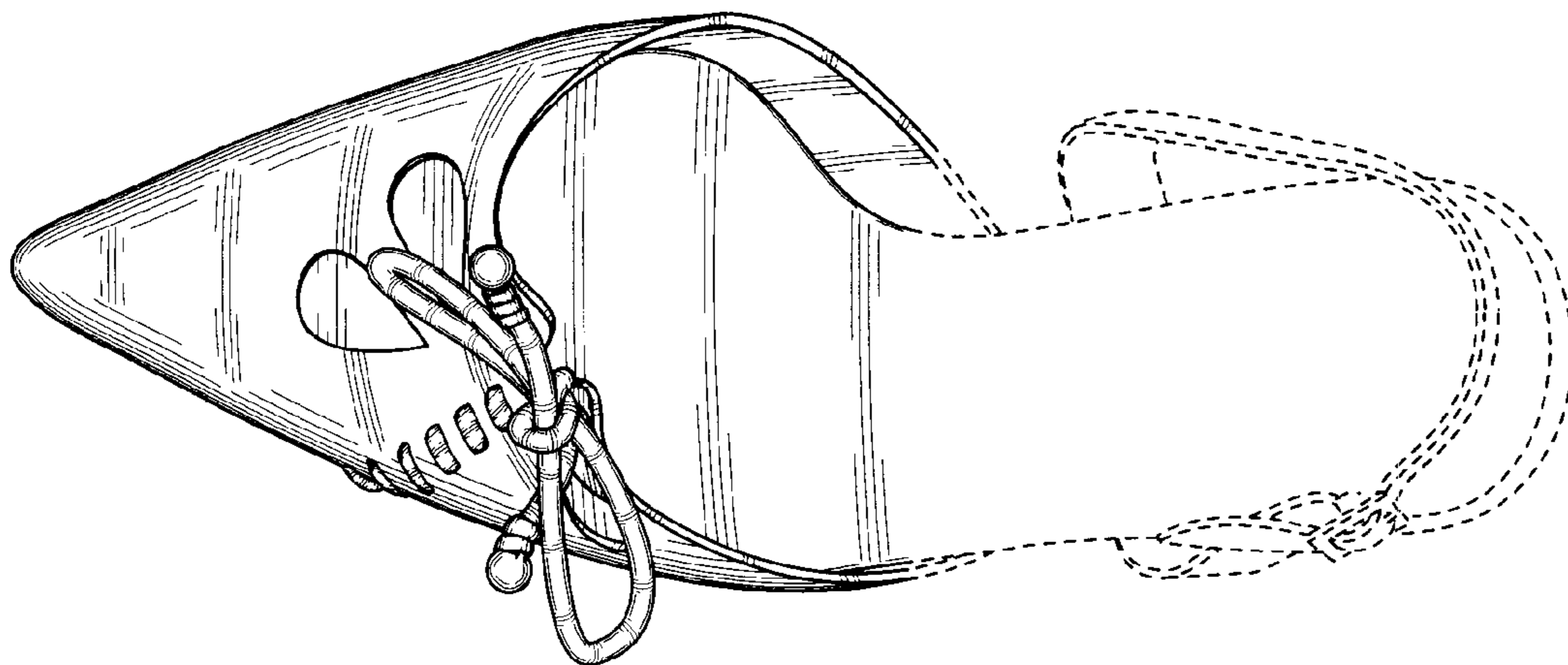


FIG. 5




FIG. 6



FIG. 7