

US00D530496S

(12) **United States Design Patent**
Choi

(10) **Patent No.:** **US D530,496 S**
(45) **Date of Patent:** **** Oct. 24, 2006**

(54) **SHOE**

(75) Inventor: **Sandra Choi**, London (GB)

(73) Assignee: **J. Choo (Jersey) Limited**, Jersey (GB)

(**) Term: **14 Years**

(21) Appl. No.: **29/223,198**

(22) Filed: **Feb. 9, 2005**

(30) **Foreign Application Priority Data**

Sep. 28, 2004 (EM) 000235361-0023

(51) **LOC (8) Cl.** **02-99**

(52) **U.S. Cl.** **D2/971**

(58) **Field of Classification Search** D2/916-922,
D2/925-941, 969, 971; 36/11.5, 83
See application file for complete search history.

(56) **References Cited**

U.S. PATENT DOCUMENTS

D93,279 S	*	9/1934	Mascali	D2/941
D93,545 S		10/1934	De Liso		
D98,932 S	*	3/1936	Goldberg	D2/931
D110,068 S	*	6/1938	Kaplan	D2/939
D452,771 S	*	1/2002	Jacobs	D2/930
D501,075 S	*	1/2005	Choi	D2/971
D501,709 S	*	2/2005	Kelsey	D2/971
D504,216 S	*	4/2005	Choi	D2/971
D512,210 S	*	12/2005	Choi	D2/971

OTHER PUBLICATIONS

J. Choo (Jersey) Limited, JINI, Spring/Summer 2004 Catalogue.

U.S. Appl. No. 29/210,238; filed Jul. 28, 2004.

U.S. Appl. No. 29/213,019; filed Sep. 9, 2004.

* cited by examiner

Primary Examiner—Dominic Simone

(74) *Attorney, Agent, or Firm*—Fross, Zelnick Lehrman & Zissu, P.C.; Lawrence E. Apolzon, Esq.

(57) **CLAIM**

The ornamental design for a shoe, as shown and described.

DESCRIPTION

FIG. 1 is a front perspective view of a shoe showing my shoe design;

FIG. 2 is a left side view of the shoe shown in FIG. 1;

FIG. 3 is a right side view of the shoe shown in FIG. 1;

FIG. 4 is a front view of the shoe shown in FIG. 1;

FIG. 5 is a rear view of the shoe shown in FIG. 1;

FIG. 6 is a front perspective view of an alternative embodiment of the shoe shown in FIG. 1;

FIG. 7 is a left side view of the shoe shown in FIG. 6; and,

FIG. 8 is a right side view of the shoe shown in FIG. 6.

The broken line showing of the sole, heel, and roping along the bottom portions of the shoe is for illustrative purposes only and forms no part of the claimed design.

1 Claim, 8 Drawing Sheets





FIG. 1



FIG. 2

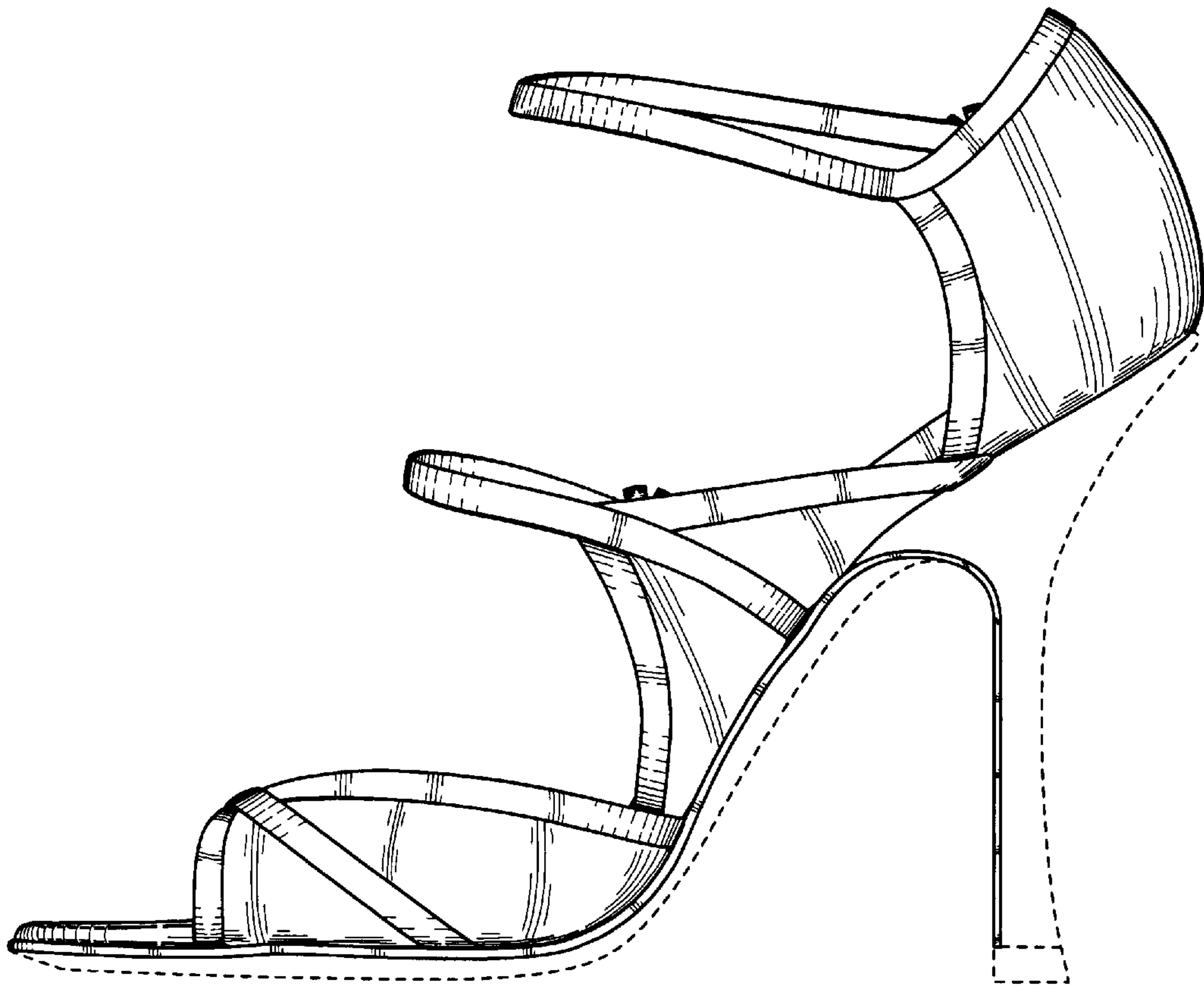


FIG. 3

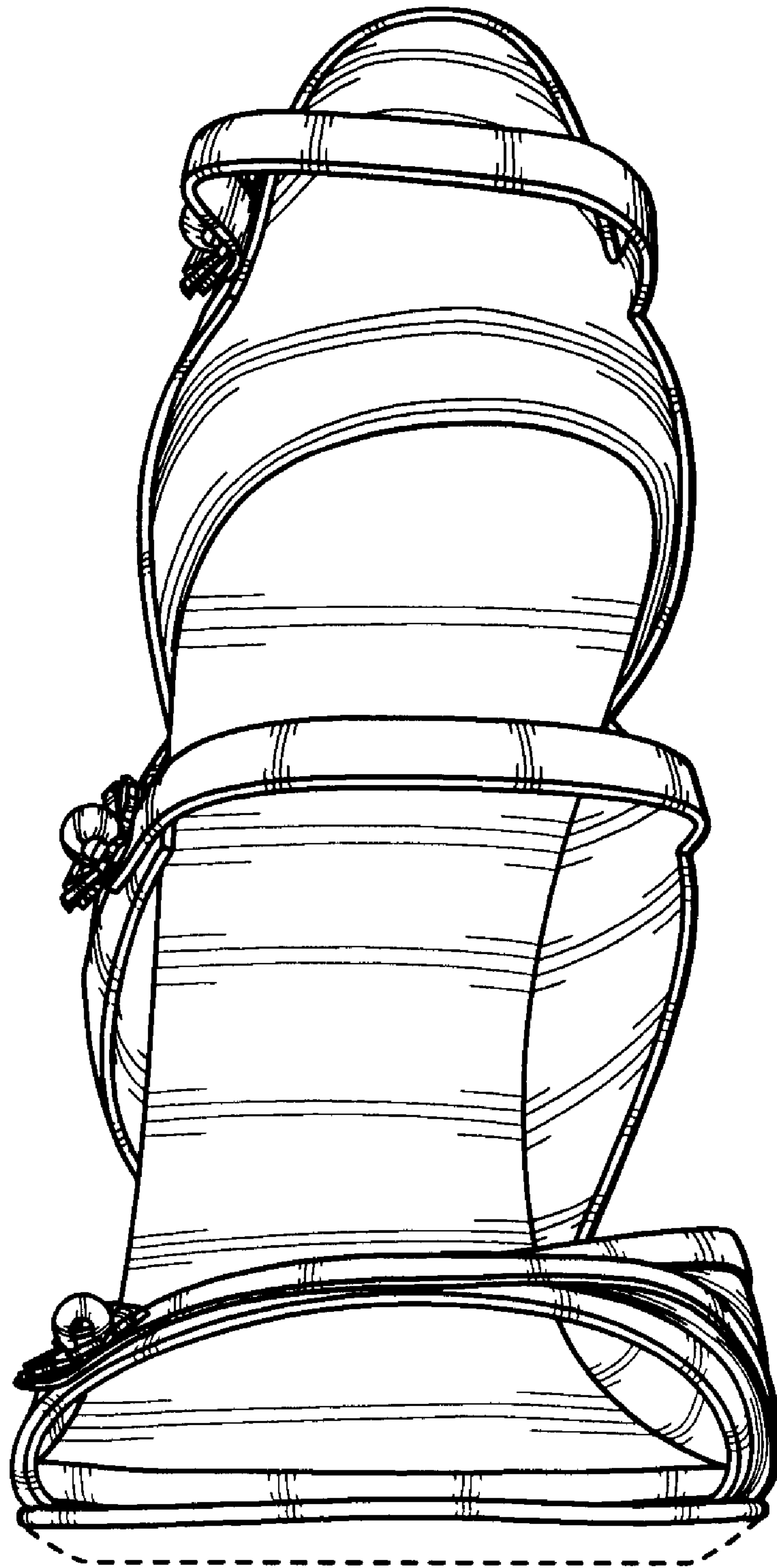


FIG. 4

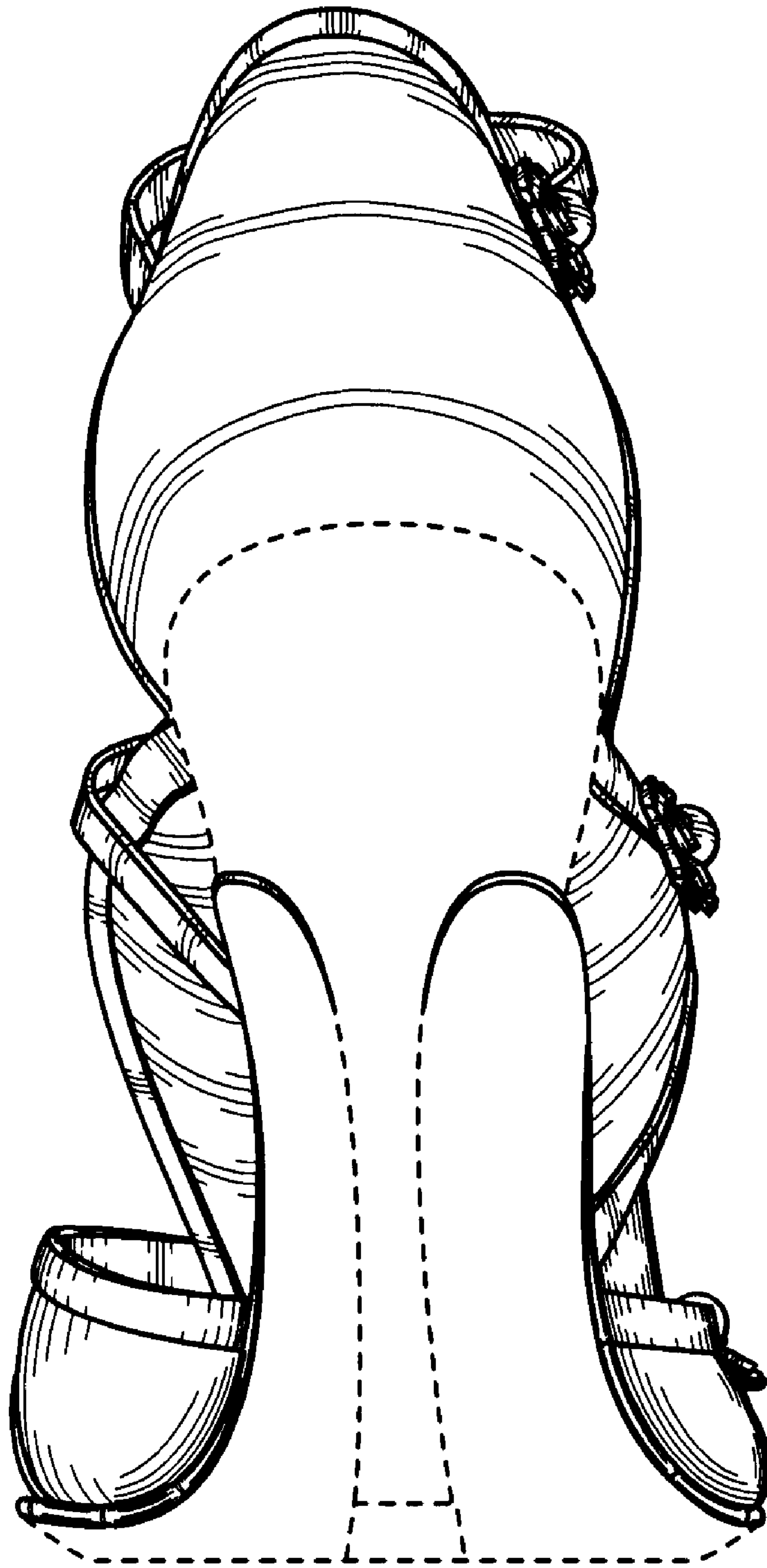


FIG. 5



FIG. 6

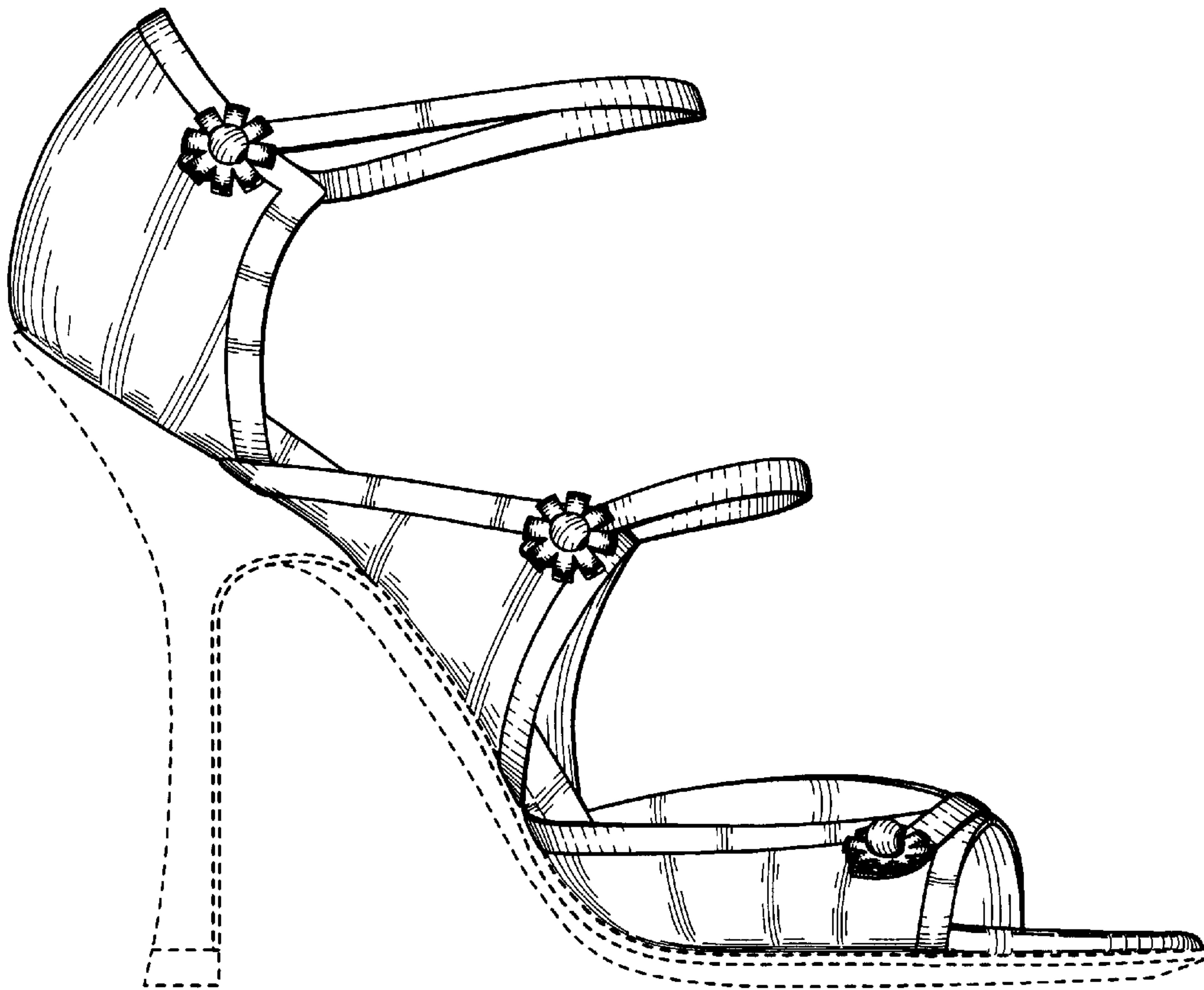


FIG. 7

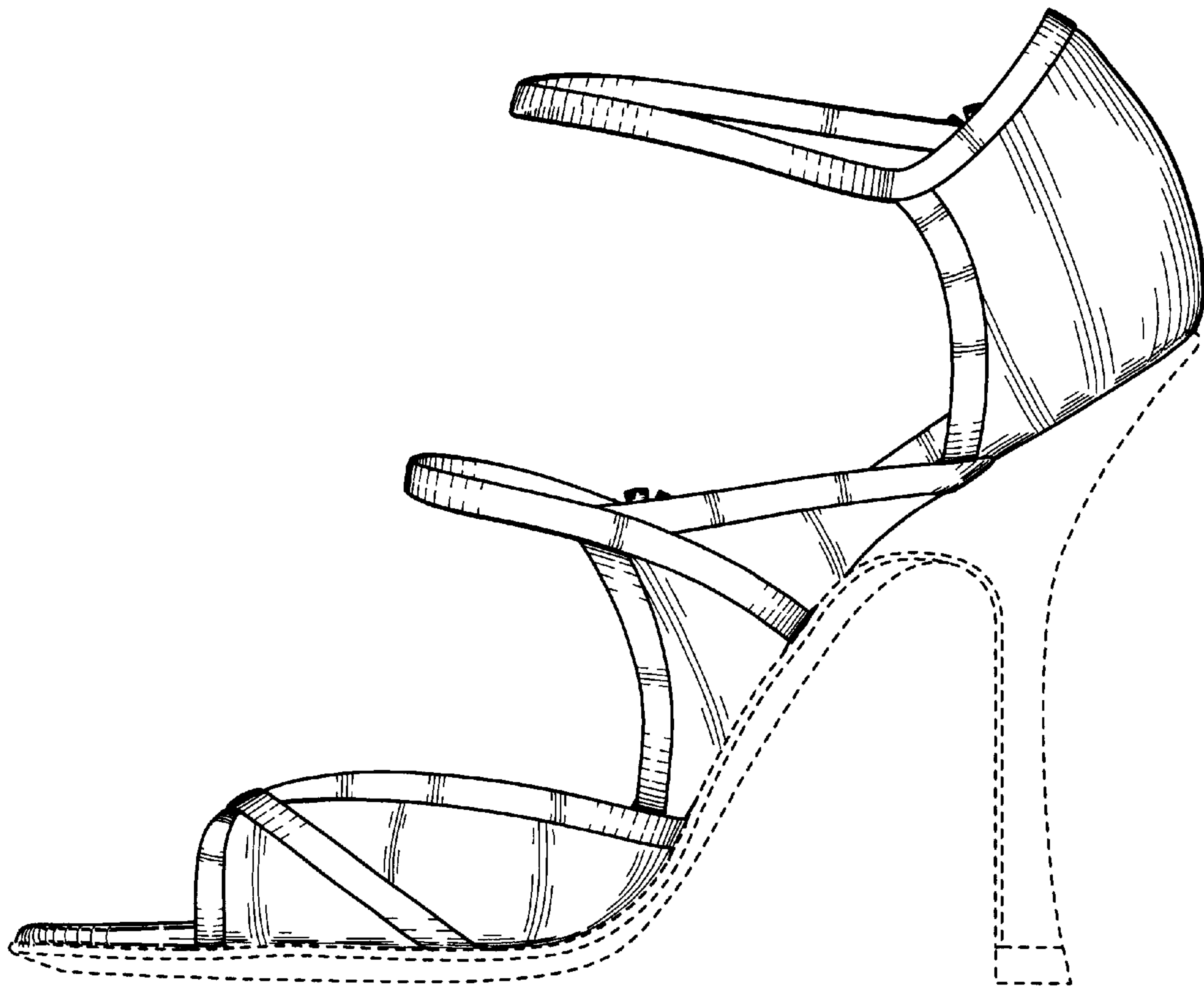


FIG. 8