



US00D530492S

(12) **United States Design Patent**
McClaskie

(10) **Patent No.:** **US D530,492 S**

(45) **Date of Patent:** **** Oct. 24, 2006**

- (54) **OUTSOLE FOR A SHOE**
- (75) Inventor: **Thomas E. McClaskie**, Bethlehem, PA (US)
- (73) Assignee: **Columbia Insurance Company**, Omaha, NE (US)
- (**) Term: **14 Years**
- (21) Appl. No.: **29/224,816**
- (22) Filed: **Mar. 8, 2005**
- (51) **LOC (8) Cl.** **02-04**
- (52) **U.S. Cl.** **D2/957; D2/953; D2/959; D2/960**
- (58) **Field of Classification Search** D2/902, D2/946-949, 951-960; 36/3 B, 22 R, 24.5, 36/25 R, 28, 32 R, 34 R, 67 A, 59 C
See application file for complete search history.

| | | | |
|--------------|---------|-------------------|-----------|
| 4,908,963 A | 3/1990 | Krajcir et al. | 36/77 |
| 4,995,174 A | 2/1991 | Hong et al. | 36/72 |
| 5,048,203 A | 9/1991 | King | 36/32 |
| 5,185,944 A | 2/1993 | Okajima | 36/45 |
| D356,671 S * | 3/1995 | Blanchini | D2/957 |
| 5,499,459 A | 3/1996 | Tomaro | 36/10 |
| 5,526,584 A | 6/1996 | Bleimhofer et al. | 36/10 |
| 5,738,937 A | 4/1998 | Baychar | 428/316.6 |
| D408,758 S * | 4/1999 | Lussier | D12/7 |
| D414,594 S * | 10/1999 | Parisotto | D2/959 |
| D433,790 S * | 11/2000 | Oliver | D2/957 |
| D440,748 S * | 4/2001 | Morgan | D2/957 |
| D440,749 S * | 4/2001 | Rogers | D2/959 |
| D441,944 S * | 5/2001 | Rogers | D2/956 |
| D467,712 S * | 12/2002 | Delgorgue et al. | D2/957 |
| D468,083 S * | 1/2003 | Morais | D2/960 |
| D473,042 S * | 4/2003 | Wilson | D2/960 |
| D476,800 S * | 7/2003 | Fuerst | D2/957 |
| D487,334 S * | 3/2004 | Issler | D2/960 |
| D488,294 S * | 4/2004 | Lancon | D2/957 |
| D495,480 S * | 9/2004 | Laberge | D2/960 |

(Continued)

(56) **References Cited**
U.S. PATENT DOCUMENTS

| | | | |
|---------------|---------|-----------------|---------|
| 1,974,543 A | 9/1934 | Reymond | 12/142 |
| 2,046,217 A | 6/1936 | Strauss | 36/72 |
| 2,079,237 A | 5/1937 | Allard | 36/72 |
| 2,160,768 A | 5/1939 | Wasser | 36/72 |
| D124,794 S * | 1/1941 | Kavenagh et al. | D2/959 |
| 2,344,069 A | 3/1944 | Wasser | 36/72 |
| D146,505 S * | 3/1947 | Kavenagh | D2/957 |
| 2,722,756 A * | 11/1955 | Ecclesine | 36/59 C |
| 3,091,871 A | 6/1963 | Tronche | 36/72 |
| 3,175,310 A | 3/1965 | MacQuaid | 36/72 |
| 3,175,311 A | 3/1965 | MacQuaid | 36/72 |
| 3,191,321 A | 6/1965 | Brutting | 36/2.5 |
| 3,213,551 A | 10/1965 | Krauss | 36/2.5 |
| 3,407,518 A | 10/1968 | MacQuaid et al. | 36/72 |
| 3,525,165 A | 8/1970 | Randall, Jr. | 36/2.5 |
| 3,561,142 A | 2/1971 | Streit et al. | 36/72 |
| 4,231,170 A | 11/1980 | Griswold | 36/72 |
| 4,366,629 A | 1/1983 | Scherz | 36/4 |
| 4,562,652 A | 1/1986 | Hensler | 36/102 |

Primary Examiner—Celia A. Murphy
(74) *Attorney, Agent, or Firm*—St. Onge Steward Johnston & Reens LLC


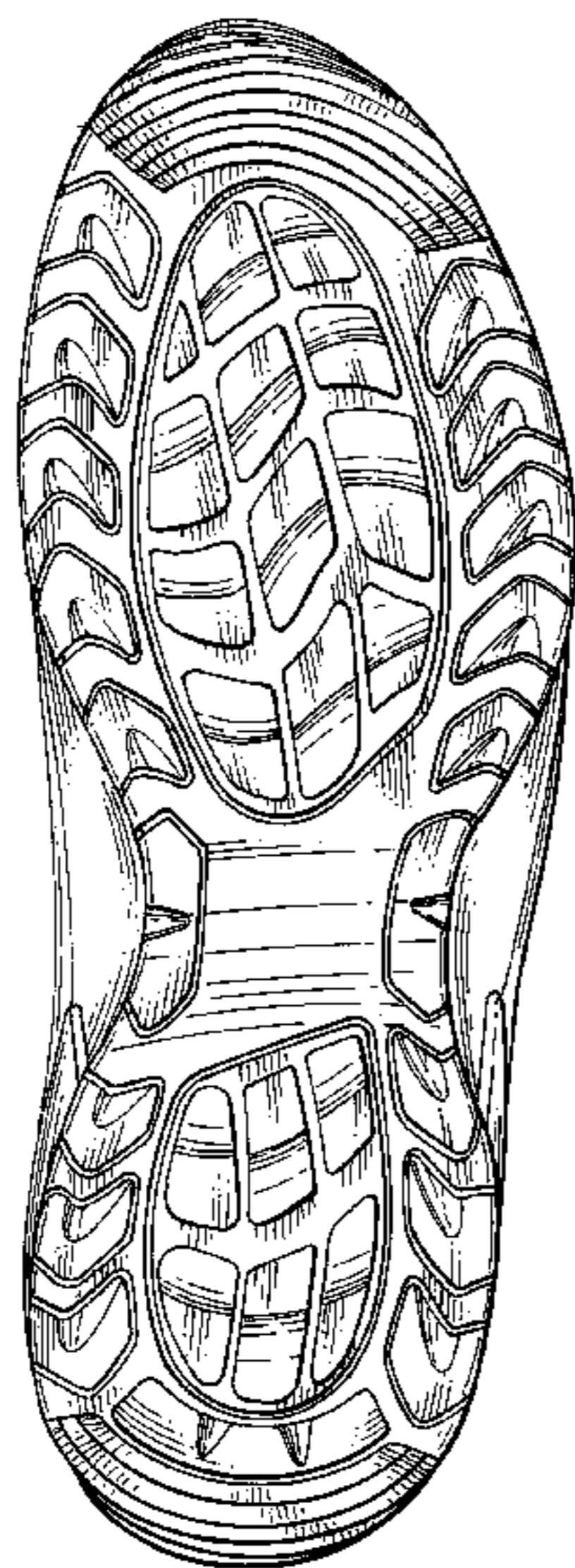
(57) **CLAIM**

I claim the ornamental design for the outsole for a shoe, as shown and described in the drawings.

DESCRIPTION

FIG. 1 is a bottom view of an outsole for a shoe showing my new design;
FIG. 2 is a right side view thereof;
FIG. 3 is a left side view thereof;
FIG. 4 is a front view thereof;
FIG. 5 is a rear view thereof; and,
FIG. 6 is a bottom perspective view thereof.
The lines shown in phantom in FIGS. 2-6 are not part of the claimed invention.

1 Claim, 5 Drawing Sheets



US D530,492 S

Page 2

U.S. PATENT DOCUMENTS

| | | | | | | | | | | | |
|------------|---|---------|-------------|-------|--------|-----------------|---|---------|---------------|-------|---------|
| D496,525 S | * | 9/2004 | Dykstra | | D2/960 | D516,783 S | * | 3/2006 | Chu | | D2/964 |
| D499,536 S | * | 12/2004 | Castleberry | | D2/960 | D520,220 S | * | 5/2006 | Morgan et al. | | D2/957 |
| D506,306 S | * | 6/2005 | Teague | | D2/960 | D520,721 S | * | 5/2006 | White et al. | | D2/957 |
| D507,398 S | * | 7/2005 | Recchi | | D2/957 | 2003/0093922 A1 | * | 5/2003 | Delgorgue | | 36/59 R |
| D515,793 S | * | 2/2006 | Huard | | D2/957 | 2003/0182820 A1 | * | 10/2003 | Fuerst et al. | | 36/11.5 |

* cited by examiner

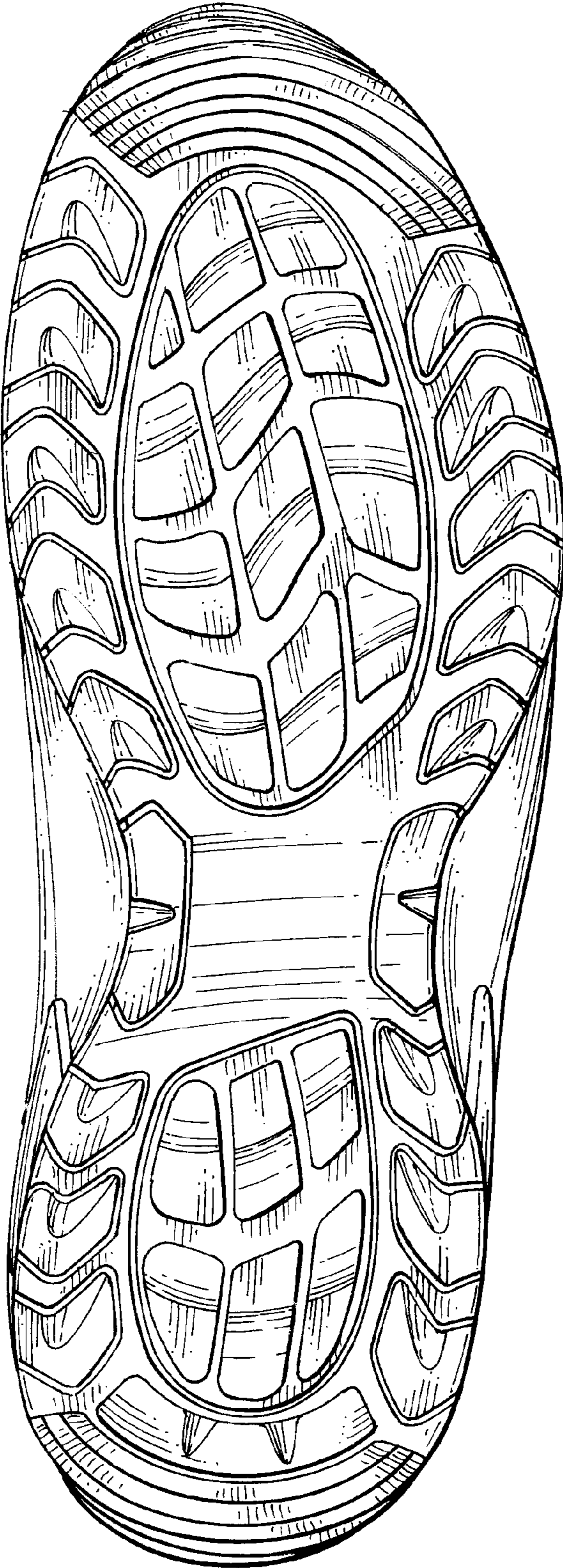


FIG. 1

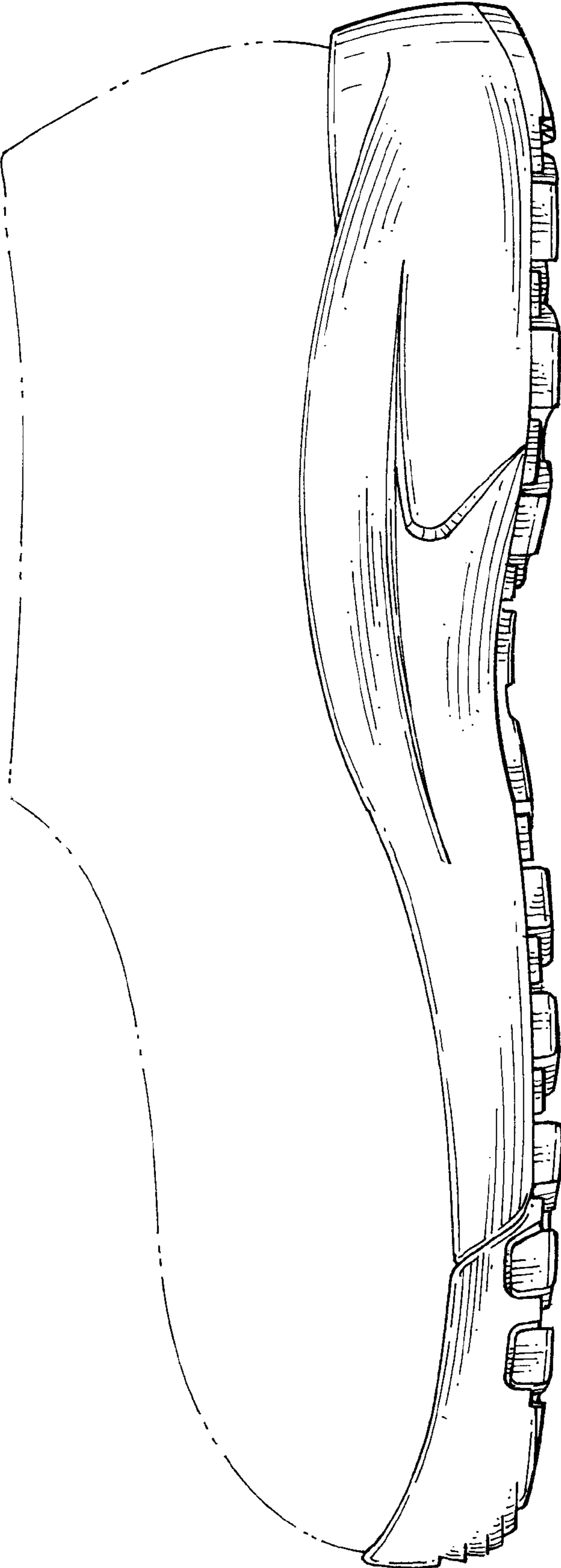


FIG. 2

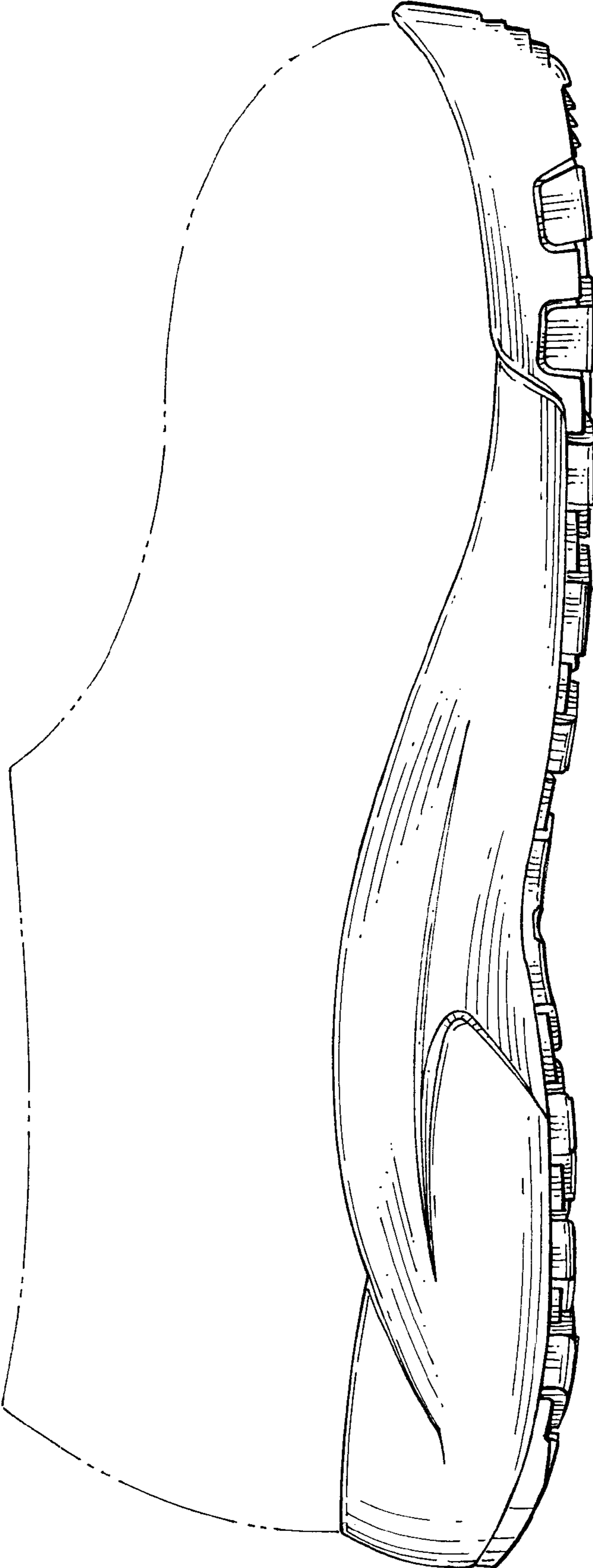


FIG. 3

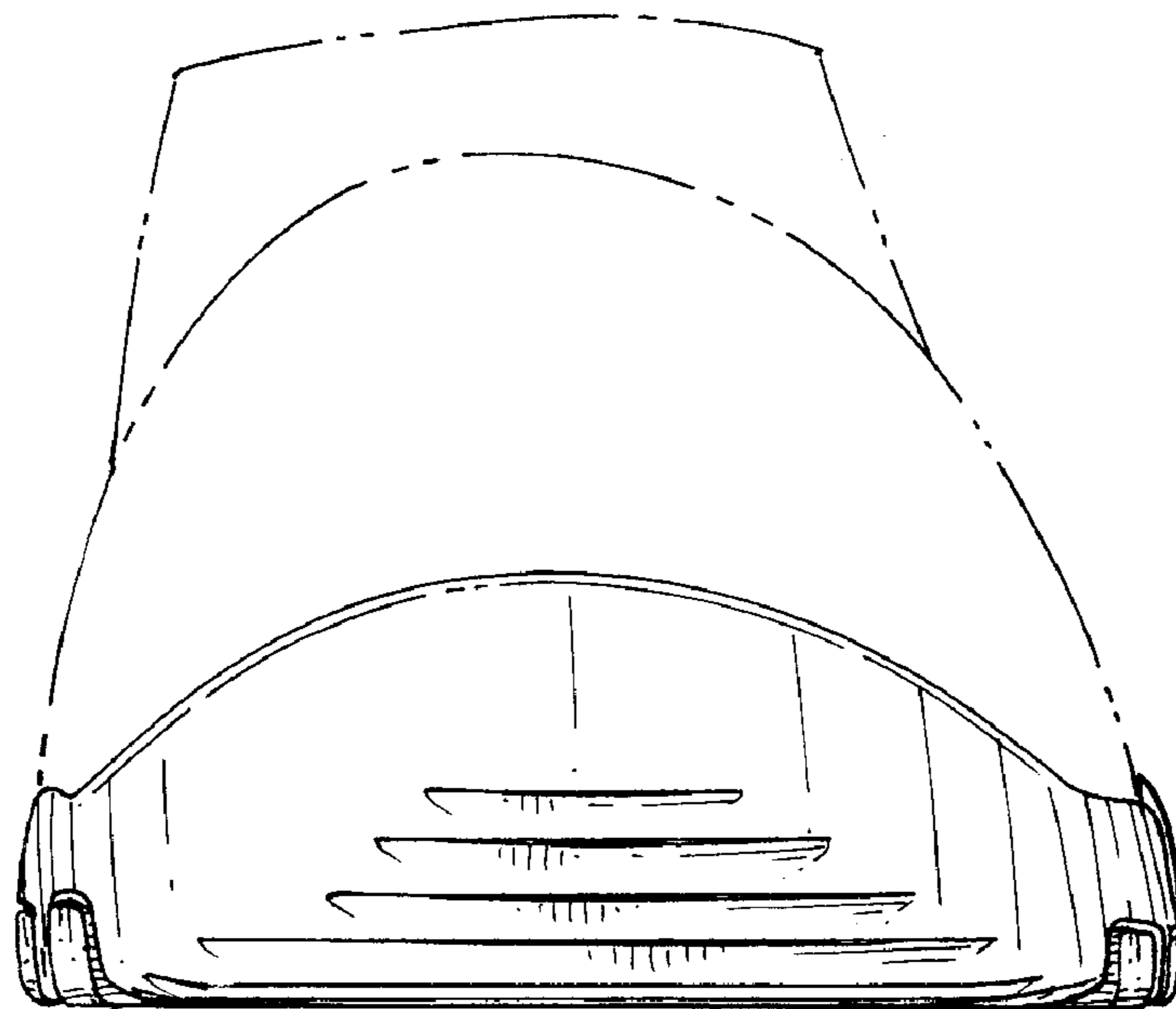


FIG. 4

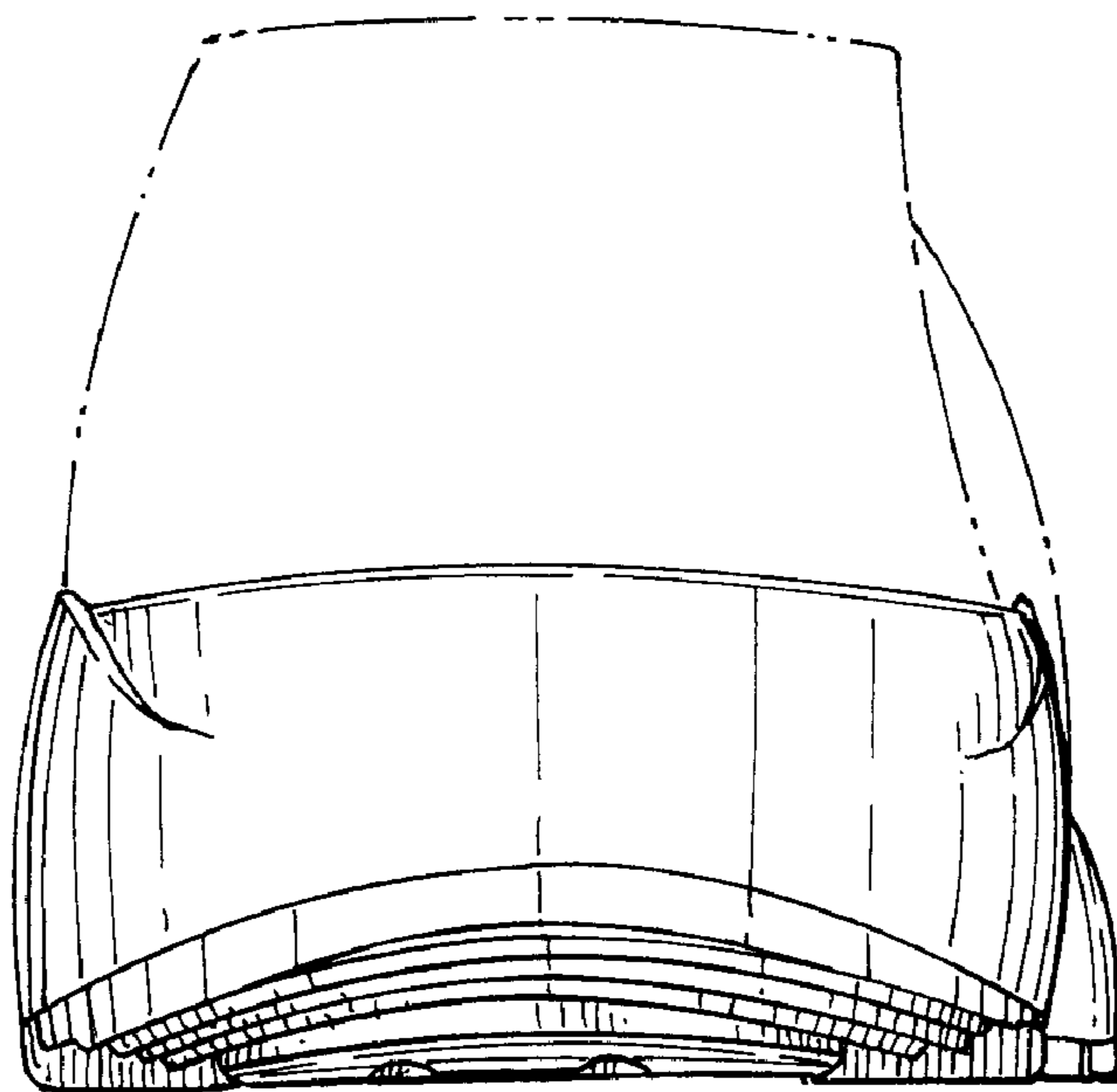


FIG. 5

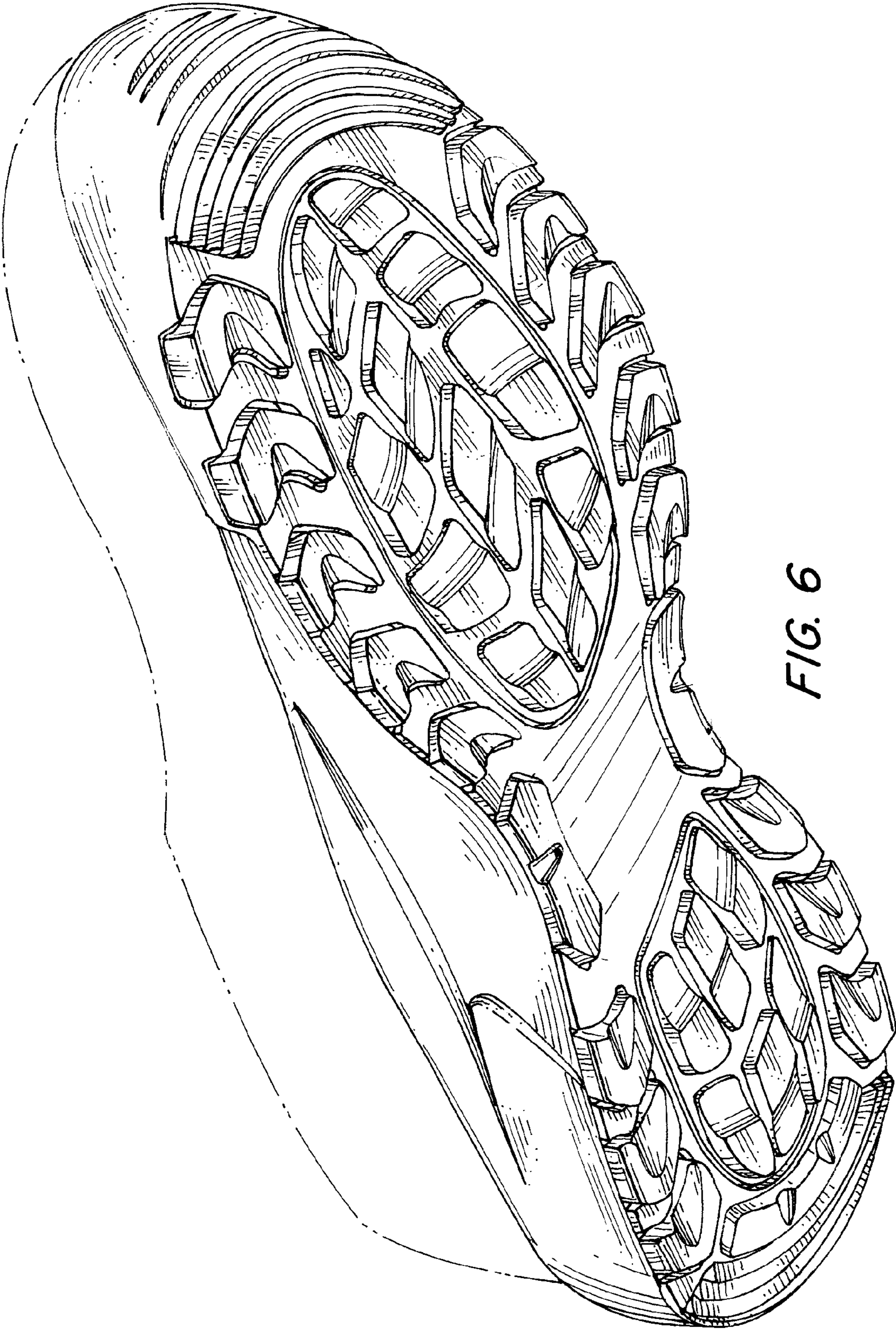


FIG. 6