

US00D530489S

(12) **United States Design Patent**
Comeau

(10) **Patent No.:** **US D530,489 S**
(45) **Date of Patent:** **** Oct. 24, 2006**

(54) **SANDAL**
(75) Inventor: **Dennis F. Comeau**, New York, NY
(US)
(73) Assignee: **Bernardo Footwear LLC**, Stafford, TX
(US)
(**) Term: **14 Years**
(21) Appl. No.: **29/240,577**
(22) Filed: **Oct. 14, 2005**
(51) **LOC (8) Cl.** **02-04**
(52) **U.S. Cl.** **D2/917**
(58) **Field of Classification Search** D2/917,
D2/896, 900, 916-918, 940-969; 36/8.1,
36/11.5, 45
See application file for complete search history.

2,947,095 A 8/1960 Miyachi
D195,163 S 5/1963 Sandler
3,290,802 A 12/1966 Fukuoka
3,336,683 A 8/1967 Schellkopf
D210,064 S 2/1968 Huff
D215,401 S 9/1969 Cordoba de Balseiro
3,739,501 A 6/1973 Barrett, Jr.
3,928,927 A 12/1975 Brown et al.
3,978,596 A 9/1976 Brown et al.
4,051,610 A 10/1977 Shigeji
D254,521 S 3/1980 Katz
4,471,539 A 9/1984 Mann
D279,326 S 6/1985 Foldes
4,530,171 A 7/1985 Zabala
4,584,782 A 4/1986 Thatcher
D293,963 S 2/1988 Maciel
D338,320 S 8/1993 Haggar
D352,382 S 11/1994 Chuang
D354,843 S 1/1995 Atkins et al.
5,794,360 A 8/1998 Bell et al.

(Continued)

(56) **References Cited**
U.S. PATENT DOCUMENTS

736,194 A 8/1903 Bassett
1,068,382 A 7/1913 Blanchard
1,407,992 A 2/1922 Doody
1,484,178 A 2/1924 Lagasse et al.
D64,213 S 3/1924 Staples
D70,317 S 6/1926 Coblantz
D86,393 S 3/1932 Miller
D92,000 S 4/1934 Heilbrunn
D92,201 S 5/1934 Perugia
1,964,705 A 6/1934 Pellkofer
D97,788 S 12/1935 Starr
D137,764 S 4/1944 Goldstein
2,402,227 A 6/1946 Ihie
D147,308 S 8/1947 Steel
D149,179 S 4/1948 Gregg
D166,025 S 2/1952 Braun
D166,122 S 3/1952 Pastine
D166,123 S 3/1952 Pastine
D169,015 S 10/1952 Sbicca
D170,768 S 11/1953 Preti
D181,542 S 11/1957 Miyachi et al.
D187,781 S 5/1960 Hayakawa

FOREIGN PATENT DOCUMENTS

EP 0367565 A2 5/1990
JP 07039403 2/1995

Primary Examiner—Stella Reid
Assistant Examiner—Rashida C. McCoy
(74) *Attorney, Agent, or Firm*—Elton Dry; J. Mark Gilbreth

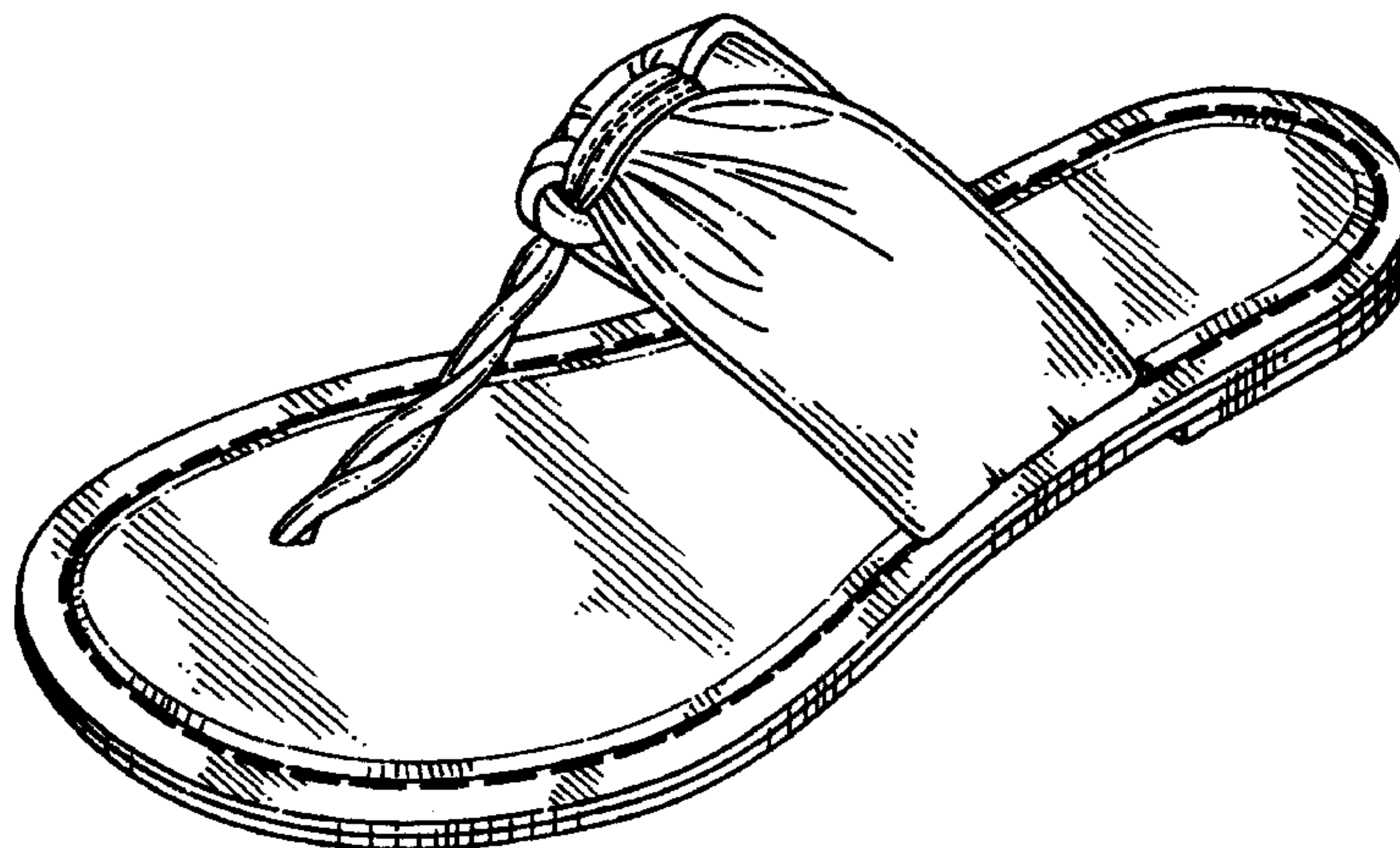
(57) **CLAIM**

The ornamental design for a sandal, as shown and described.

DESCRIPTION

FIG. 1 is a perspective view of a sandal showing my new design.
FIG. 2 is a left side elevation view thereof.
FIG. 3 is a right side elevation view thereof.
FIG. 4 is a front elevation view thereof.
FIG. 5 is a rear elevation view thereof.
FIG. 6 is a top view thereof; and,
FIG. 7 is a bottom view thereof.

1 Claim, 2 Drawing Sheets



US D530,489 S

Page 2

U.S. PATENT DOCUMENTS

D404,894 S	2/1999	Kelley	D456,123 S	4/2002	Powell
D417,942 S	12/1999	Aguerre	6,508,016 B1	1/2003	Boncutter et al.
D418,280 S	1/2000	Kieler	D470,648 S	2/2003	Jacobs
D419,283 S	1/2000	Coito	6,516,538 B1	2/2003	Kraft
6,237,250 B1	5/2001	Aguerre	D487,183 S	3/2004	Cumeau
D446,633 S *	8/2001	Ferris D2/917	D489,517 S	5/2004	Comeau
D448,146 S	9/2001	Jacobs	D495,855 S	9/2004	Comeau
D448,542 S	10/2001	Bryant	D496,147 S	9/2004	Comeau
D449,918 S	11/2001	Boncutter	D513,447 S	1/2006	Corneau

* cited by examiner

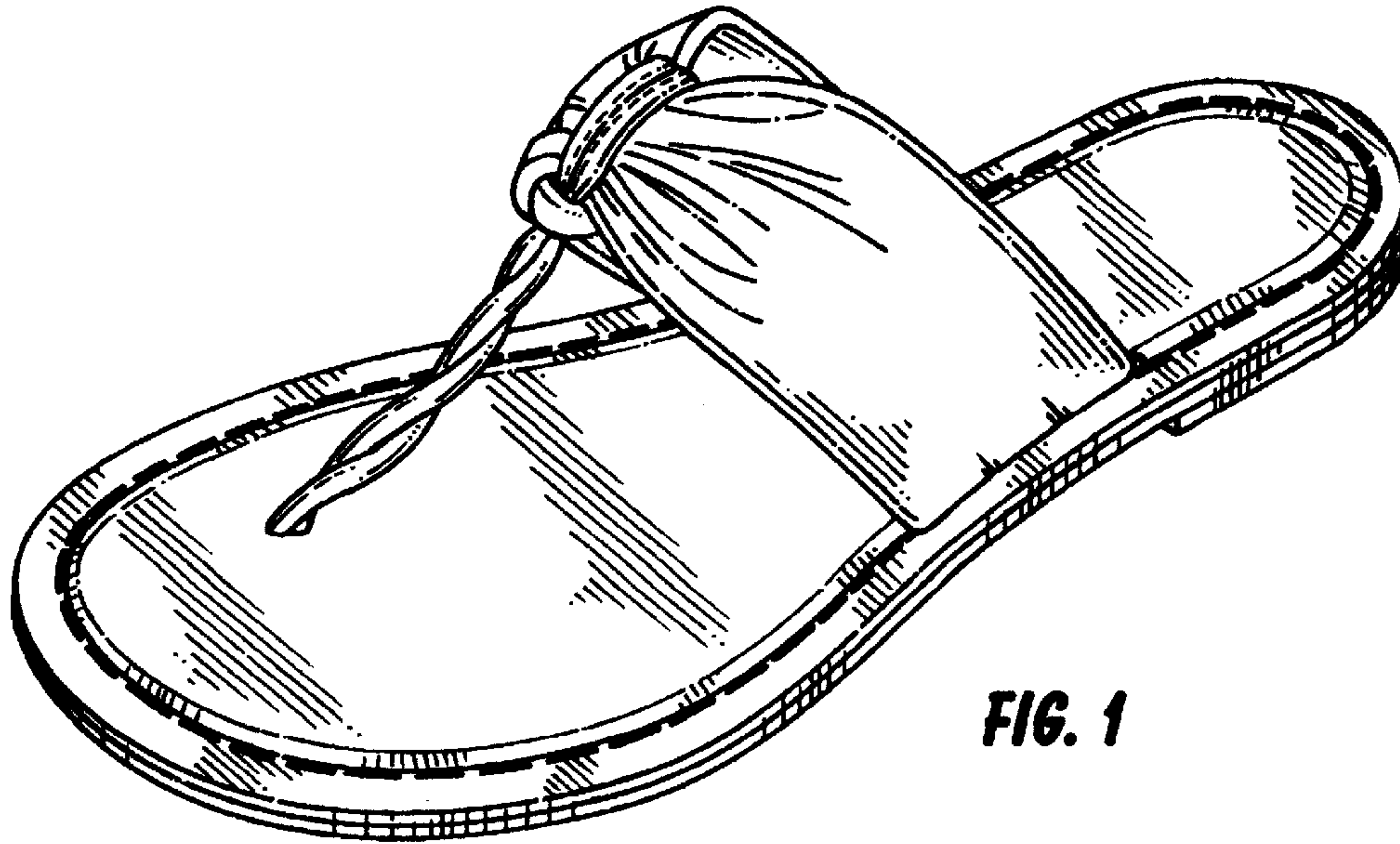


FIG. 1




FIG. 2

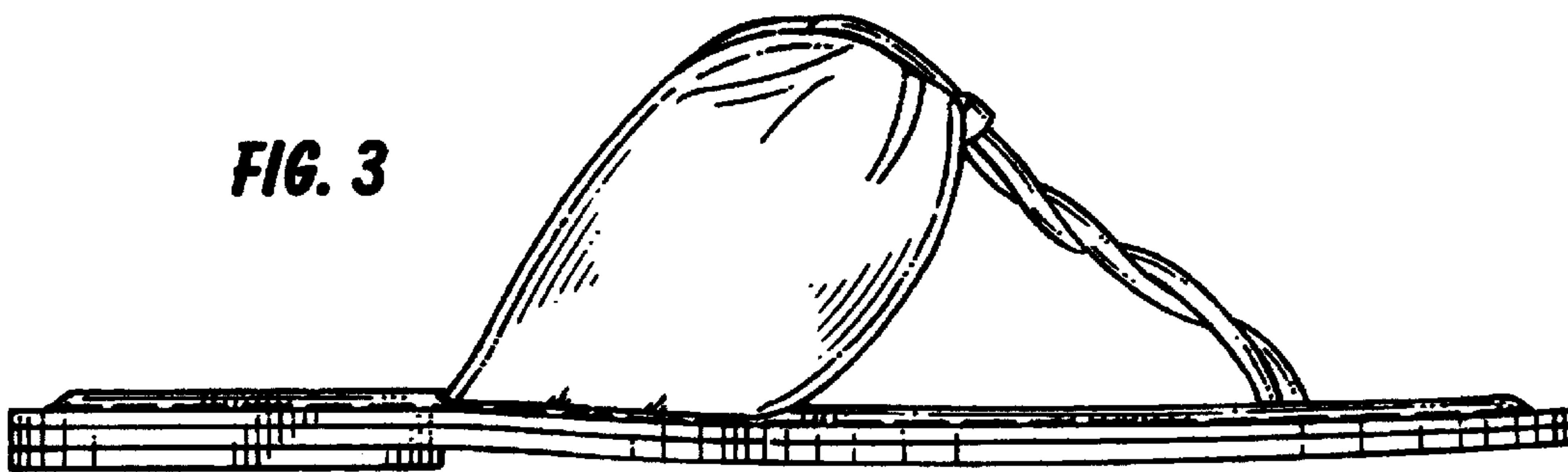


FIG. 3

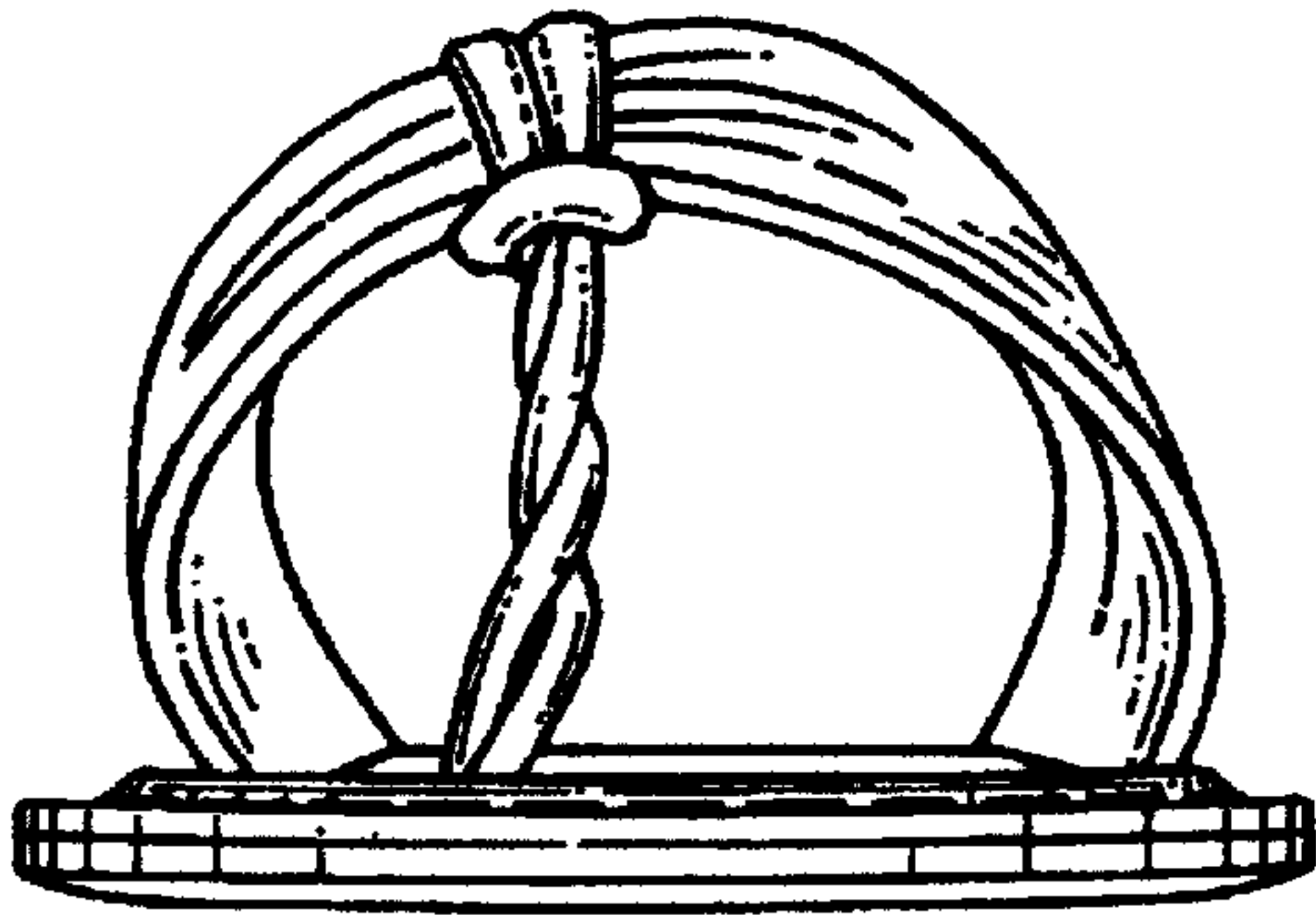


FIG. 4

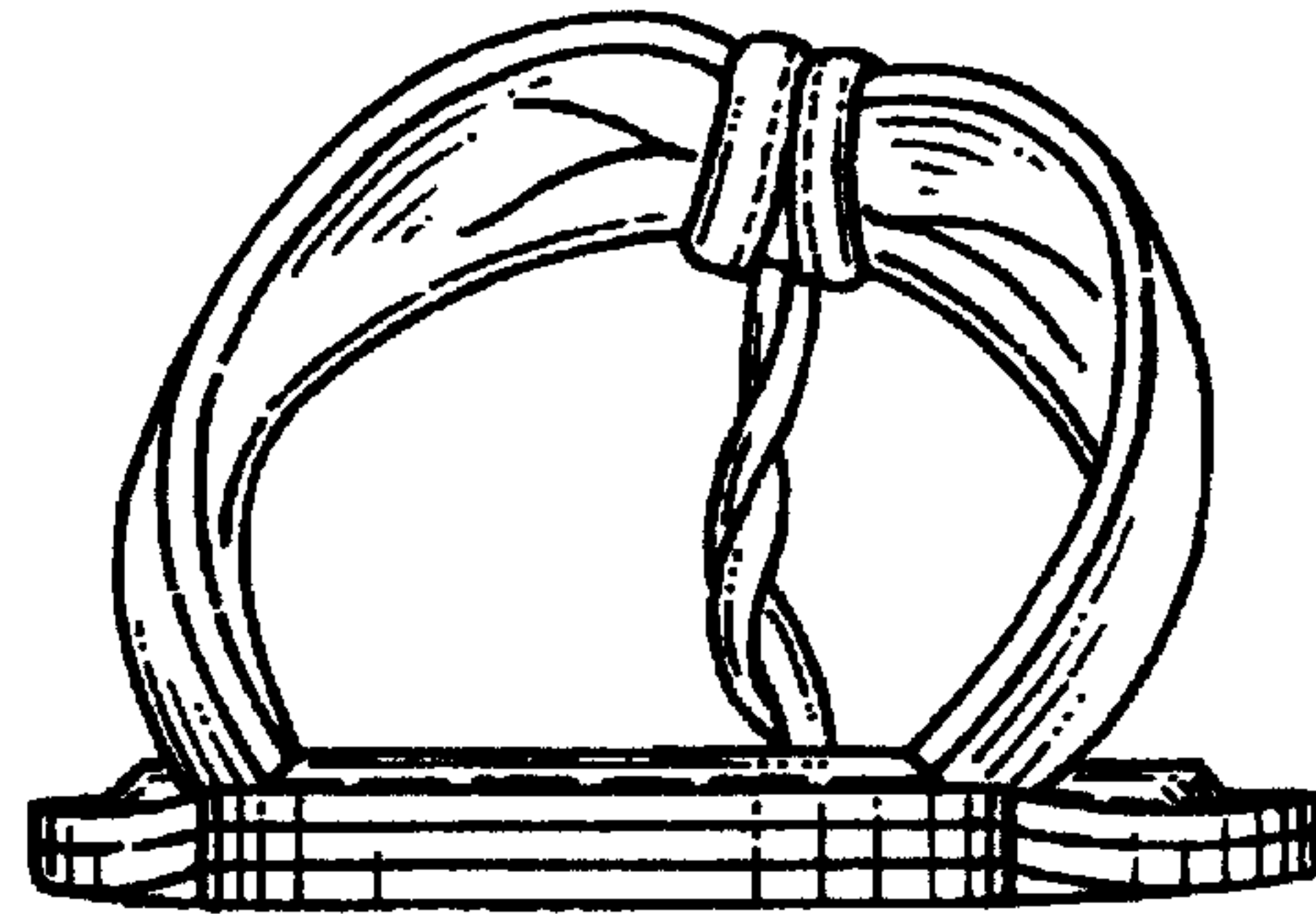


FIG. 5

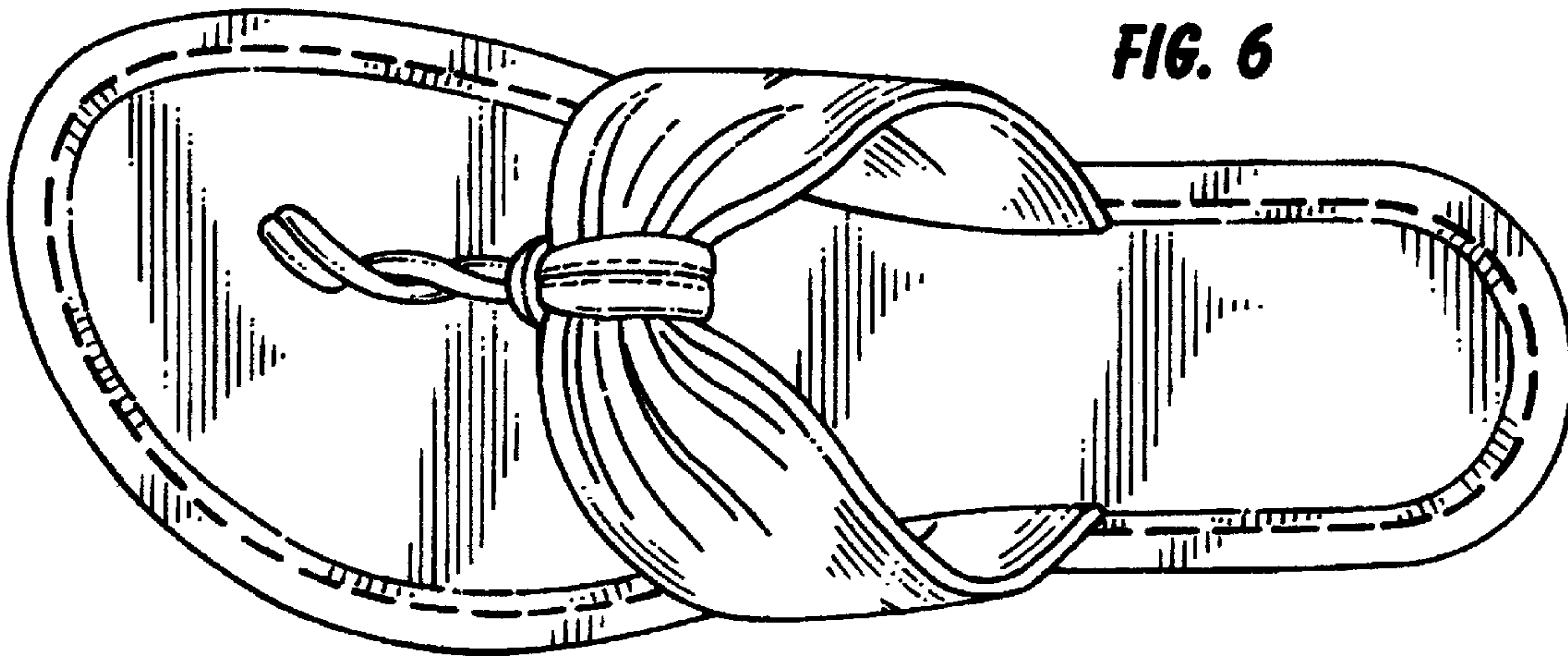


FIG. 6

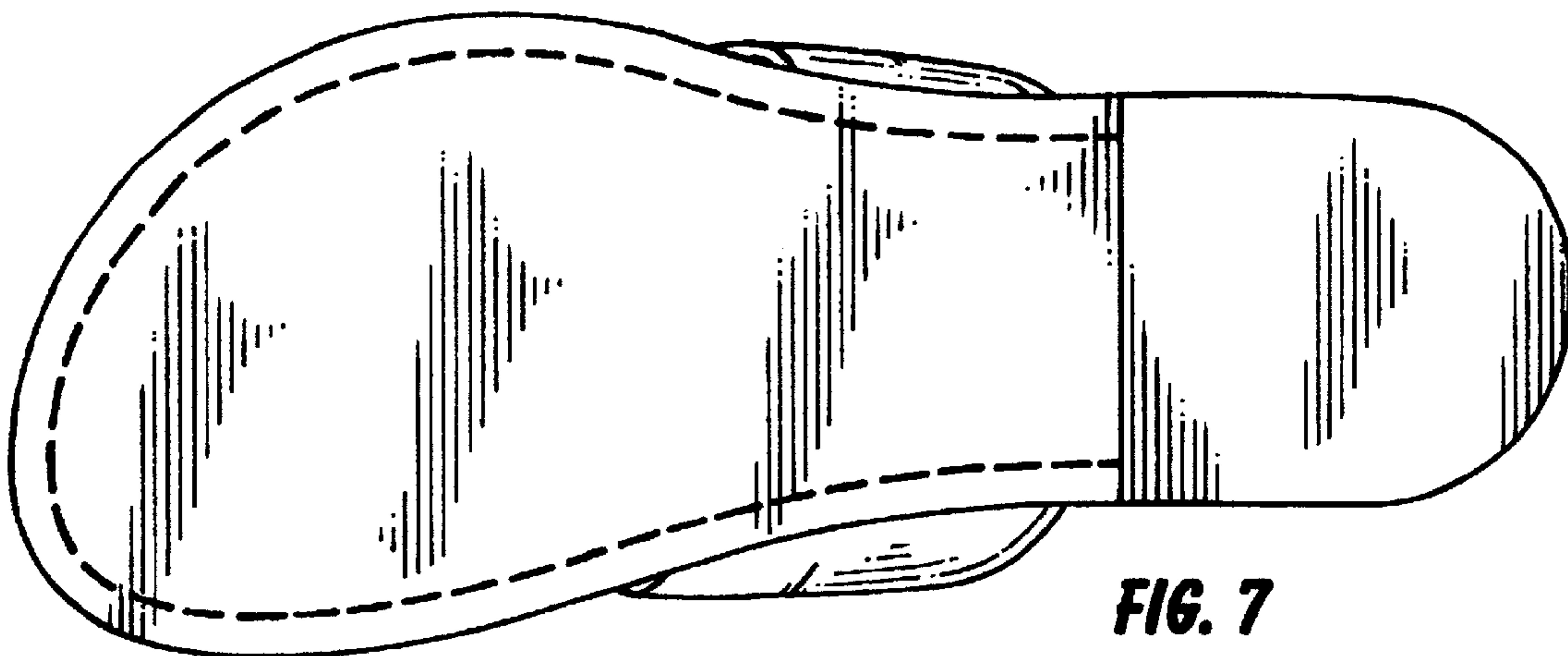


FIG. 7