

US00D530481S

(12) **United States Design Patent**
Koenig et al.

(10) **Patent No.:** **US D530,481 S**

(45) **Date of Patent:** **** Oct. 24, 2006**

(54) **PET FOOD SUPPLEMENT**

(75) Inventors: **John William Koenig**, Cincinnati, OH (US); **Lisa Ann Mackay**, Springboro, OH (US); **Daniel Peter Sterling**, Bridgeport, CT (US); **Peter Michaelian**, Tappan, NY (US)

(73) Assignee: **The Iams Company**, Lewisburg, OH (US)

(**) Term: **14 Years**

(21) Appl. No.: **29/221,945**

(22) Filed: **Jan. 24, 2005**

(51) **LOC (8) Cl.** **01-06**

(52) **U.S. Cl.** **D1/125**

(58) **Field of Classification Search** D1/106, D1/122, 124, 126, 129-30, 199, 125; 426/104; D4/124-5, 132, 134, 136; D30/160; D21/385-6; D28/8.1; 15/167.1, 188

See application file for complete search history.

(56) **References Cited**

U.S. PATENT DOCUMENTS

- D27,556 S * 8/1897 Webb D28/8.1
- D116,162 S * 8/1939 Hall D4/136
- D136,631 S * 11/1943 Bernard et al. D4/103
- D198,619 S * 7/1964 Heintz D1/199
- D202,006 S * 8/1965 Slipian D28/8.1
- 3,441,001 A 4/1969 Fisher
- D248,421 S * 7/1978 Berman D28/8.1
- D340,118 S * 10/1993 Lane D1/121
- D340,119 S * 10/1993 Lane D1/121
- D340,568 S * 10/1993 Lane D1/121

- D387,482 S * 12/1997 Khan D28/8.1
- D453,977 S 2/2002 Park et al.
- 6,474,268 B1 11/2002 Suchowski et al.
- D466,695 S * 12/2002 Chen D4/120
- D485,010 S * 1/2004 Crawford D28/8.1
- D486,292 S 2/2004 Ni et al.
- D492,836 S 7/2004 Lawrenson
- D499,226 S * 12/2004 Axelrod D1/106

OTHER PUBLICATIONS

Care-A-Lot, Oct. 9, 2003, p. 14.*

* cited by examiner

Primary Examiner—Robin Webster

Assistant Examiner—Karen E. Patterson

(74) *Attorney, Agent, or Firm*—Cynthia L. Clay; Kelly L. McDow-Dunham; Karen F. Clark

(57) **CLAIM**

The ornamental design for a pet food supplement, as shown and described.

DESCRIPTION

FIG. 1 is a perspective view of the pet food supplement of the new design;

FIG. 2 is another perspective view of the new design;

FIG. 3 is a top view of the new design;

FIG. 4 is a left view of the new design;

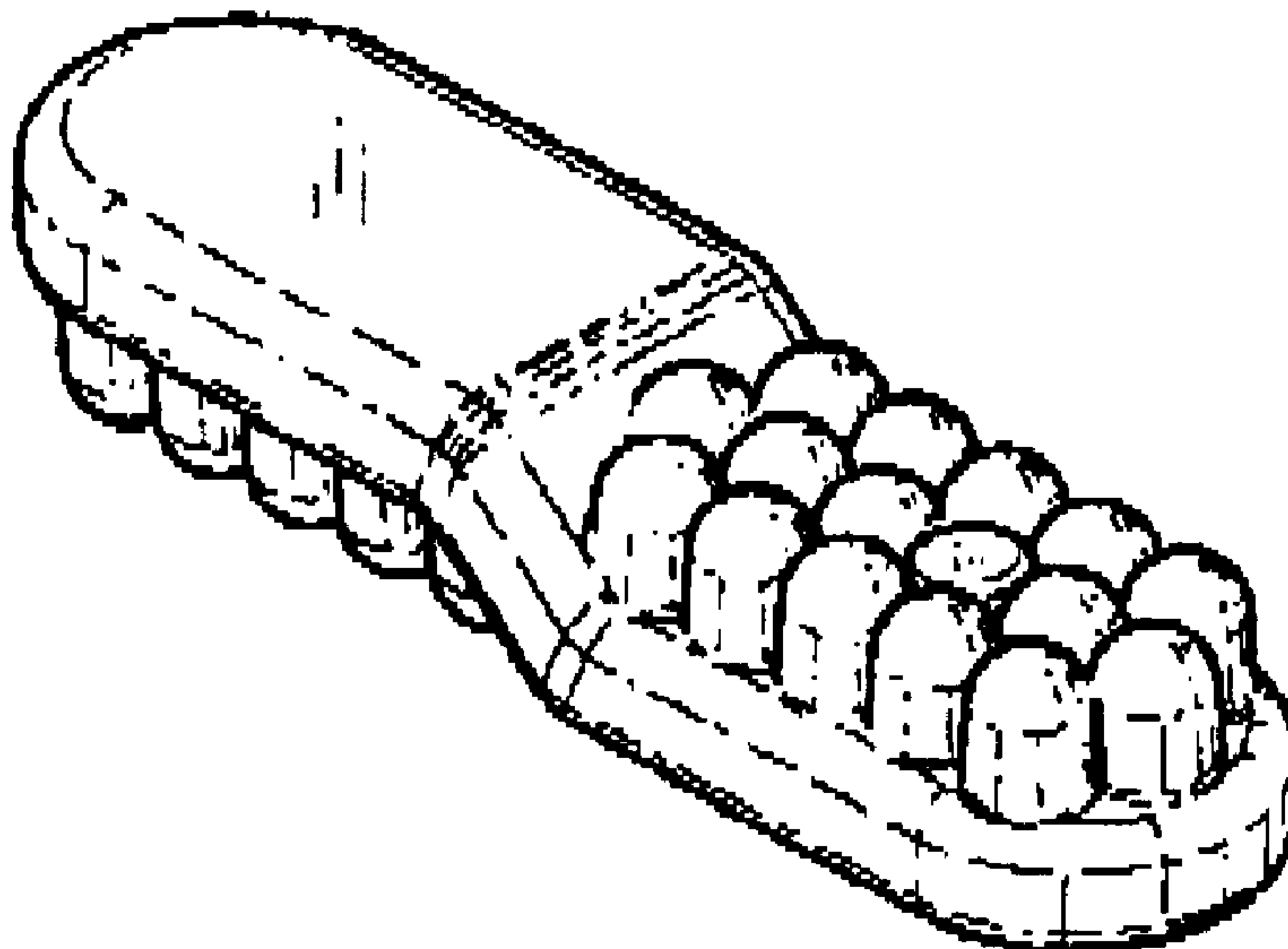
FIG. 5 is a front view of the new design;

FIG. 6 is a right view of the new design; and,

FIG. 7 is a bottom view of the new design.

Any parts shown in dashed lines in FIGS. 1-7 are shown for illustrative purposes only and form no part of the claimed design.

1 Claim, 2 Drawing Sheets



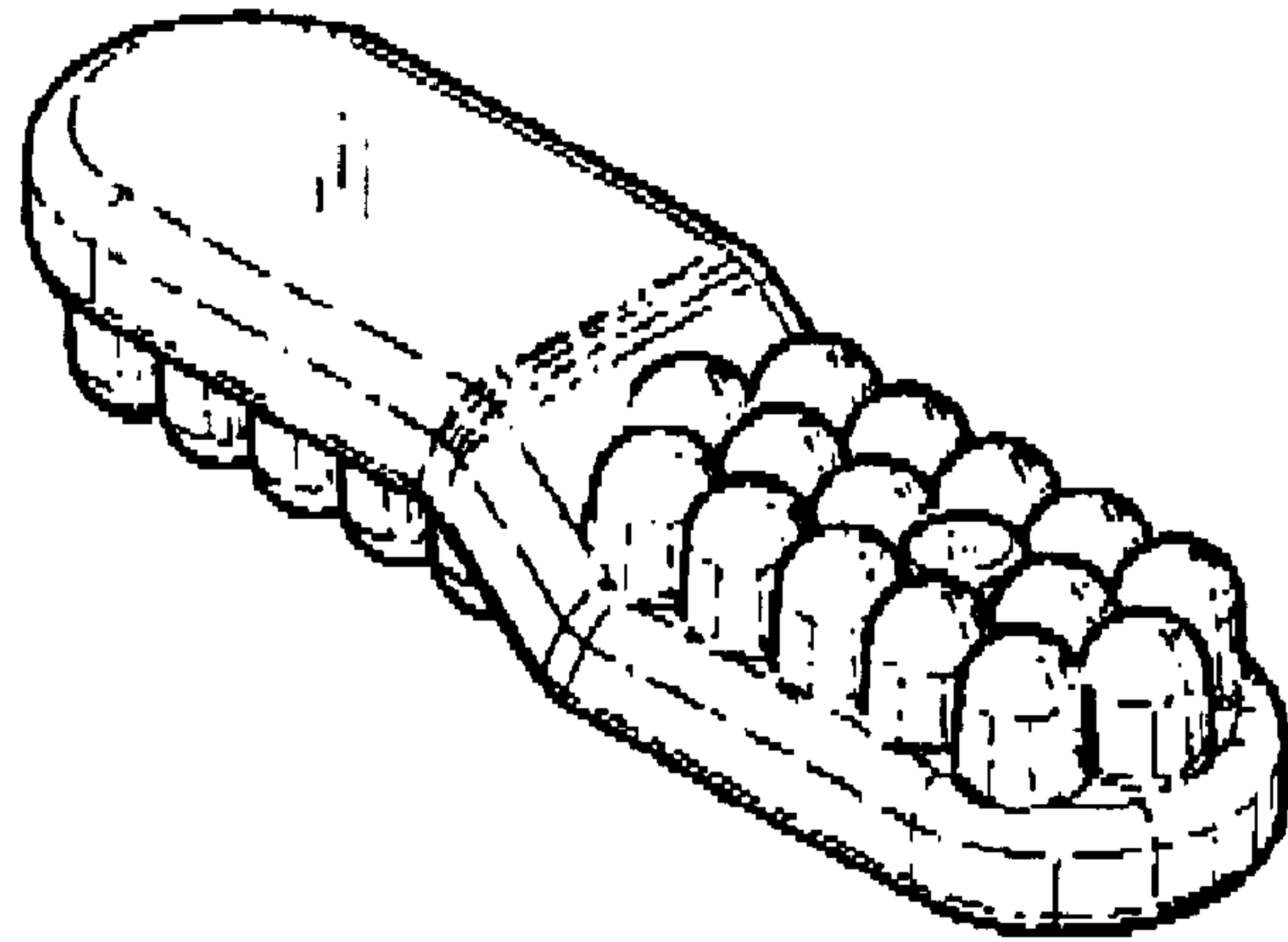


Fig. 1




Fig. 2



Fig. 3

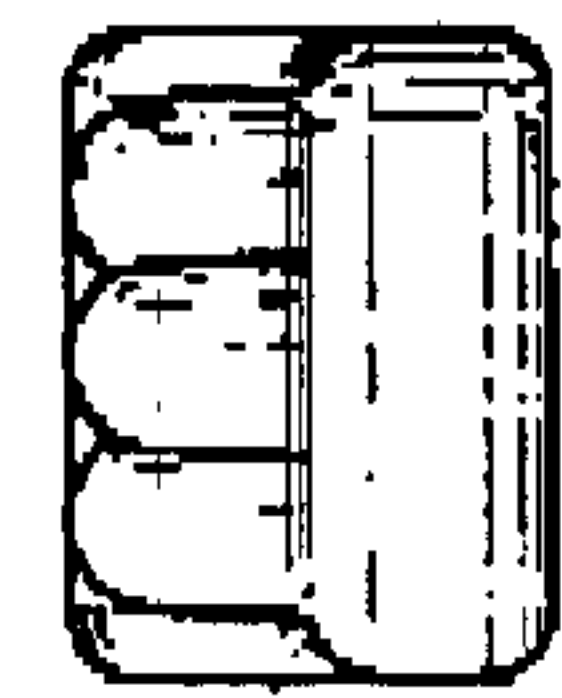


Fig. 4

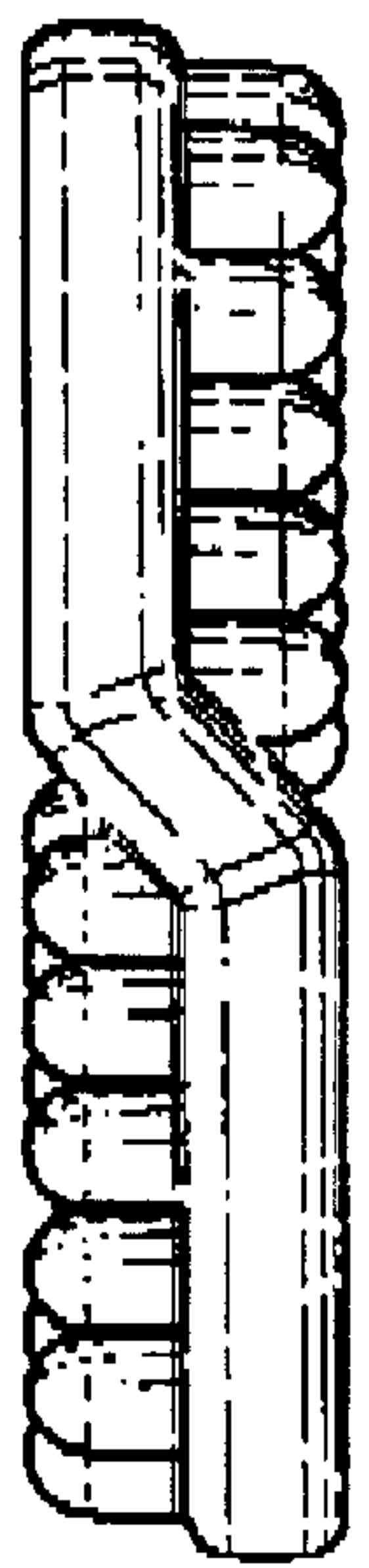


Fig. 5

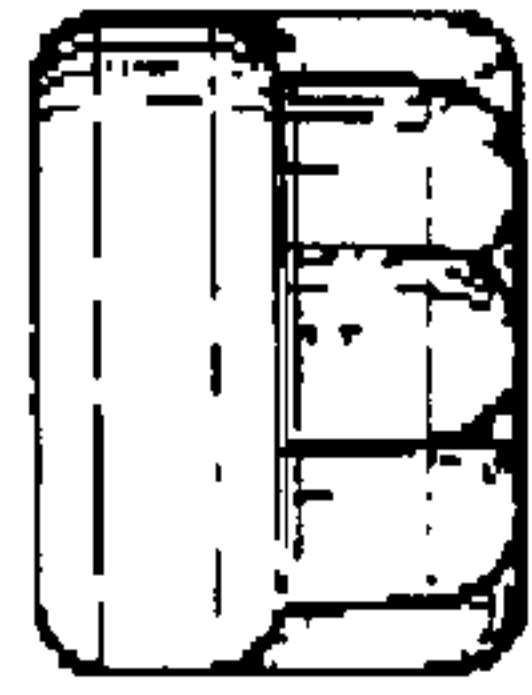


Fig. 6




Fig. 7