

US00D530479S

(12) **United States Design Patent**
Morello

(10) **Patent No.: US D530,479 S**

(45) **Date of Patent: ** Oct. 17, 2006**

(54) **PALLET**

(76) **Inventor: Joseph Luciano Morello**, 103 Louise St., Stratford, Ontario (CA), N5A 2E3

(**) **Term: 14 Years**

(21) **Appl. No.: 29/208,953**

(22) **Filed: Jul. 9, 2004**

(51) **LOC (8) Cl. 09-08**

(52) **U.S. Cl. D34/38**

(58) **Field of Classification Search** D34/38;
108/51.11, 901, 56.3, 53.1, 53.3, 51.3
See application file for complete search history.

(56) **References Cited**

U.S. PATENT DOCUMENTS

- 2,841,350 A * 7/1958 Chronister 108/56.3
- 3,511,191 A * 5/1970 Verdi et al. 108/57.28
- D217,860 S * 6/1970 Bartee D34/38
- D217,861 S * 6/1970 Bartee D34/38
- 3,661,099 A * 5/1972 Shelor 108/57.34
- D229,042 S * 11/1973 Melnick et al. D34/38

- 4,879,956 A * 11/1989 Shuert 108/53.3
- 5,320,048 A * 6/1994 Feiner 108/51.11
- 5,370,062 A * 12/1994 Johnston et al. 108/51.3
- 5,606,921 A * 3/1997 Elder et al. 108/53.3
- 5,660,118 A * 8/1997 Adams, Jr. 108/51.3
- D417,765 S 12/1999 Morello
- 5,996,510 A * 12/1999 Harpman et al. 108/51.3
- D511,034 S * 10/2005 Milles D34/38

* cited by examiner

Primary Examiner—Cynthia E. Ramirez

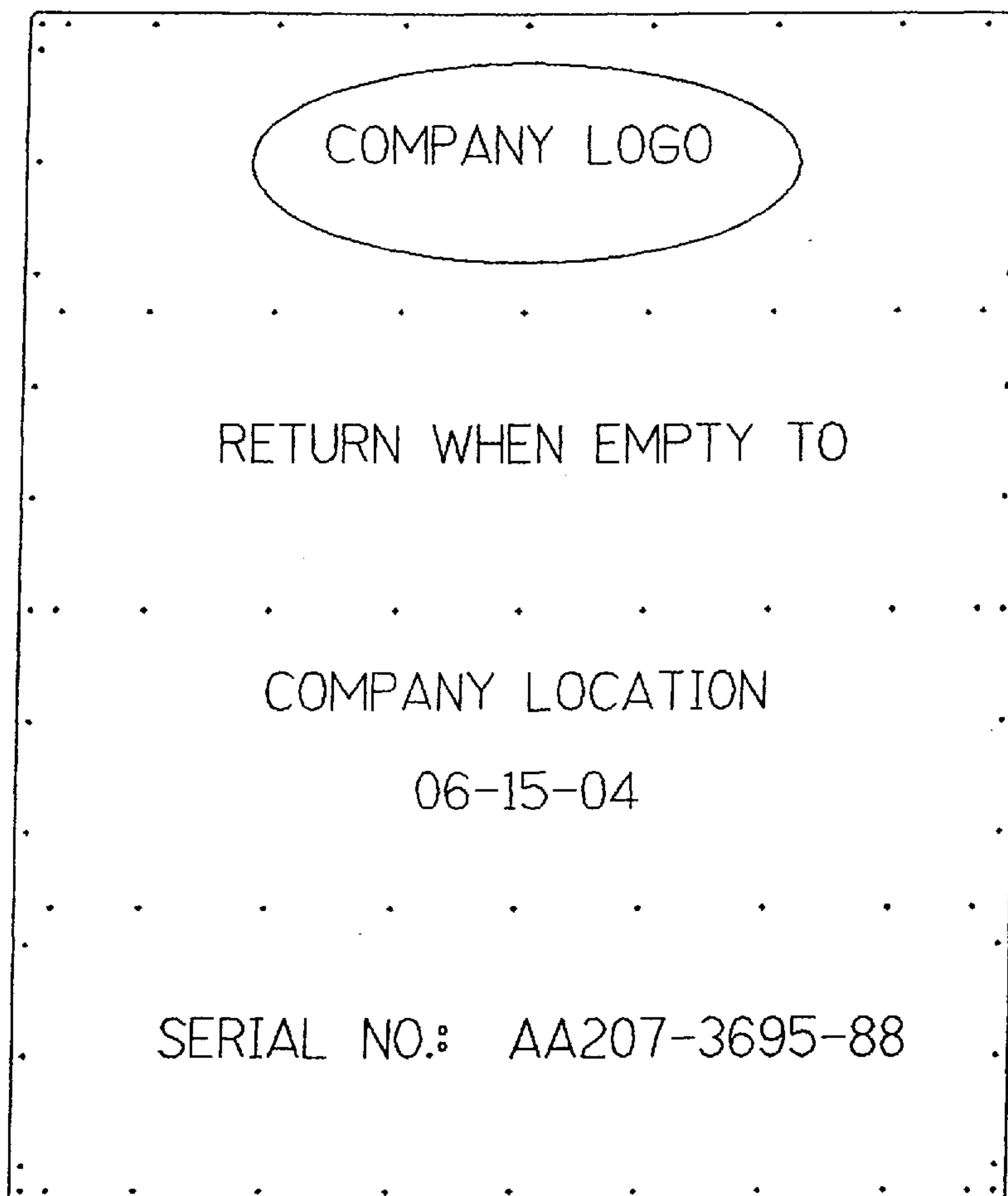
(57) **CLAIM**

The ornamental design for a pallet, as shown and described.

DESCRIPTION

FIG. 1 is a top view of the pallet showing my new design;
 FIG. 2 is a bottom view thereof;
 FIG. 3 is a left side view thereof;
 FIG. 4 is a right side view thereof;
 FIG. 5 is a front view thereof;
 FIG. 6 is a rear side view thereof; and,
 FIG. 7 is a perspective view of the top and front side.

1 Claim, 4 Drawing Sheets



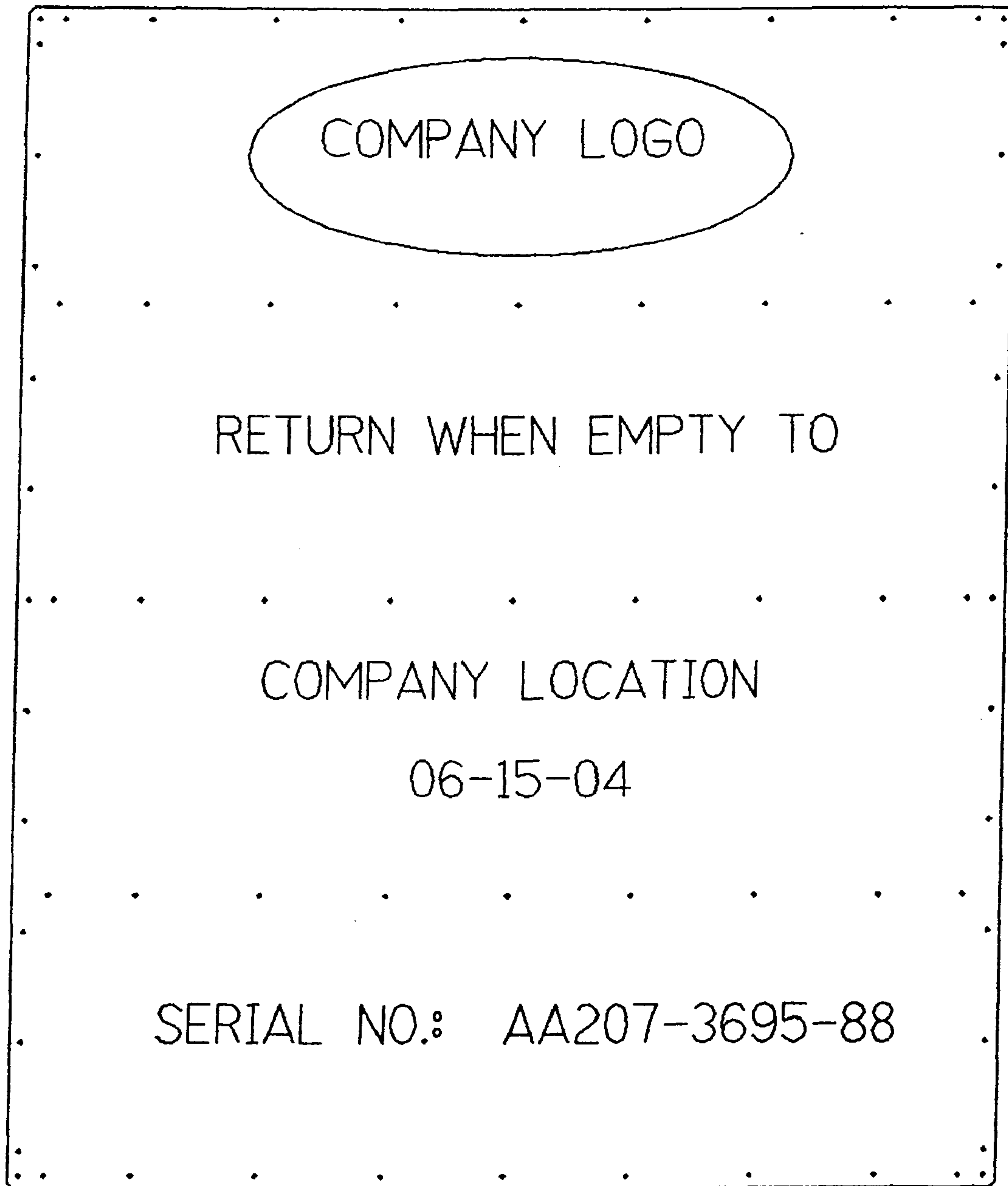


Fig 1

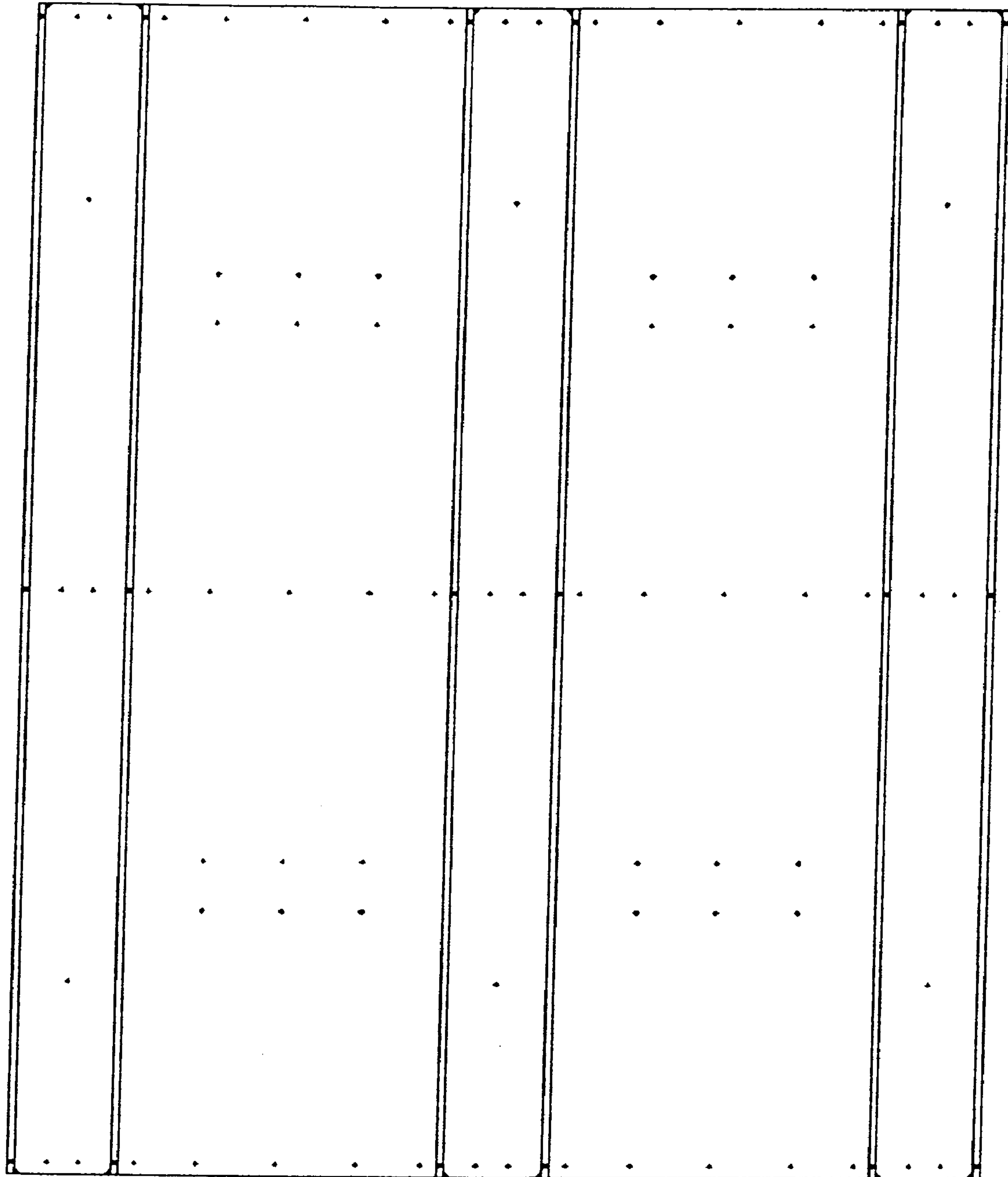


Fig 2

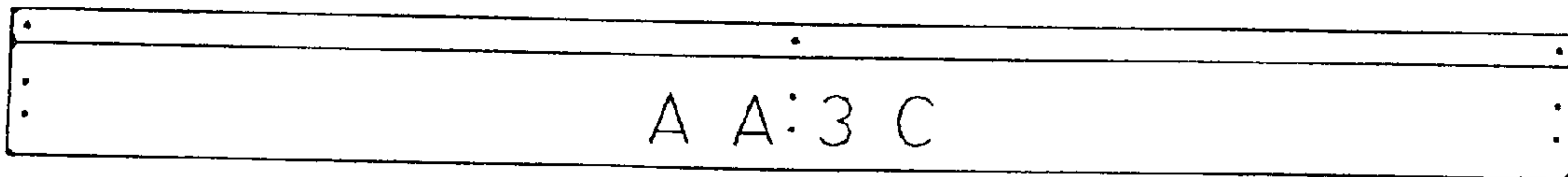


Fig 3

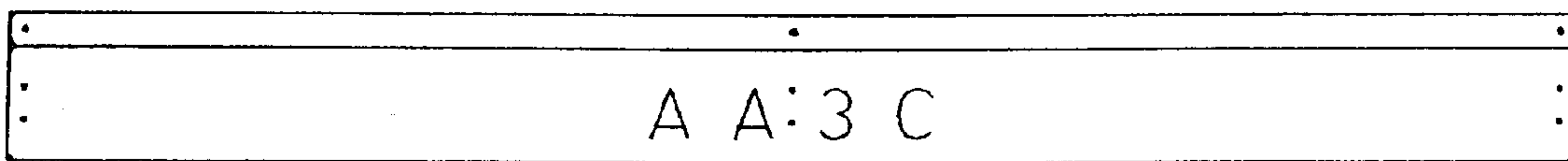


Fig 4

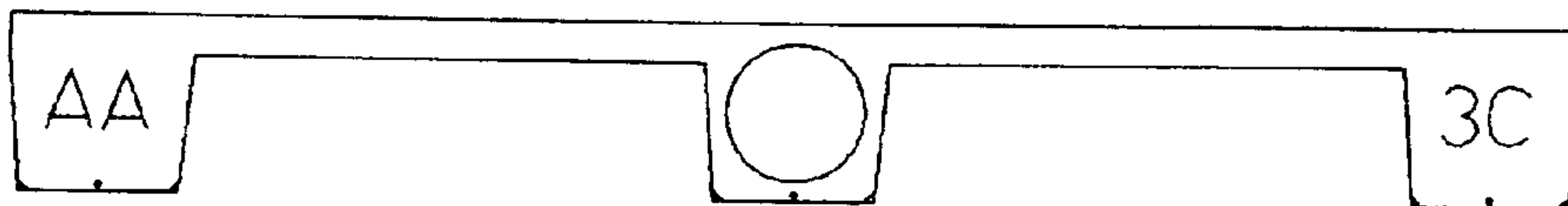


Fig 5

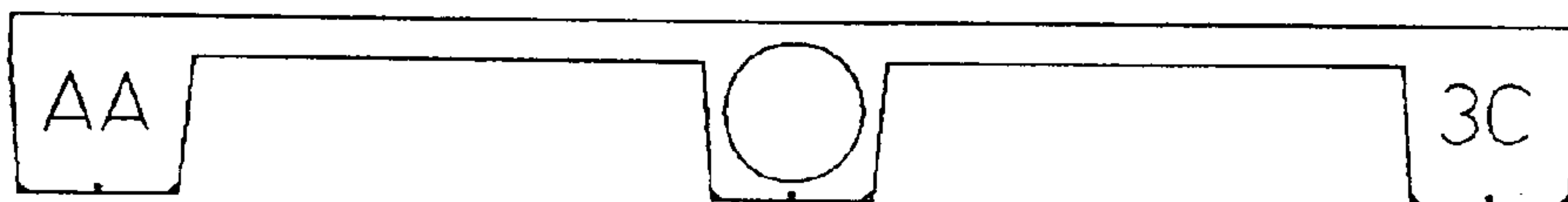


Fig 6

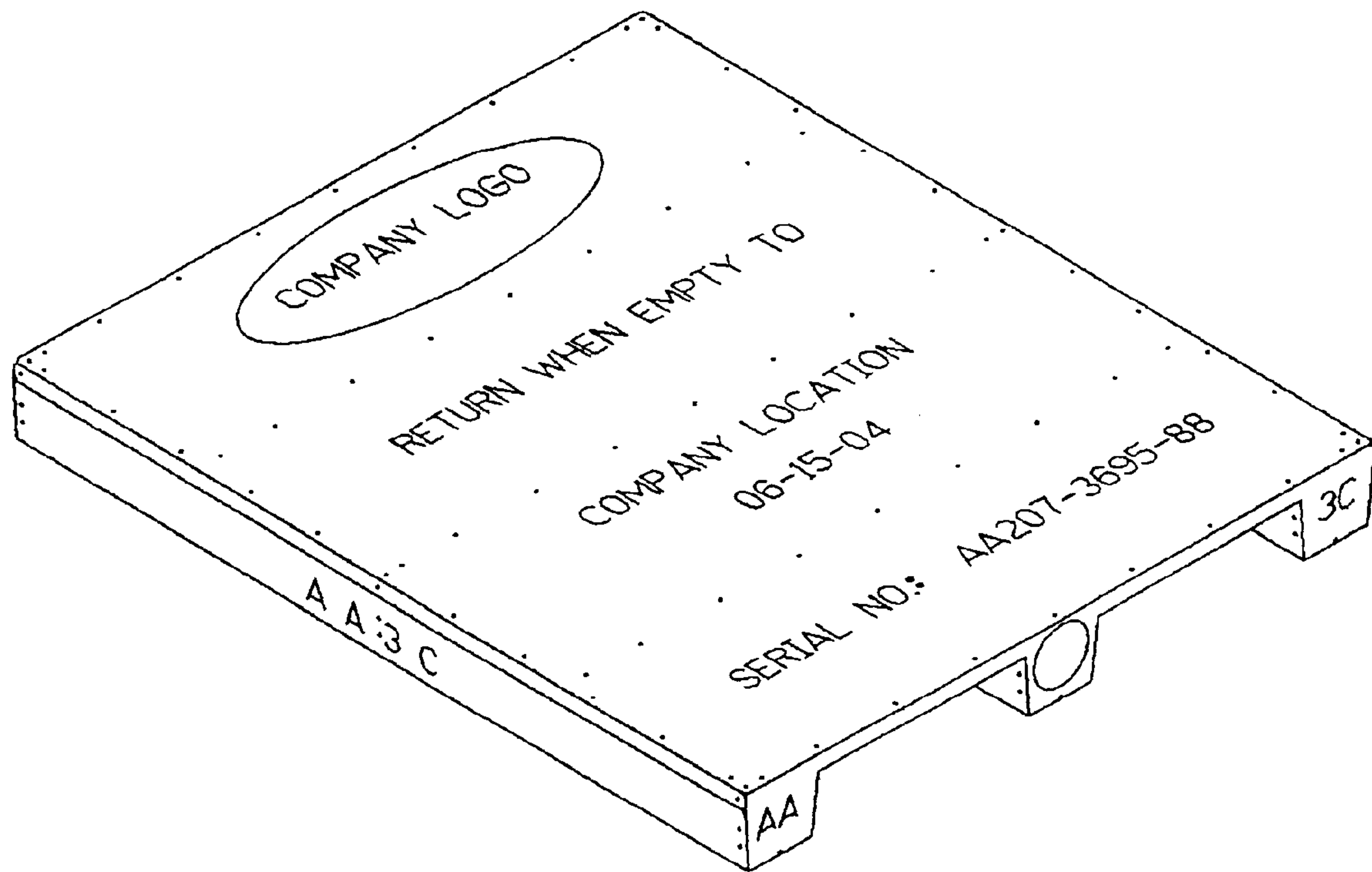


Fig 7