



US00D530461S

(12) **United States Design Patent**
Gibis et al.

(10) **Patent No.:** **US D530,461 S**

(45) **Date of Patent:** **** Oct. 17, 2006**

(54) **DISHWASHER CAGE**

(75) Inventors: **Karl-Ludwig Gibis**, Ludwigshafen (DE); **Rainer Link**, Ludwigshafen (DE); **Chris Efstathios Housmekerides**, Ludwigshafen (DE); **Markus Schilling**, Ludwigshafen (DE)

(73) Assignee: **Reckitt Benckiser N.V.**, Hoofddorp (NL)

(**) Term: **14 Years**

(21) Appl. No.: **29/256,747**

(22) Filed: **Mar. 24, 2006**

Related U.S. Application Data

(62) Division of application No. 29/227,843, filed on Apr. 15, 2005.

(30) **Foreign Application Priority Data**

Oct. 29, 2004 (EM) 000246996

(51) **LOC (8) Cl.** **15-05**

(52) **U.S. Cl.** **D32/3**

(58) **Field of Classification Search** D32/1, D32/2, 3; 211/41.9; 220/487, 488, 555; 222/153.01, 222/153; 134/58 D

See application file for complete search history.

(56) **References Cited**

U.S. PATENT DOCUMENTS

D352,578 S	*	11/1994	Mooney et al.	D32/3
5,603,431 A	*	2/1997	Tuller	222/63
D481,178 S	*	10/2003	Wendt et al.	D32/3
D487,601 S	*	3/2004	Gibis et al.	D32/3
D490,945 S	*	6/2004	Gomez et al.	D32/3

* cited by examiner

Primary Examiner—Louis S. Zarfaz

Assistant Examiner—Kathleen Sims

(74) *Attorney, Agent, or Firm*—Norris McLaughlin & Marcus, PA

(57) **CLAIM**

The ornamental design for a dishwasher cage, as shown and described.

DESCRIPTION

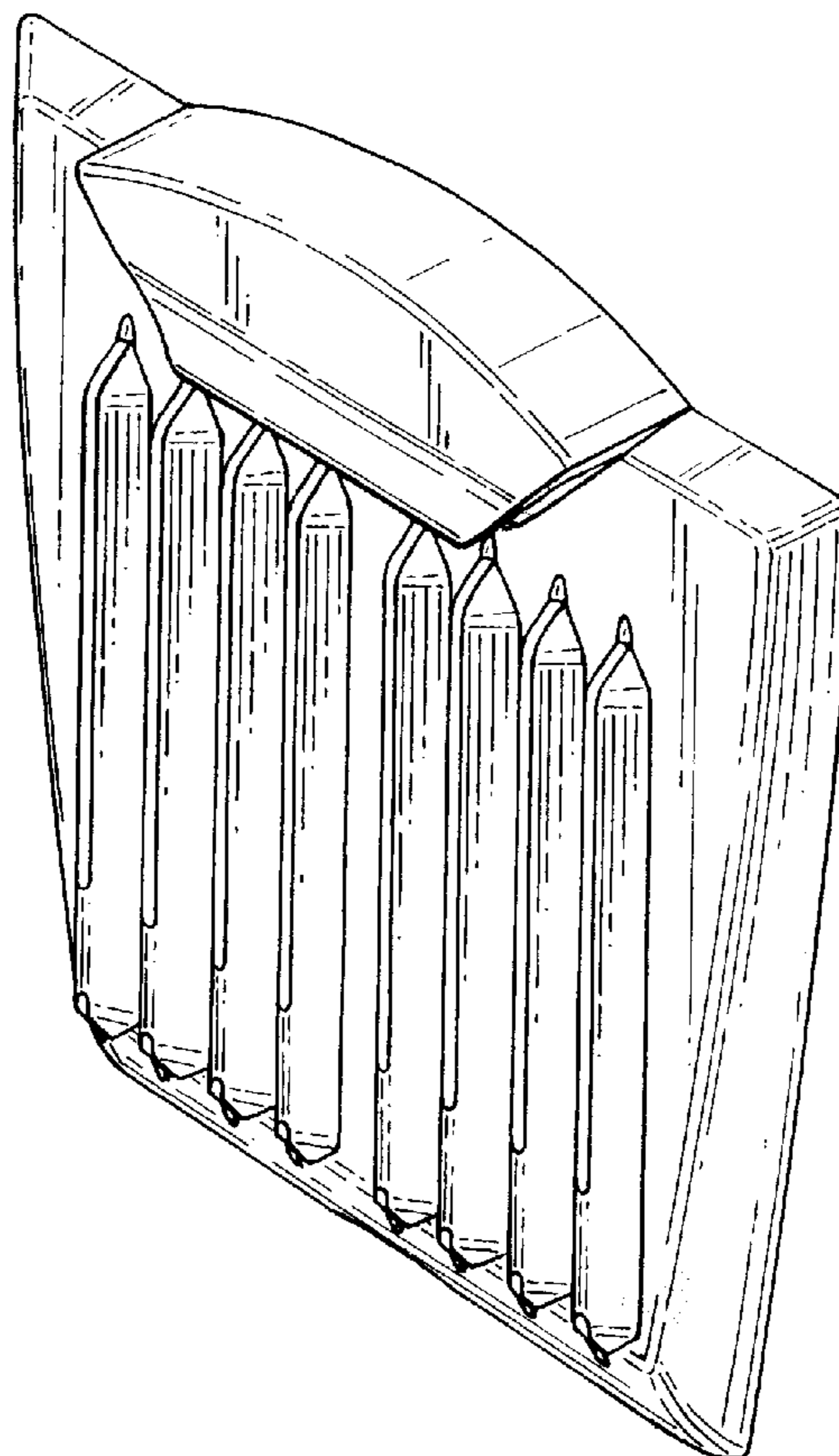
FIG. 1 is an elevated, rear perspective view of a dishwasher cage;

FIG. 2 is a plan view of a front face thereof;

FIG. 3 is a plan view of a side thereof; and,

FIG. 4 is a plan view of the bottom thereof.

1 Claim, 2 Drawing Sheets



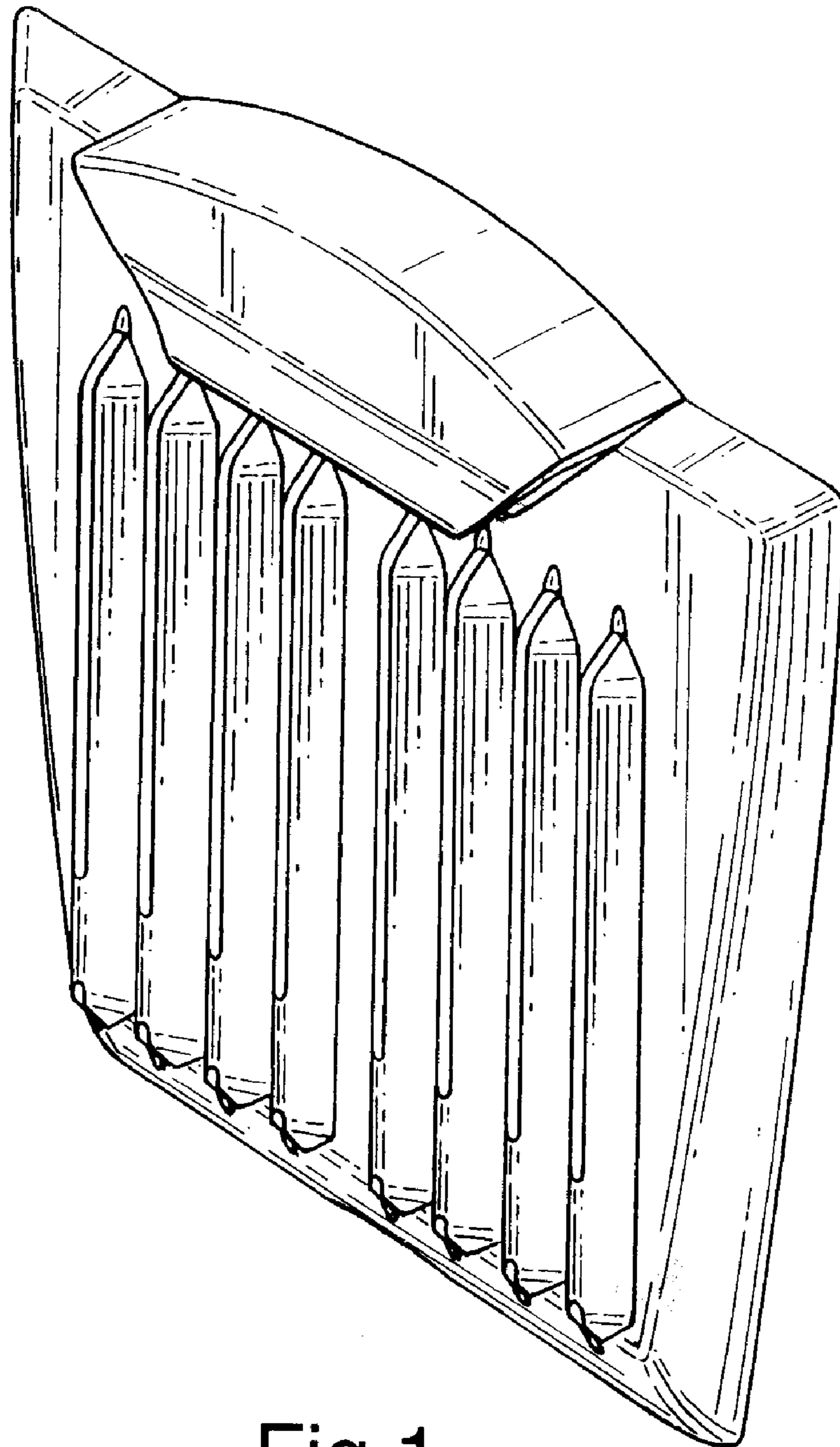


Fig. 1.

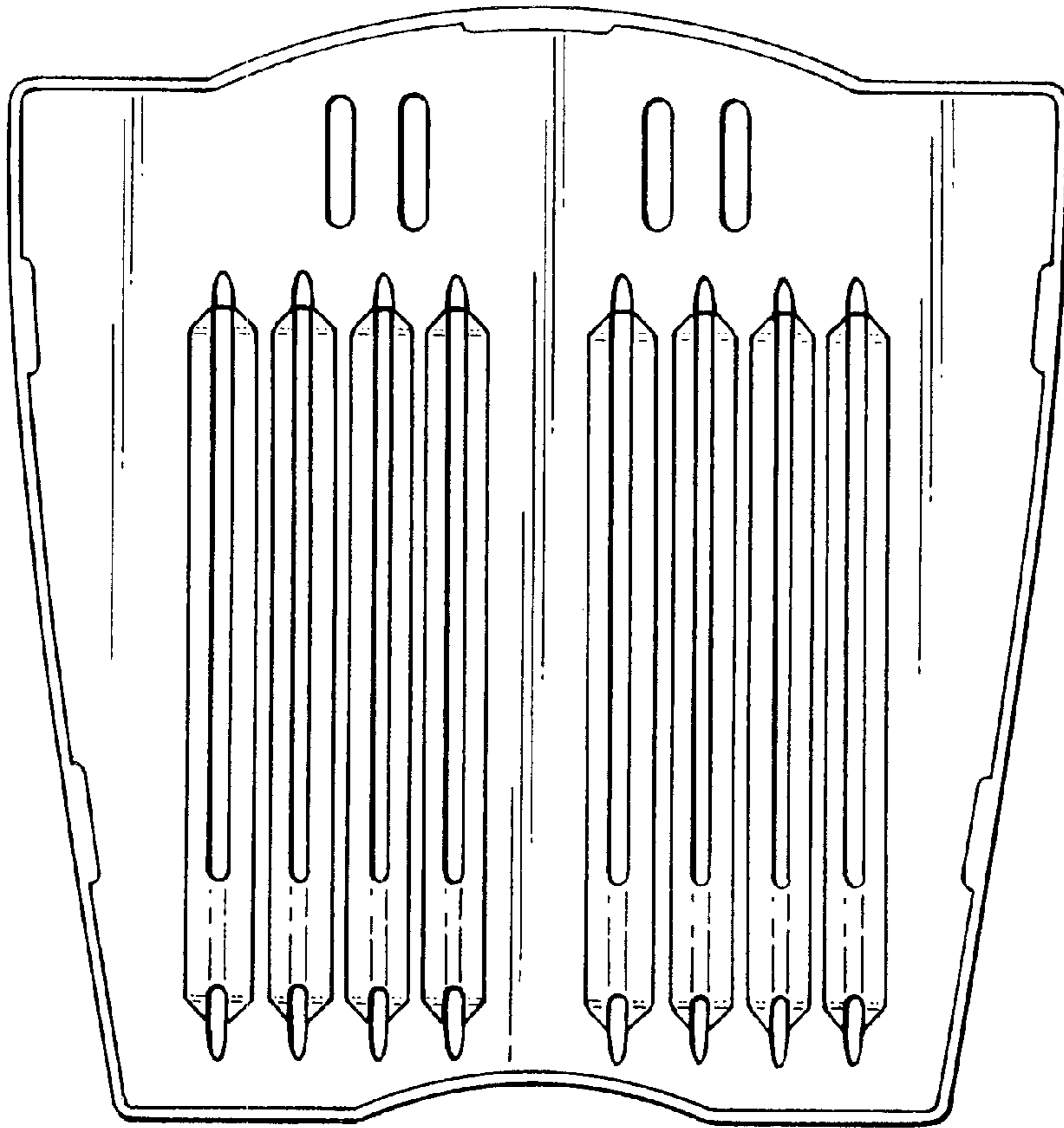


Fig. 2.




Fig. 3.




Fig. 4.