



US00D530453S

(12) **United States Design Patent**
Thomas

(10) **Patent No.:** **US D530,453 S**

(45) **Date of Patent:** **** Oct. 17, 2006**

(54) **NAIL FILE**

(75) Inventor: **Dieter Thomas**, Solingen (DE)

(73) Assignee: **Zwilling J.A. Henckels AG**, Solingen (DE)

(**) Term: **14 Years**

(21) Appl. No.: **29/233,519**

(22) Filed: **Jul. 7, 2005**

(30) **Foreign Application Priority Data**

Jan. 25, 2005 (EM) 000284500-0001

(51) **LOC (8) Cl.** **28-03**

(52) **U.S. Cl.** **D28/59**

(58) **Field of Classification Search** 132/76.4,
132/73, 73.5, 75, 75.3, 75.4, 75.6, 76.2, 76.5;
D28/56, 57, 59

See application file for complete search history.

(56) **References Cited**

U.S. PATENT DOCUMENTS

D120,525 S * 5/1940 Buffum D28/59

D331,643 S * 12/1992 Lunderman et al. D28/59
D394,129 S * 5/1998 Litton D28/59
D498,332 S * 11/2004 Kwon D28/59

* cited by examiner

Primary Examiner—Jennifer Rivard

(74) *Attorney, Agent, or Firm*—Crowell & Moring LLP


(57) **CLAIM**

I claim the ornamental design for a nail file, as shown and described.

DESCRIPTION

FIG. 1 is a top, front perspective view of a nail file, the bottom, front perspective being a mirror image thereof; FIG. 2 is a top, rear perspective view of the nail file, the bottom, rear perspective being a mirror image thereof; FIG. 3 is a top plan view of the nail file, the bottom plan view being a mirror image thereof; FIG. 4 is a side elevational view of a nail file, the opposite side elevational view being a mirror image thereof; FIG. 5 is a front elevational of the nail file; and, FIG. 6 is a rear elevational view of the nail file.

1 Claim, 2 Drawing Sheets



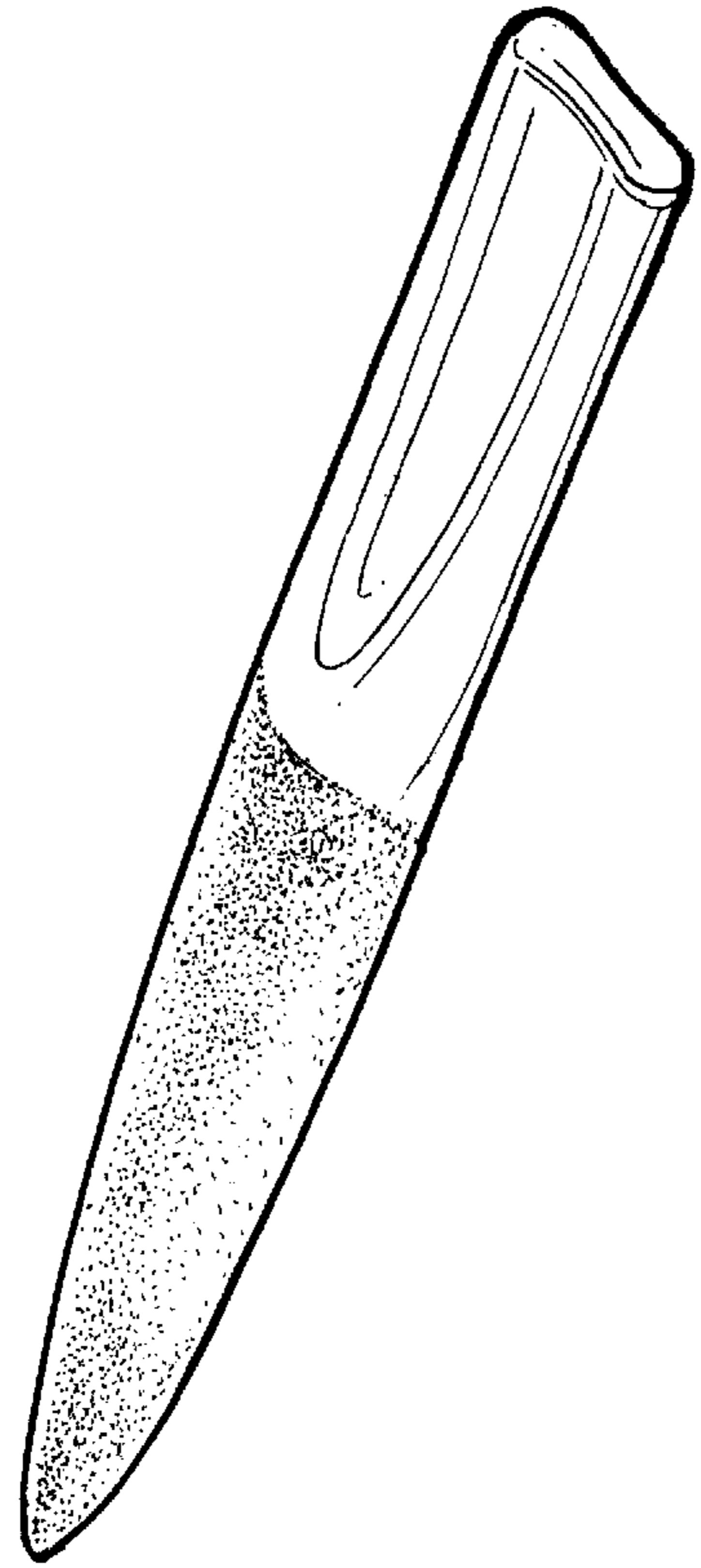


FIG. 2

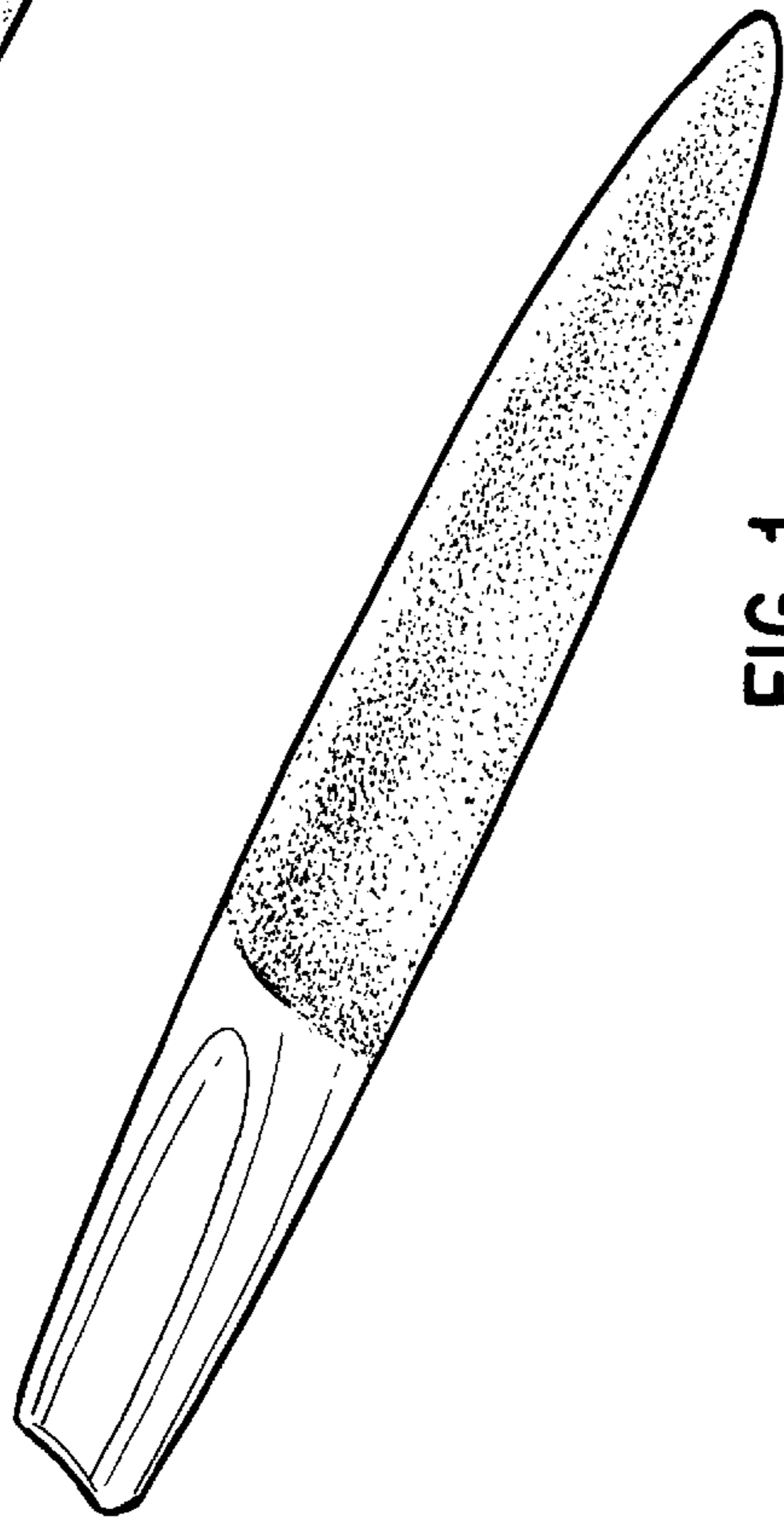


FIG. 1



FIG. 3



FIG. 4



FIG. 5



FIG. 6