

US00D530442S

(12) **United States Design Patent**
Wen

(10) **Patent No.:** **US D530,442 S**

(45) **Date of Patent:** **** Oct. 17, 2006**

(54) **WATER WAVE SHAPED ORNAMENTAL LAMP**

(76) Inventor: **Xiuju Wen**, Yang Ji Tool Ltd., No. 417, Tian Mu Shan Road, Hangzhou, Zhejiang Province (CN), 310023

(**) Term: **14 Years**

(21) Appl. No.: **29/232,098**

(22) Filed: **Jun. 14, 2005**

(30) **Foreign Application Priority Data**

Feb. 7, 2005 (CN) 2005 3 01036619

(51) **LOC (8) Cl.** **26-05**

(52) **U.S. Cl.** **D26/68**

(58) **Field of Classification Search** D26/67-71, D26/128; 362/152, 183, 431, 410-415
See application file for complete search history.

(56) **References Cited**

U.S. PATENT DOCUMENTS

1,683,580 A * 9/1928 Ryder 362/363

D223,394 S * 4/1972 Anderson, Jr. D26/68
D323,904 S * 2/1992 Camino et al. D26/67
D324,433 S * 3/1992 Camino et al. D26/67
D444,899 S * 7/2001 Bossy D26/68
D518,590 S * 4/2006 Harbaugh D26/68

* cited by examiner

Primary Examiner—Clare E. Heflin

(74) *Attorney, Agent, or Firm*—David W. Carstens; Carstens & Cahoon, LLP




(57) **CLAIM**

The ornamental design for water wave shaped ornamental lamp, as shown and described.

DESCRIPTION

FIG. 1 is a front view of water wave shaped ornamental lamp showing my new design;
FIG. 2 is a left side view thereof;
FIG. 3 is a top view thereof; and,
FIG. 4 is a perspective.

1 Claim, 3 Drawing Sheets






FIG. 1




FIG 2




FIG. 3




FIG. 4