



US00D530426S

(12) **United States Design Patent**  
**Muehlenberend**

(10) **Patent No.:** **US D530,426 S**

(45) **Date of Patent:** **\*\* Oct. 17, 2006**

(54) **ORTHESES**

(75) **Inventor:** **Andreas Muehlenberend, Leipzig (DE)**

(73) **Assignee:** **Otto Bock HealthCare GmbH,**  
**Duderstadt (DE)**

(\*\*) **Term:** **14 Years**

(21) **Appl. No.:** **29/219,730**

(22) **Filed:** **Dec. 22, 2004**

(30) **Foreign Application Priority Data**

Jun. 28, 2004 (EM) ..... 000195250

(51) **LOC (8) Cl.** ..... **24-04**

(52) **U.S. Cl.** ..... **D24/190**

(58) **Field of Classification Search** ..... D24/190;  
602/5-6, 20-21, 23, 26, 12, 16, 64  
See application file for complete search history.

(56) **References Cited**

**U.S. PATENT DOCUMENTS**

D284,702 S \* 7/1986 Castillo ..... D24/190  
D318,736 S \* 7/1991 Castillo ..... D24/190  
5,658,241 A \* 8/1997 Deharde et al. .... 602/5

5,823,931 A \* 10/1998 Gilmour ..... 602/24  
D416,624 S \* 11/1999 Nauert ..... D24/190  
D431,295 S \* 9/2000 Rothenberg ..... D24/190  
D433,756 S \* 11/2000 Castillo ..... D24/190  
6,669,659 B1 \* 12/2003 Dittmer et al. .... 602/5

\* cited by examiner

*Primary Examiner*—Louis S. Zarfaz

*Assistant Examiner*—Daniel Yu

(74) *Attorney, Agent, or Firm*—Whitham, Curtis,  
Christofferson & Cook, PC


(57) **CLAIM**

I claim the ornamental design for an orthosis, as shown and described.

**DESCRIPTION**

FIG. 1 is a left side perspective view of the orthosis;  
FIG. 2 is a right side perspective view of the orthosis;  
FIG. 3 is an isometric view of the orthosis;  
FIG. 4 is a top perspective view of the orthosis;  
FIG. 5 is a front perspective view of the orthosis;  
FIG. 6 is a back perspective view of the orthosis; and,  
FIG. 7 is an enlarged view of the jointed portion of the orthosis.

**1 Claim, 7 Drawing Sheets**






FIG. 1




FIG. 2




FIG. 3




FIG. 4

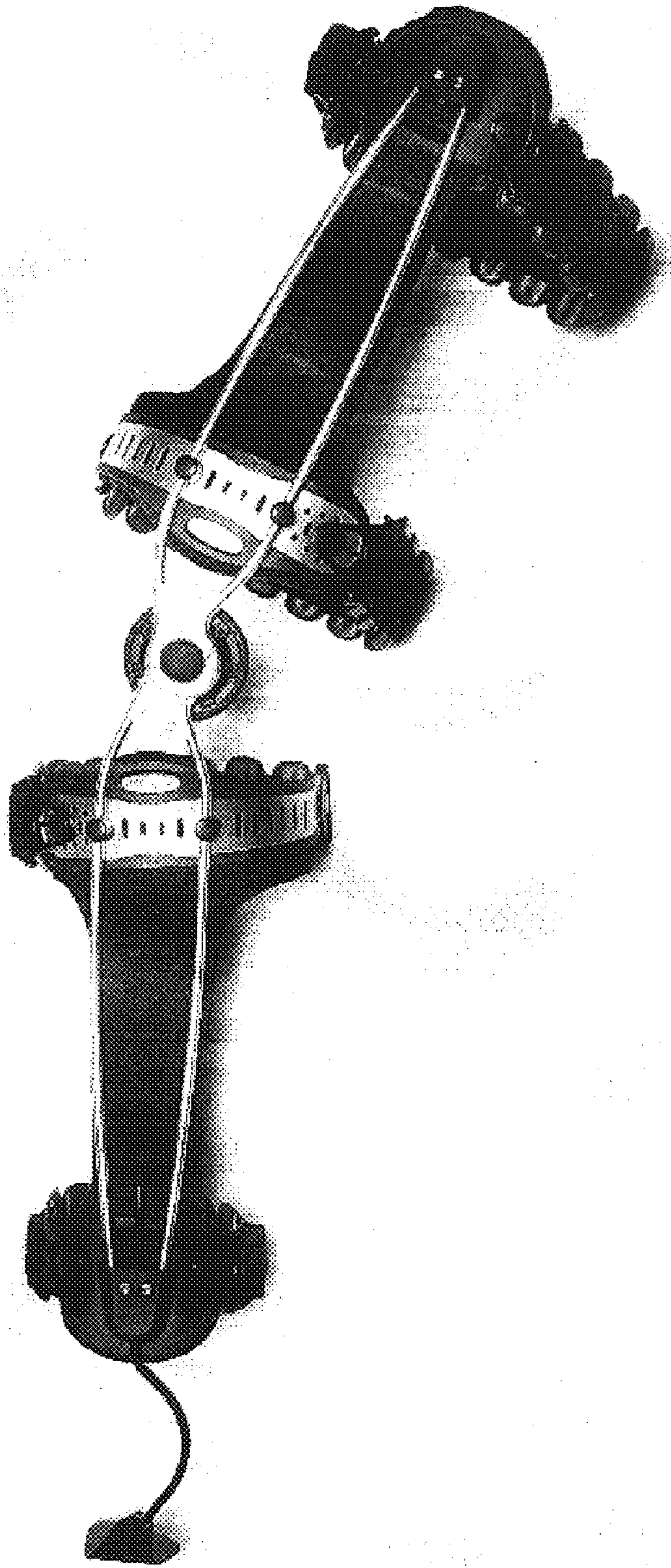


FIG. 5




FIG. 6




FIG. 7