



US00D530417S

(12) **United States Design Patent**  
**Hidalgo**

(10) **Patent No.:** **US D530,417 S**

(45) **Date of Patent:** **\*\* Oct. 17, 2006**

(54) **CEILING FAN HOUSING**

(75) Inventor: **Rolando Hidalgo**, Orange, CA (US)

(73) Assignee: **Minka Lighting, Inc.**, Corona, CA (US)

(\*\*) Term: **14 Years**

(21) Appl. No.: **29/242,598**

(22) Filed: **Nov. 10, 2005**

(51) **LOC (8) Cl.** ..... **23-04**

(52) **U.S. Cl.** ..... **D23/411**

(58) **Field of Classification Search** ..... D23/411,  
D23/377, 379, 385; 416/5; 392/364

See application file for complete search history.

(56) **References Cited**

**U.S. PATENT DOCUMENTS**

D79,853 S	*	11/1929	Ryder	.....	D23/378
D432,228 S	*	10/2000	Liu	.....	D23/411
D434,490 S	*	11/2000	Tsuji et al.	.....	D23/411
D443,926 S	*	6/2001	Frampton	.....	D23/411

**OTHER PUBLICATIONS**

Cincinnati Victor Company.  
Fanimation Internet Catalog; Ernest Hemingway Collection  
printed from www.fanshack.com on Apr. 27, 2005.

\* cited by examiner

*Primary Examiner*—Lisa Lichtenstein

(74) *Attorney, Agent, or Firm*—Baker & McKenzie LLP

(57) **CLAIM**

The ornamental design for a ceiling fan housing, as shown and described.

**DESCRIPTION**

FIG. 1 is a perspective view from below of a ceiling fan housing in accordance with my design;

FIG. 2 is a perspective view from above of the ceiling fan housing in accordance with my design;

FIG. 3 is a front elevational detail view of the top of the housing of the ceiling fan housing in accordance with my design illustrating the ornamentation thereon;

FIG. 4 is a top plan view of the ceiling fan housing in accordance with my design;


FIG. 5 is a bottom plan view of the ceiling fan housing in accordance with my design having the louvered bottom screen removed and illustrating the ornamentation thereon;


FIG. 6 is a front elevation view of the ceiling fan housing in accordance with my design, the opposite side being a mirror image of that shown; and,

FIG. 7 is a side elevation view of the ceiling fan housing in accordance with my design, the opposite side being a mirror image of that shown.


The broken lines showing environmental structure are for illustrative purposes and form no part of the claimed invention.

**1 Claim, 7 Drawing Sheets**







*Fig.1*



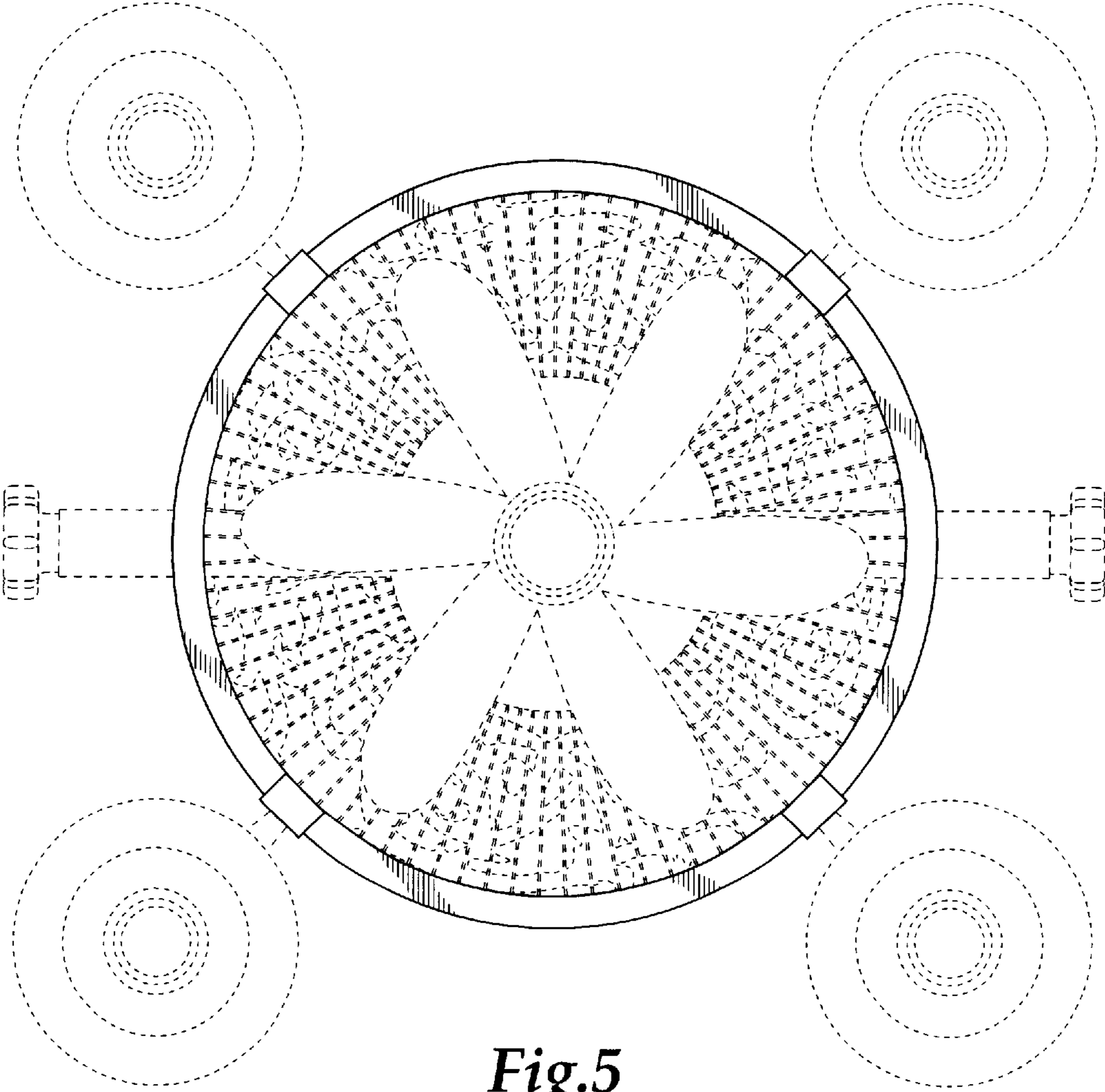
*Fig. 2*




*Fig.3*




*Fig.4*



*Fig.5*



*Fig.6*



*Fig.7*