



US00D530399S

(12) **United States Design Patent**
Blomstrom

(10) **Patent No.: US D530,399 S**

(45) **Date of Patent: ** *Oct. 17, 2006**

(54) **HANDLE FOR PLUMBING FIXTURE**

(75) Inventor: **John K. Blomstrom**, Sheboygan Falls, WI (US)

(73) Assignee: **Kohler Co.**, Kohler, WI (US)

(*) Notice: This patent is subject to a terminal disclaimer.

(**) Term: **14 Years**

(21) Appl. No.: **29/214,421**

(22) Filed: **Oct. 1, 2004**

Related U.S. Application Data

(63) Continuation-in-part of application No. 29/208,601, filed on Jun. 30, 2004.

(51) **LOC (8) Cl.** **23-01**

(52) **U.S. Cl.** **D23/252**

(58) **Field of Classification Search** D23/238–257;
D8/300–322, 350–353, DIG. 3; 16/110.1;
4/675–678; 137/801

See application file for complete search history.

(56) **References Cited**

U.S. PATENT DOCUMENTS

D81,314 S	*	6/1930	Kersten	D23/252
D87,830 S	*	9/1932	Ferguson	D23/252
D96,839 S		1/1935	Johnston		
D114,330 S	*	4/1939	Groen	D23/252
D141,187 S	*	5/1945	Stanitz	D23/252
D325,622 S	*	4/1992	Bengtson	D23/252
D460,529 S		7/2002	Caplow		

OTHER PUBLICATIONS

Harden catalog, #16–01–2–0B–B.

Kallista catalog, Barbara Barry Basin Set, p. 68.

Kohler catalog, Commercial Lavatory Faucets 4.5, “Triton” Lavatory–Centerset.

Sterling catalog, ColorSplash, p. 6, 4” Mini–Spread Lavatory Faucets and ColorSplash Kitchen Faucets.

Kallista catalog, p. 45, Bacchus High–Arc Bar/Basin Set in Brushed Nickel.

Harden catalog, 10 Series.

Universal–Rundle Corporation catalog, Deluxe Lavatory Faucets.

Kallista catalog, Retro Kallista–Hampstead, p. 59.

* cited by examiner

Primary Examiner—Louis S. Zarfes

Assistant Examiner—G. Andoll

(74) *Attorney, Agent, or Firm*—Quarles & Brady LLP

(57) **CLAIM**

The ornamental design for a handle for a plumbing fixture, as shown and described.

DESCRIPTION

In a preferred embodiment, the nature of this product is as a handle for a plumbing fixture in the form of a trip lever for a water closet.

FIG. 1 is a right, top, front perspective view of a handle for a plumbing fixture embodying my new design;

FIG. 2 is a front elevational view thereof;

FIG. 3 is a right side elevational view thereof, the left side elevational view thereof being a mirror image of the right side shown;

FIG. 4 is a top plan view thereof;

FIG. 5 is a bottom plan view thereof;

FIG. 6 is a rear elevational view thereof;

FIG. 7 is a right, top, front perspective view of another embodiment of my new design;

FIG. 8 is a front elevational view thereof;

FIG. 9 is a right side elevational view thereof, the left side elevational view thereof being a mirror image of the right side shown;

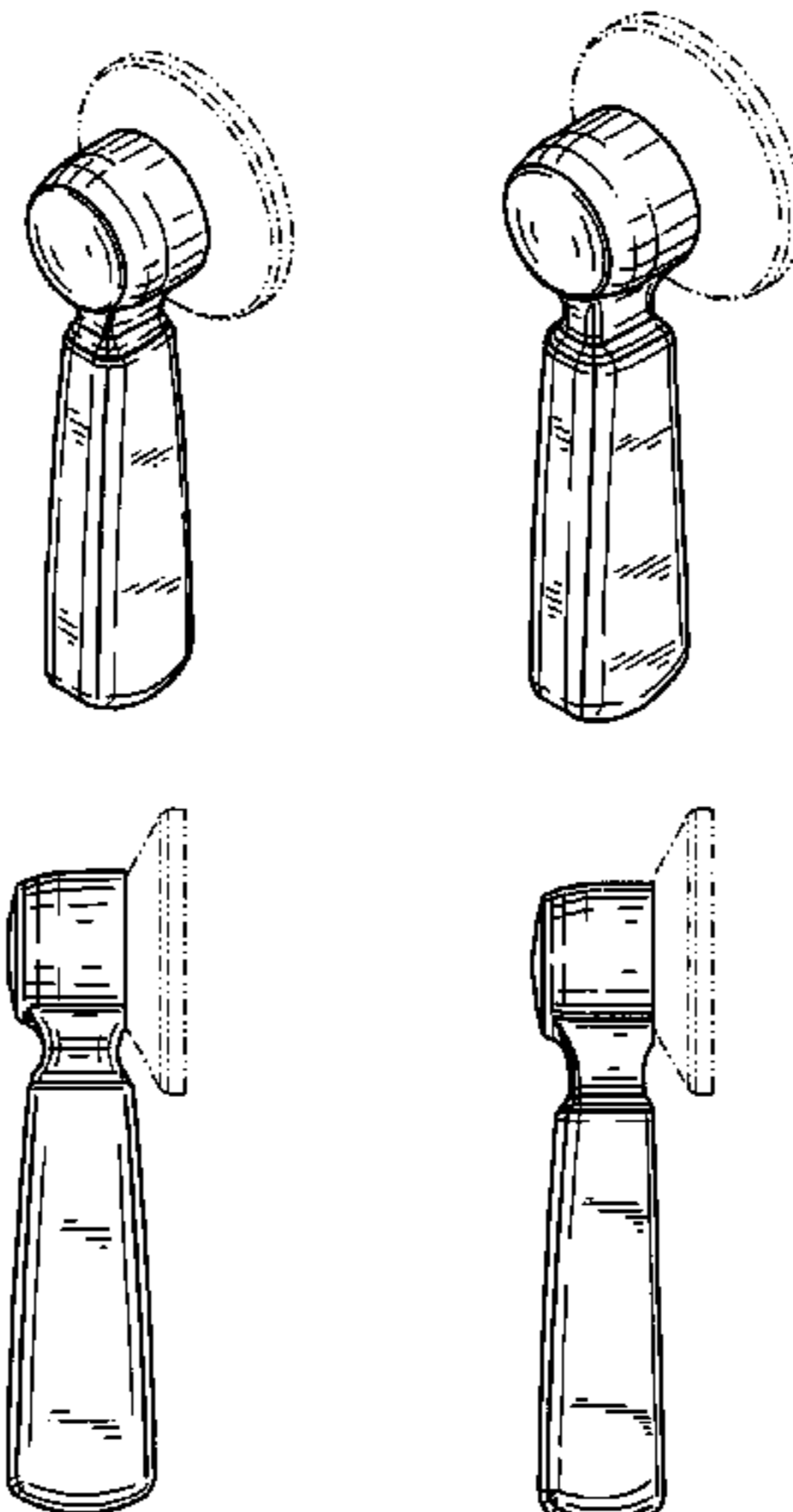
FIG. 10 is a top plan view thereof;

FIG. 11 is a bottom plan view thereof; and,

FIG. 12 is a rear elevational view thereof.

The broken line representations of escutcheon environment in FIGS. 1–5, a stem in FIGS. 6 and 12, and an optional hollow in FIG. 12 are for the purpose of illustration only, and form no part of the claimed design.

1 Claim, 2 Drawing Sheets






FIG. 1

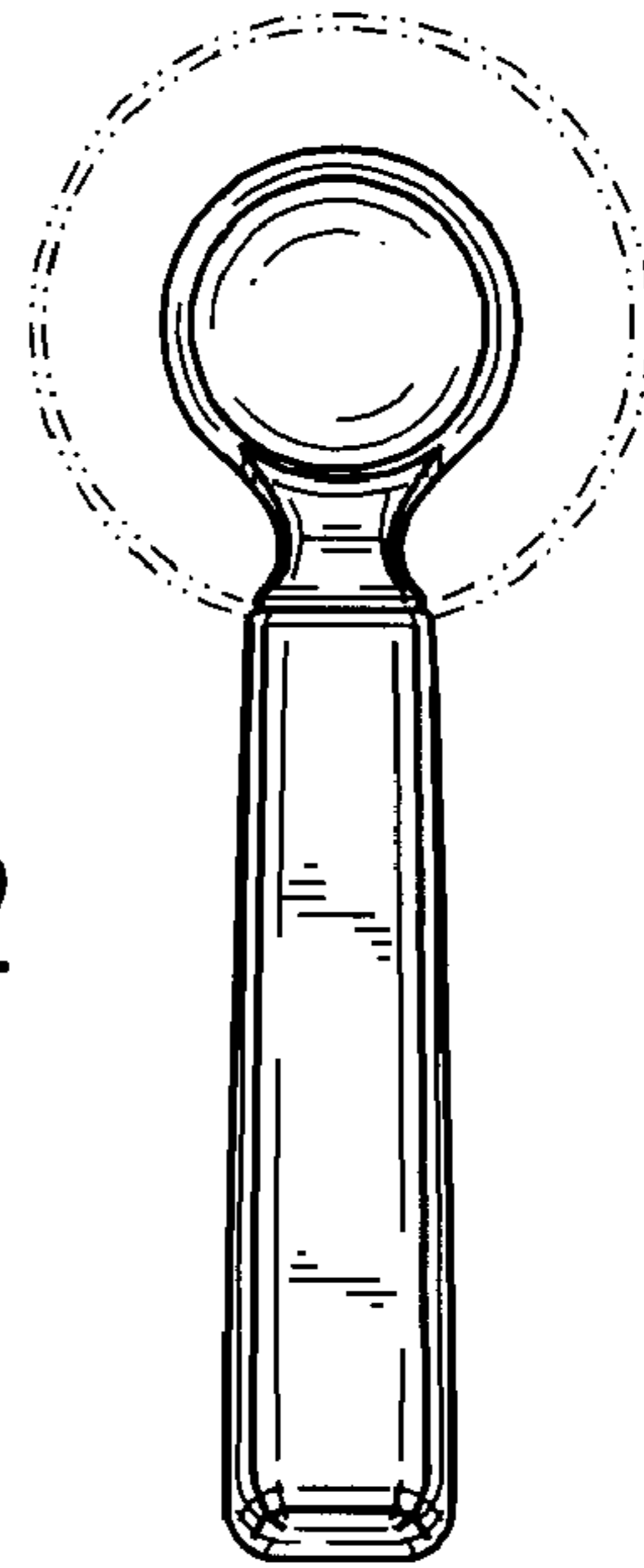


FIG. 2

FIG. 3




FIG. 4

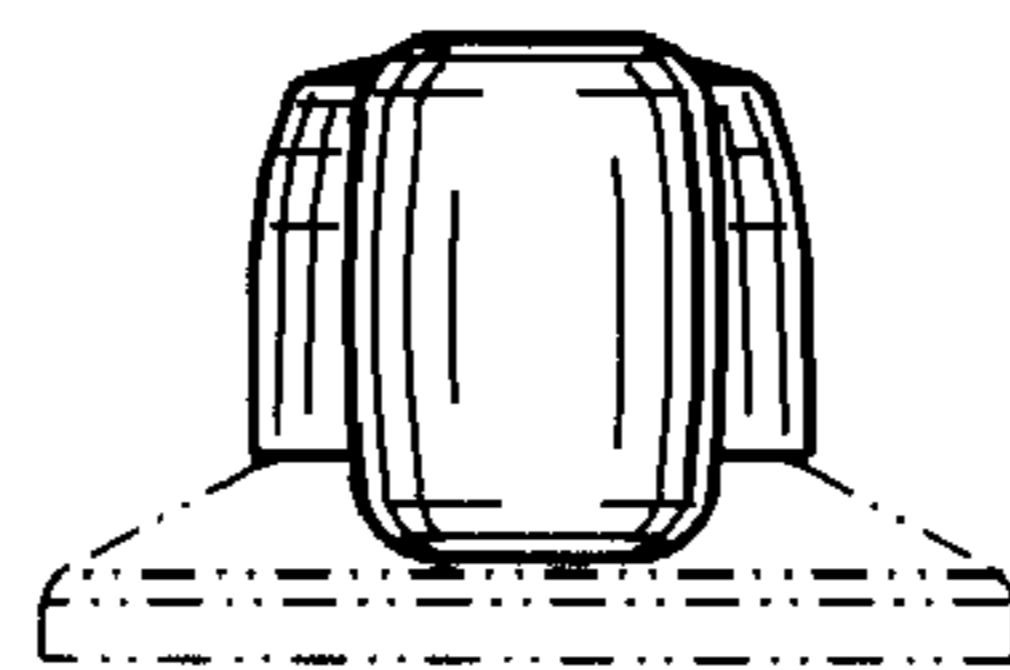
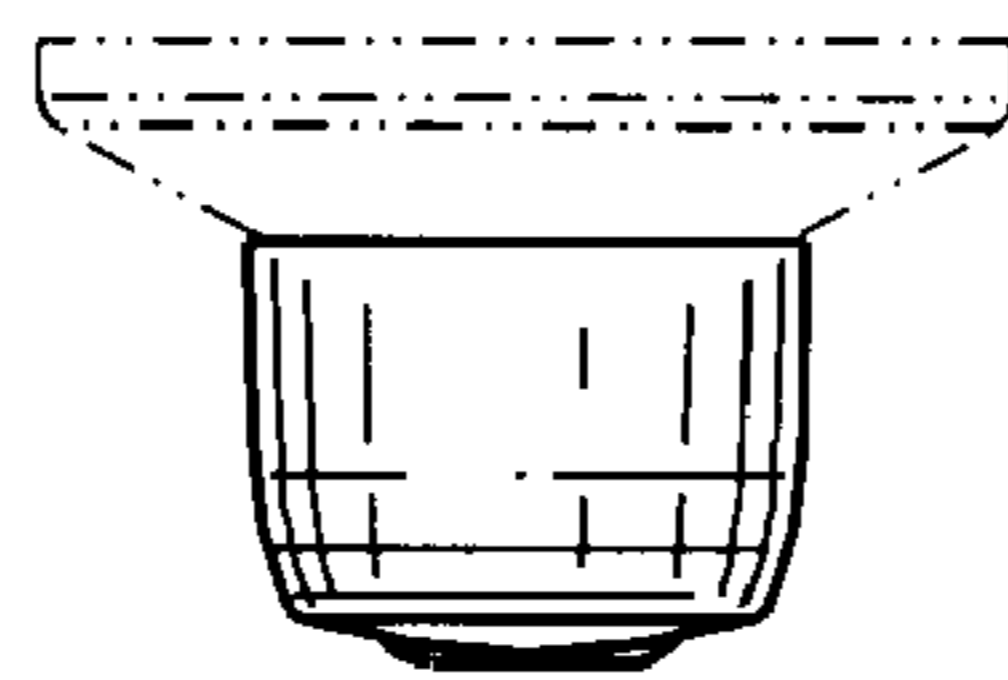


FIG. 5

FIG. 6

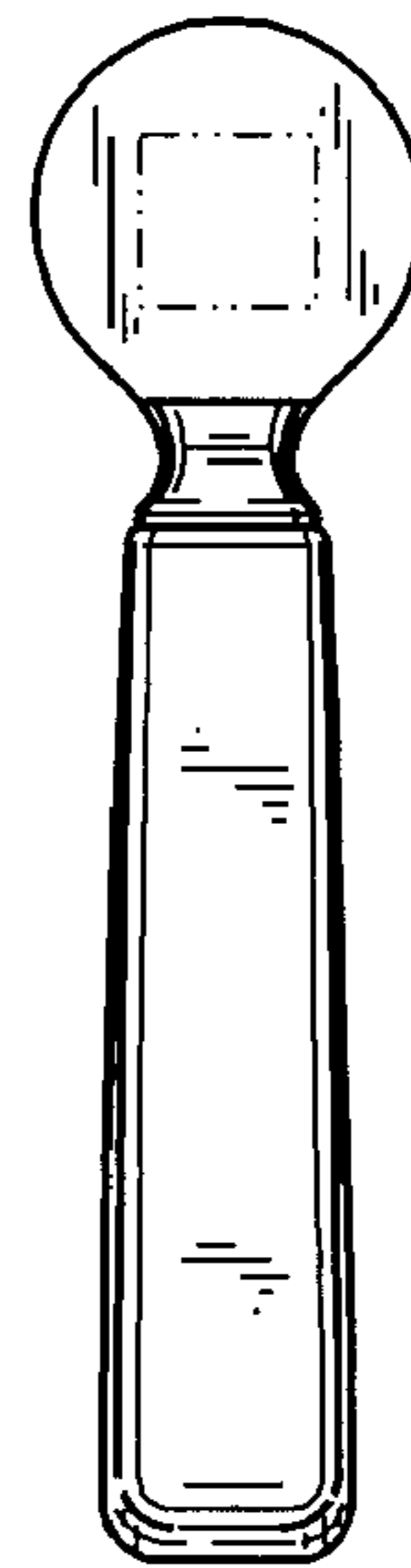


FIG. 7




FIG. 8

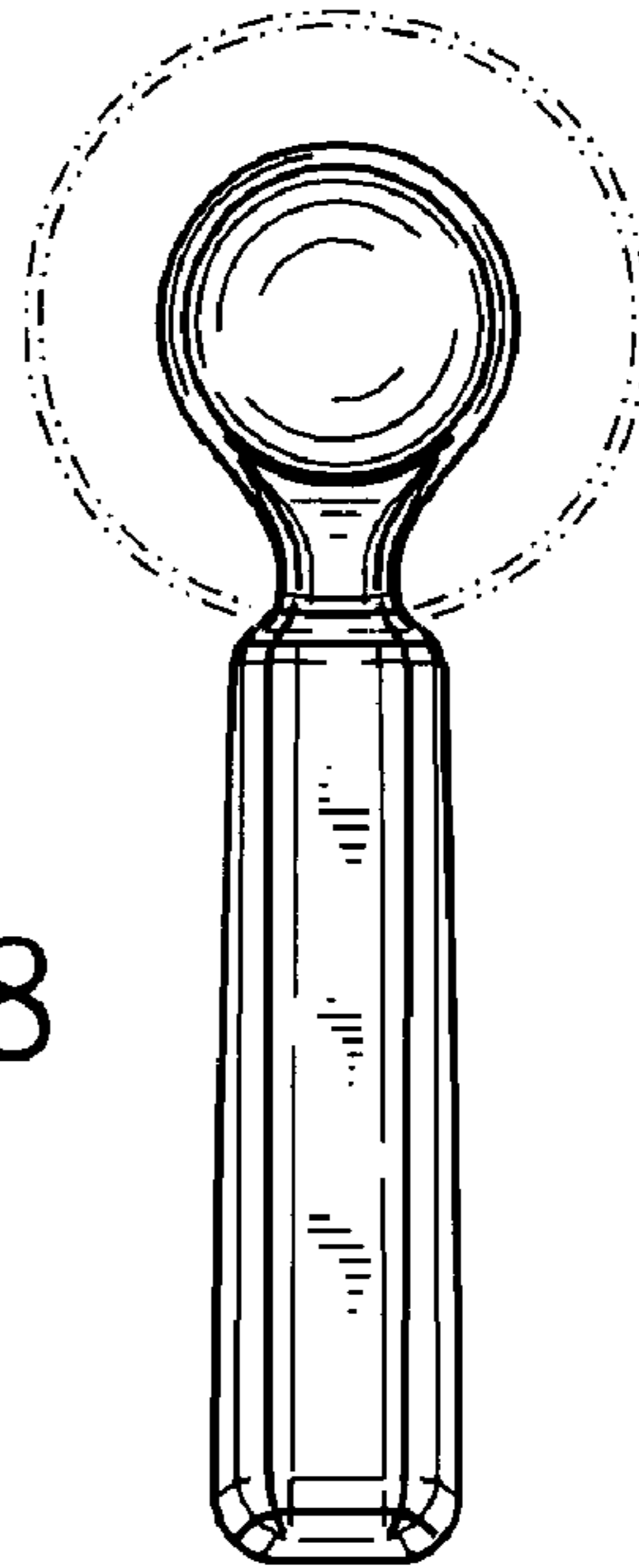


FIG. 9

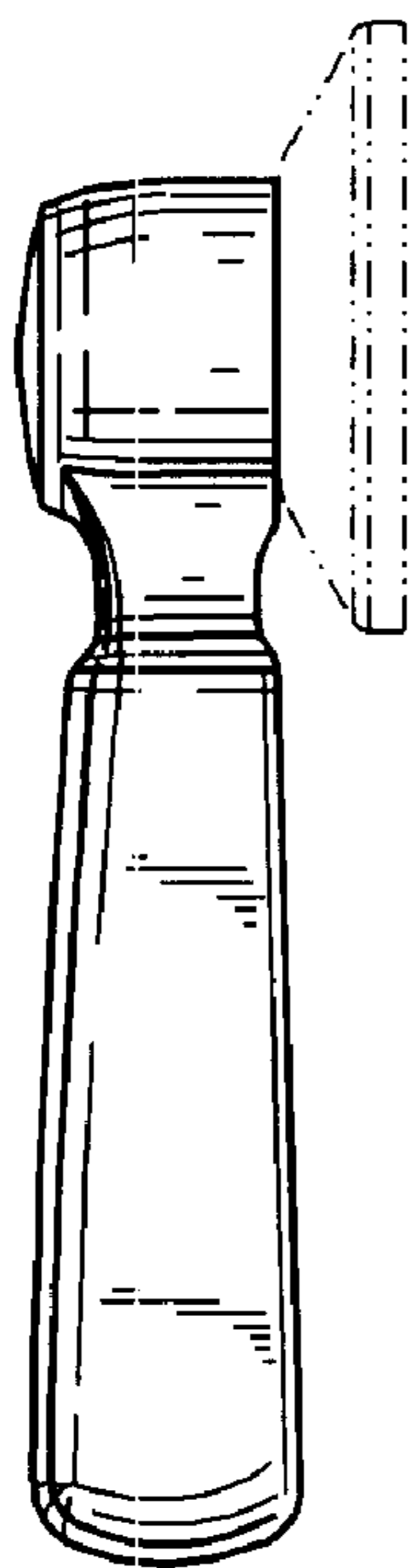


FIG. 10

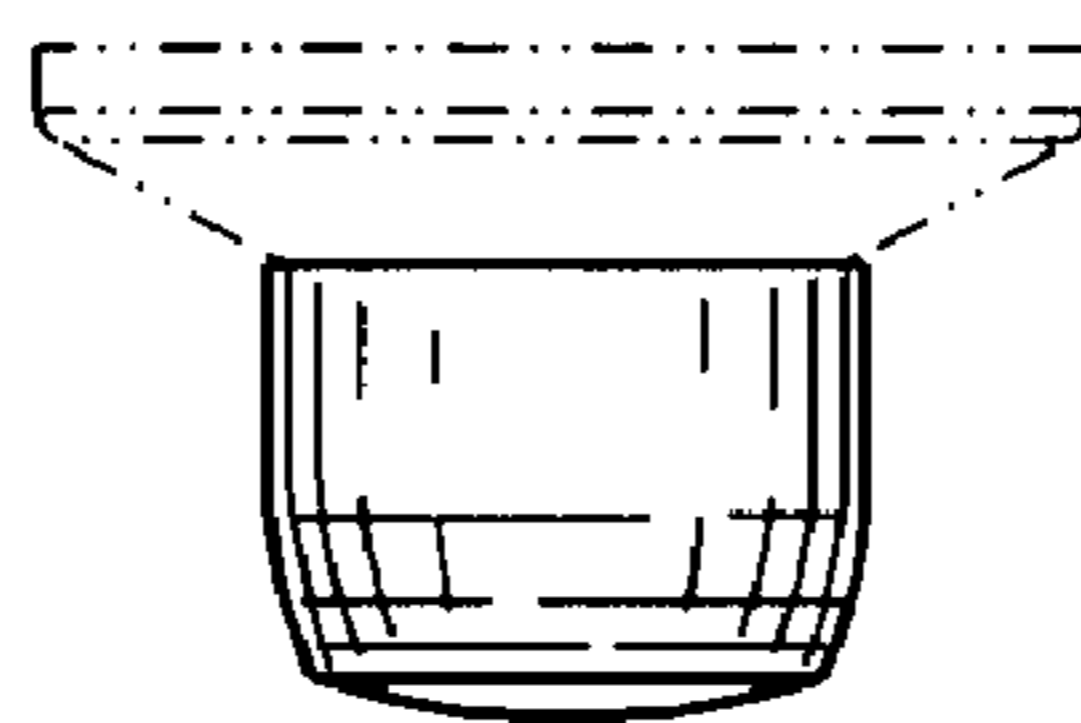


FIG. 12

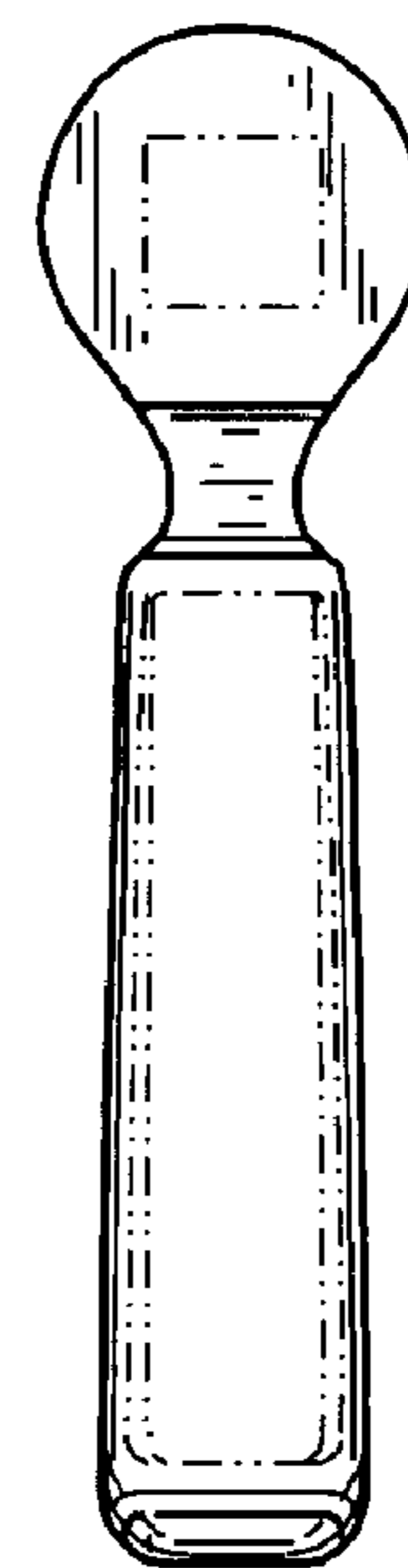


FIG. 11

