



US00D530387S

(12) **United States Design Patent**  
**Kennedy**

(10) **Patent No.:** **US D530,387 S**

(45) **Date of Patent:** **\*\* Oct. 17, 2006**

(54) **CAM GUARD**

(76) **Inventor:** **Steve Kennedy**, 38270 Plasant View  
Dr., Charlotte Hill, MD (US) 20622

(\*\*) **Term:** **14 Years**

(21) **Appl. No.:** **29/212,678**

(22) **Filed:** **Sep. 3, 2004**

(51) **LOC (8) Cl.** ..... **22-01**

(52) **U.S. Cl.** ..... **D22/107**

(58) **Field of Classification Search** ..... D22/100,  
D22/107, 199; 124/23.1, 25.6, 86, 900; 206/315.11  
See application file for complete search history.

D425,959 S 5/2000 Gibbs  
D439,300 S \* 3/2001 D'Acquisto ..... D22/107  
6,216,680 B1 4/2001 Sanders  
6,941,937 B1 \* 9/2005 Wheeler ..... 124/23.1  
D510,974 S \* 10/2005 Gallops, Jr. .... D22/107  
2004/0003806 A1 \* 1/2004 Blahnik ..... 124/25.6

\* cited by examiner

*Primary Examiner*—Terry A. Wallace

*Assistant Examiner*—Melanie Levy

(74) *Attorney, Agent, or Firm*—Lawrence J. Gibney, Jr.

(57) **CLAIM**

The ornamental design for a cam guard, as shown and described.

**DESCRIPTION**

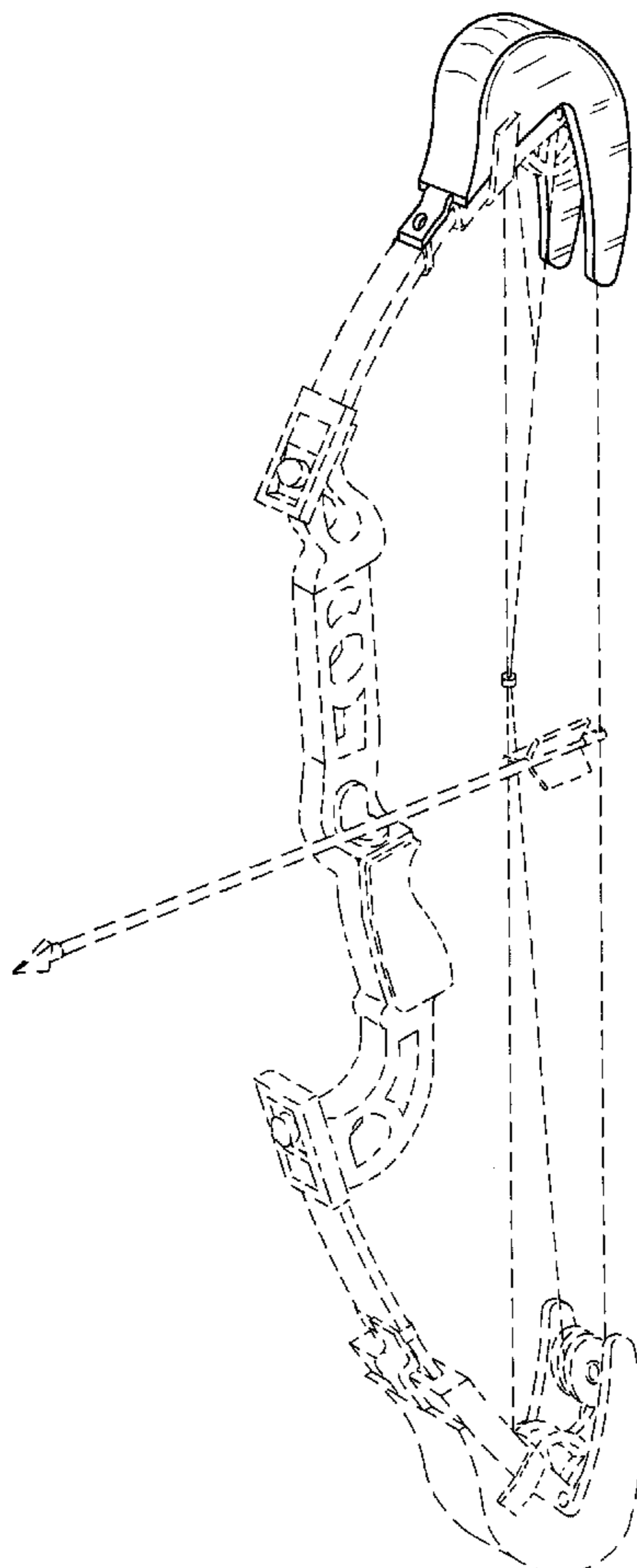
FIG. 1 is a side view of a cam guard of the present invention;  
FIG. 2 is a front view thereof;  
FIG. 3 is a back view thereof;  
FIG. 4 is a top view thereof;  
FIG. 5 is a bottom view thereof; and,  
FIG. 6 is a perspective view thereof.  
The broken lines are for illustrative purposes only and form no part of the claimed invention.

**1 Claim, 4 Drawing Sheets**

(56) **References Cited**

**U.S. PATENT DOCUMENTS**

2,968,300 A \* 1/1961 Allen ..... 124/23.1  
4,714,070 A 12/1987 Shelton  
4,979,488 A 12/1990 Fenton et al.  
D331,956 S \* 12/1992 Martin et al. .... D22/107  
5,488,941 A 2/1996 Springstead  
5,513,621 A 5/1996 Vanskiver  
D374,055 S \* 9/1996 Strother ..... D22/107  
5,832,912 A 11/1998 Olivarez



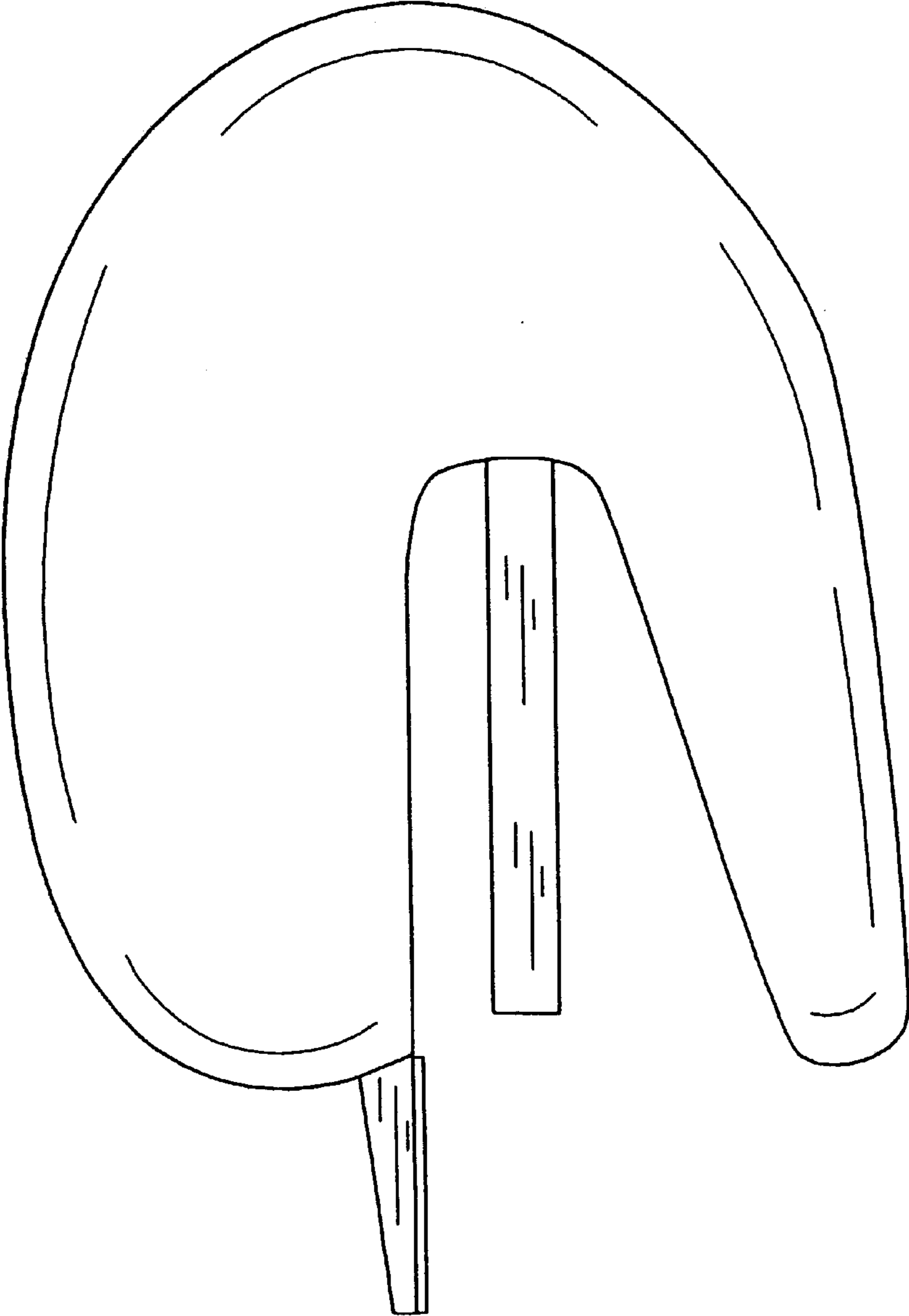


FIG. 1




FIG. 3

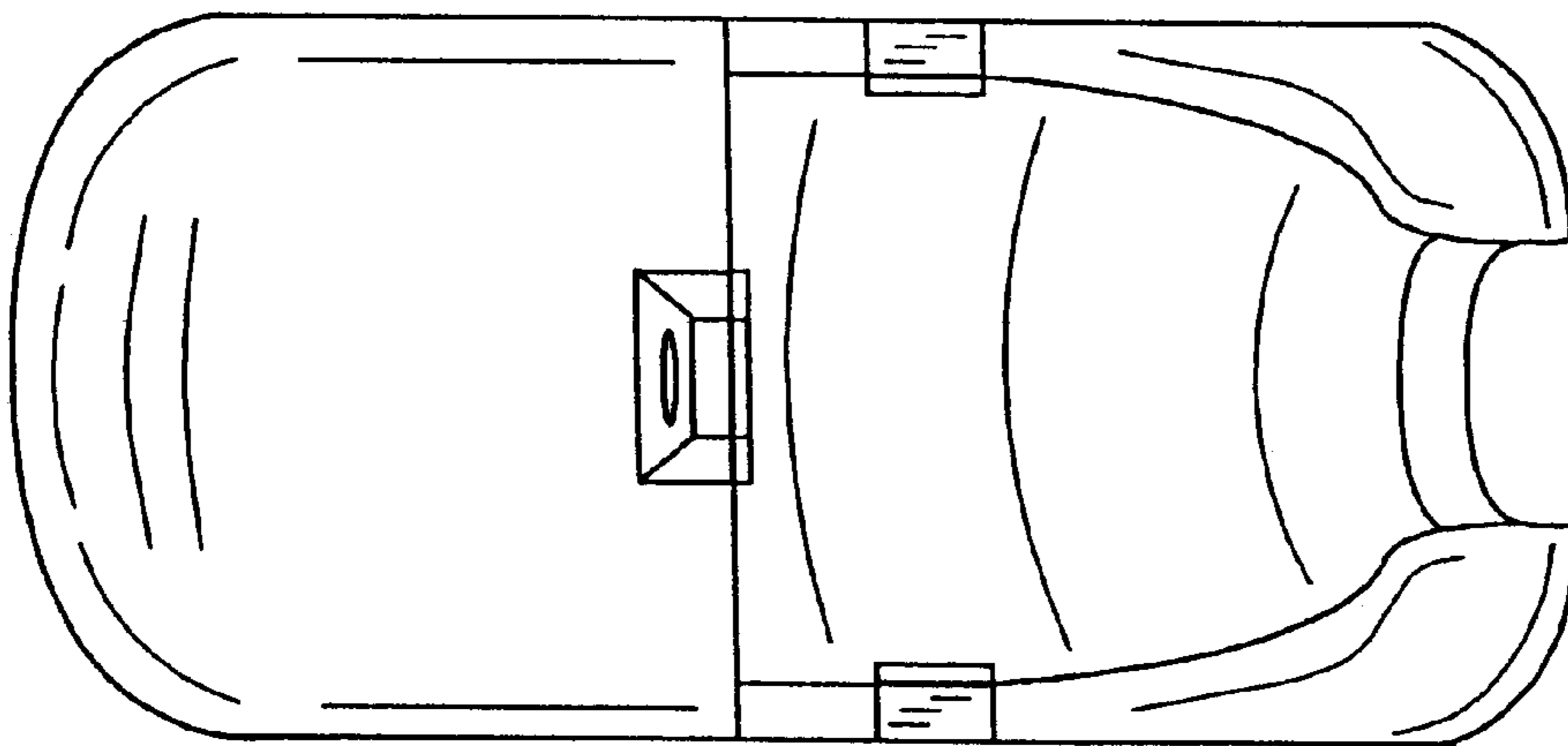


FIG. 2

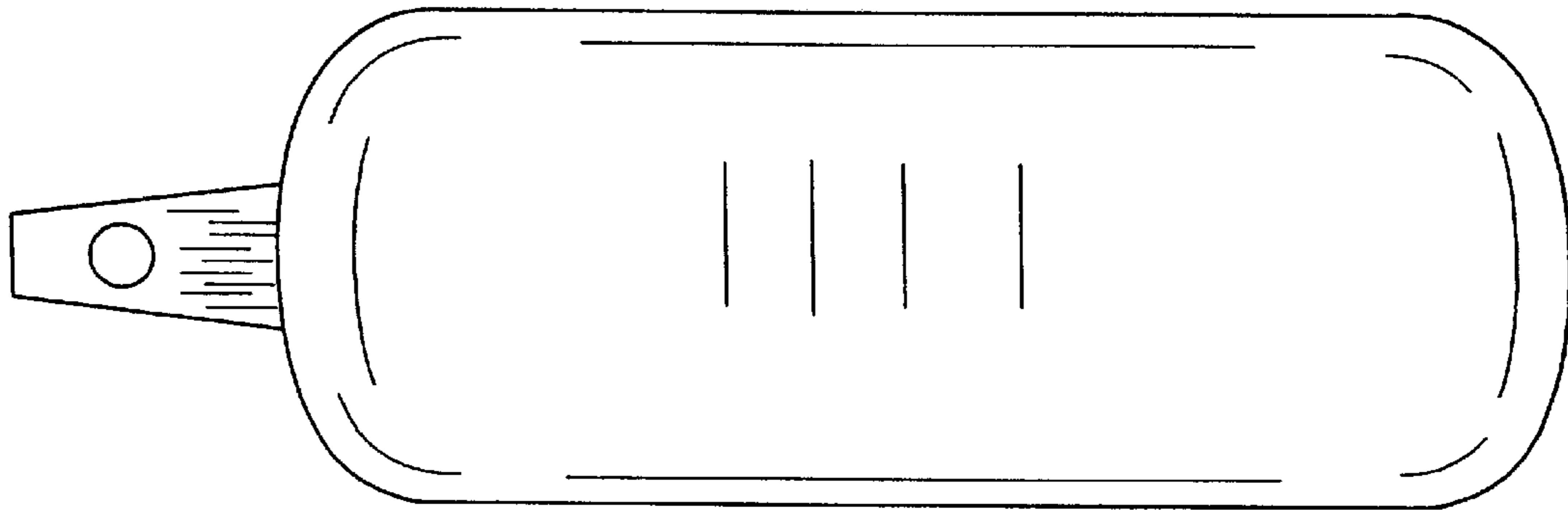


FIG. 4

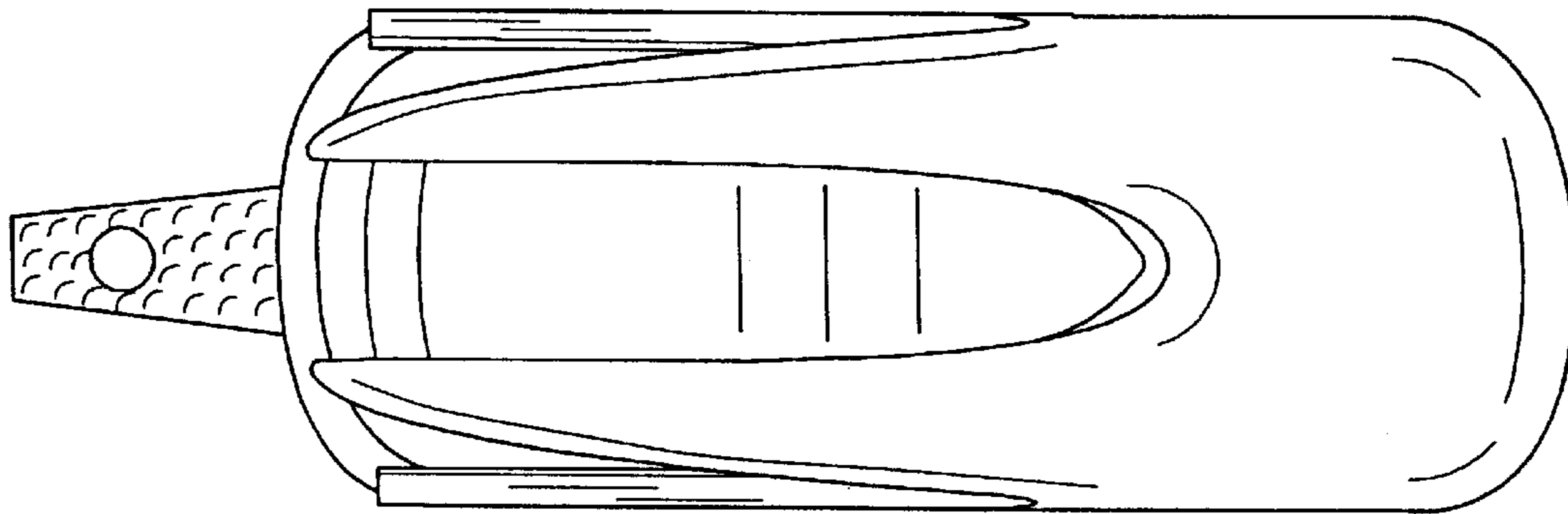


FIG. 5

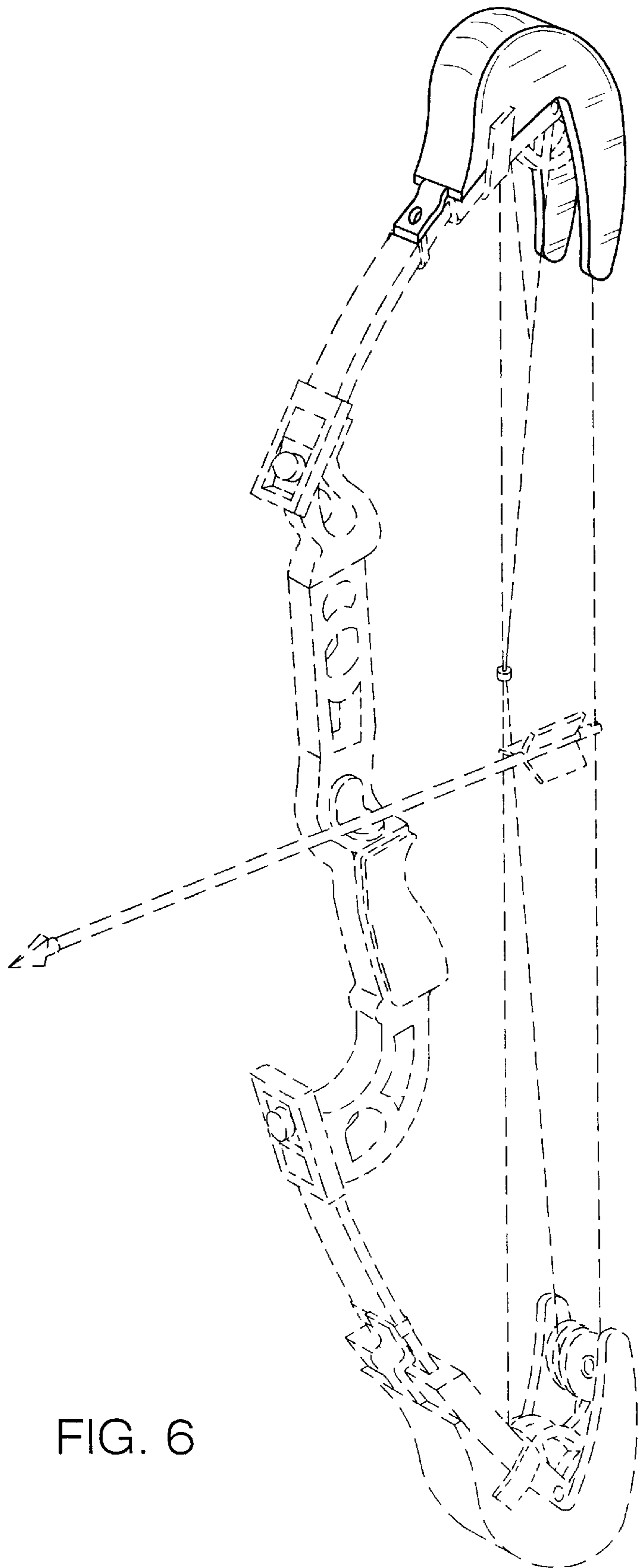


FIG. 6