



US00D530383S

(12) **United States Design Patent**
Evans et al.

(10) **Patent No.:** **US D530,383 S**

(45) **Date of Patent:** **** Oct. 17, 2006**

(54) **GOLF CLUB HEAD**

(75) Inventors: **D. Clayton Evans**, San Marcos, CA
(US); **Larry G. Tang**, Carlsbad, CA
(US)

(73) Assignee: **Callaway Golf Company**, Carlsbad,
CA (US)

(**) Term: **14 Years**

(21) Appl. No.: **29/238,509**

(22) Filed: **Sep. 16, 2005**

(51) **LOC (8) Cl.** **21-02**

(52) **U.S. Cl.** **D21/752**

(58) **Field of Classification Search** D21/733,
D21/752, 759; 473/324-331, 343-346
See application file for complete search history.

(56) **References Cited**

U.S. PATENT DOCUMENTS

- D371,817 S * 7/1996 Olsavsky et al. D21/752
- D438,277 S * 2/2001 Hasebe D21/759
- D506,236 S * 6/2005 Evans et al. D21/752
- D510,396 S * 10/2005 Rollinson D21/759

- D513,424 S * 1/2006 Erickson et al. D21/752
- D515,160 S * 2/2006 Smith et al. D21/759
- D516,651 S * 3/2006 Evans et al. D21/752
- D518,543 S * 4/2006 Aguinaldo et al. D21/759

* cited by examiner

Primary Examiner—Mitchell Siegel

(74) *Attorney, Agent, or Firm*—Michael A. Catania; Elaine
H. Lo

(57) **CLAIM**

The ornamental design for a golf club head, as shown and
described.

DESCRIPTION

FIG. 1 is a bottom plan view of the golf club head as claimed
herein;

FIG. 2 is a top plan view of the golf club head thereof;

FIG. 3 is a rear elevational view thereof;

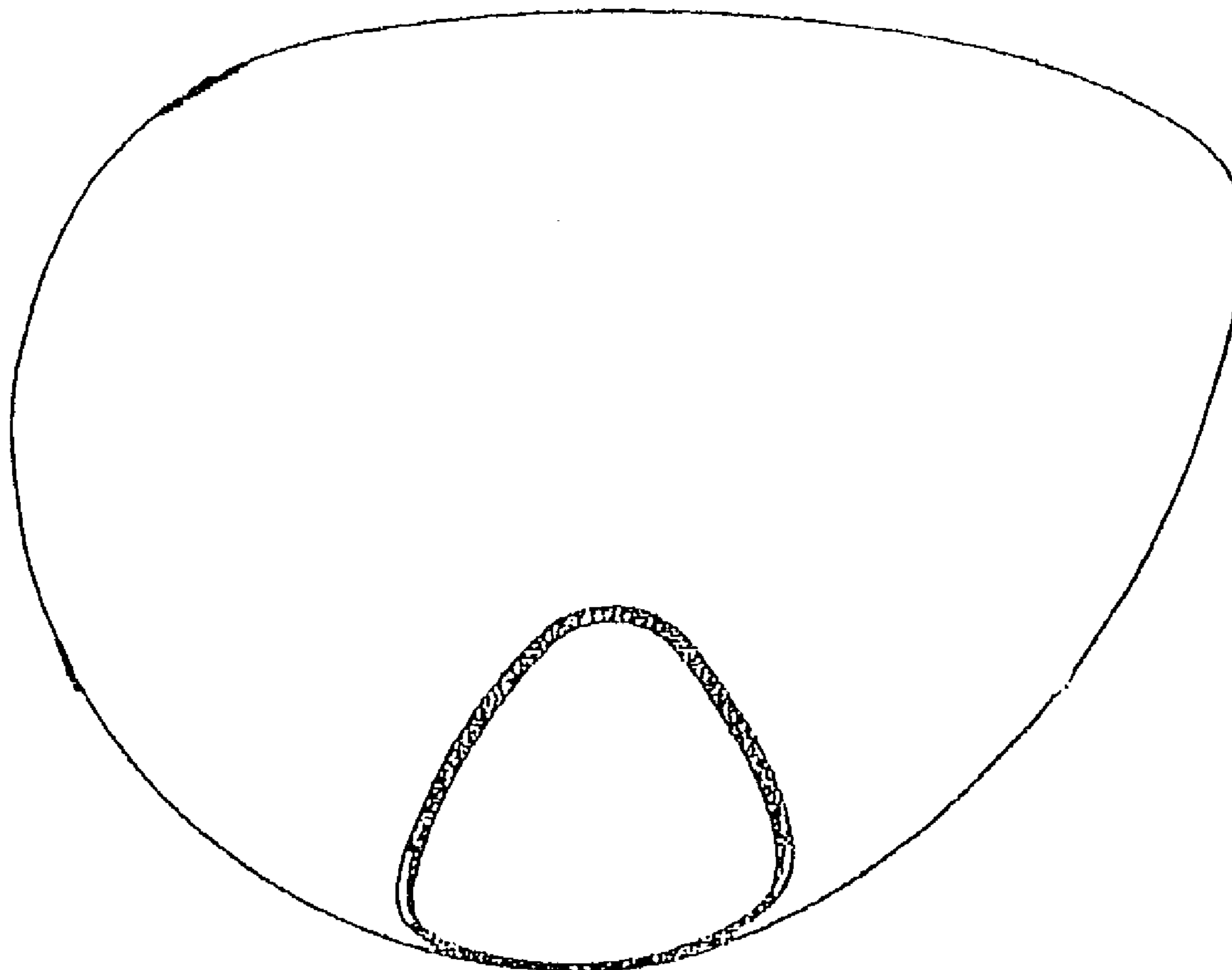
FIG. 4 is front elevational view thereof;

FIG. 5 is a toe side elevational view; and,

FIG. 6 is a heel side elevational view thereof.

The broken line showing is for illustrative purposes only and
forms no part of the claimed design.

1 Claim, 3 Drawing Sheets



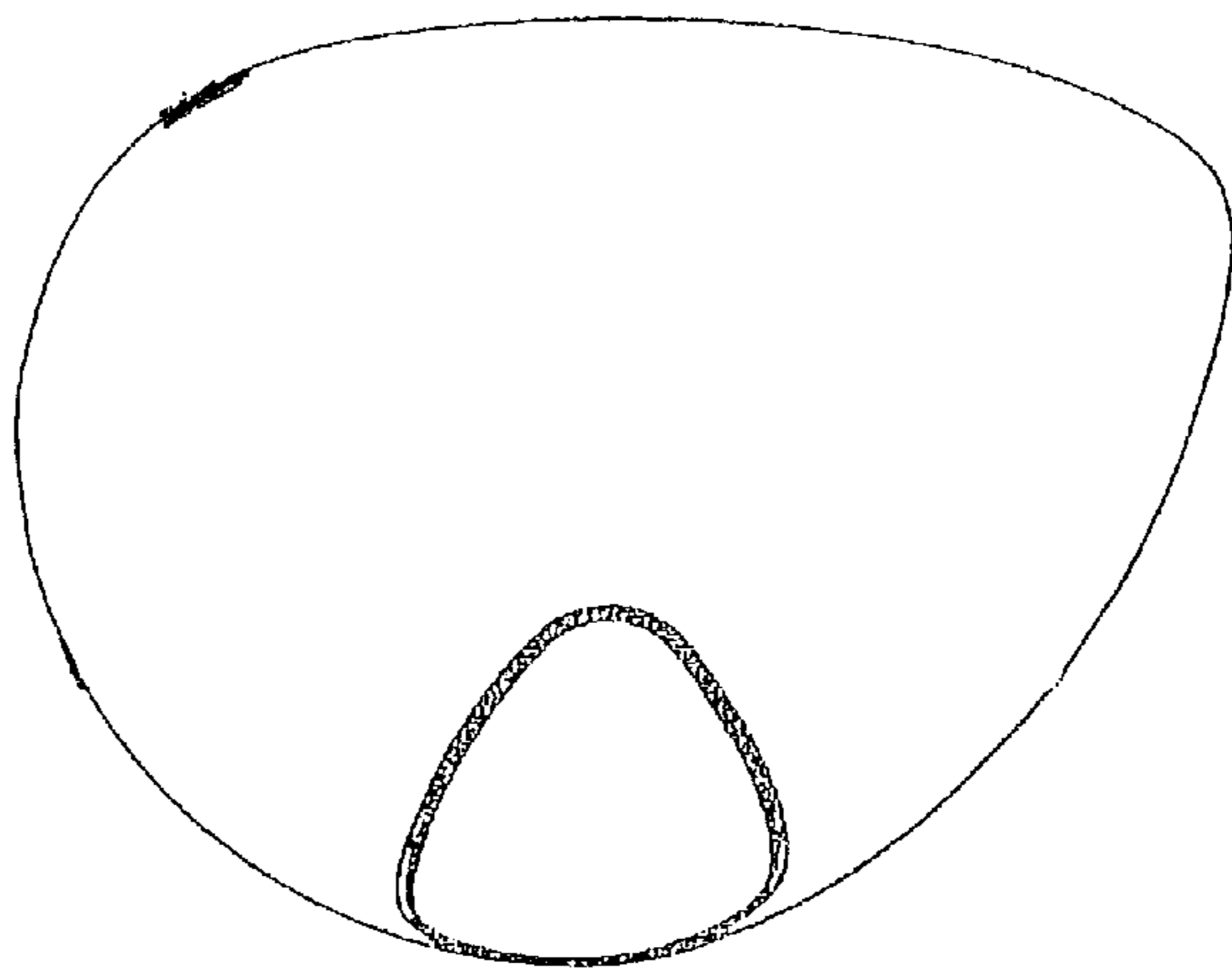


FIG. 1

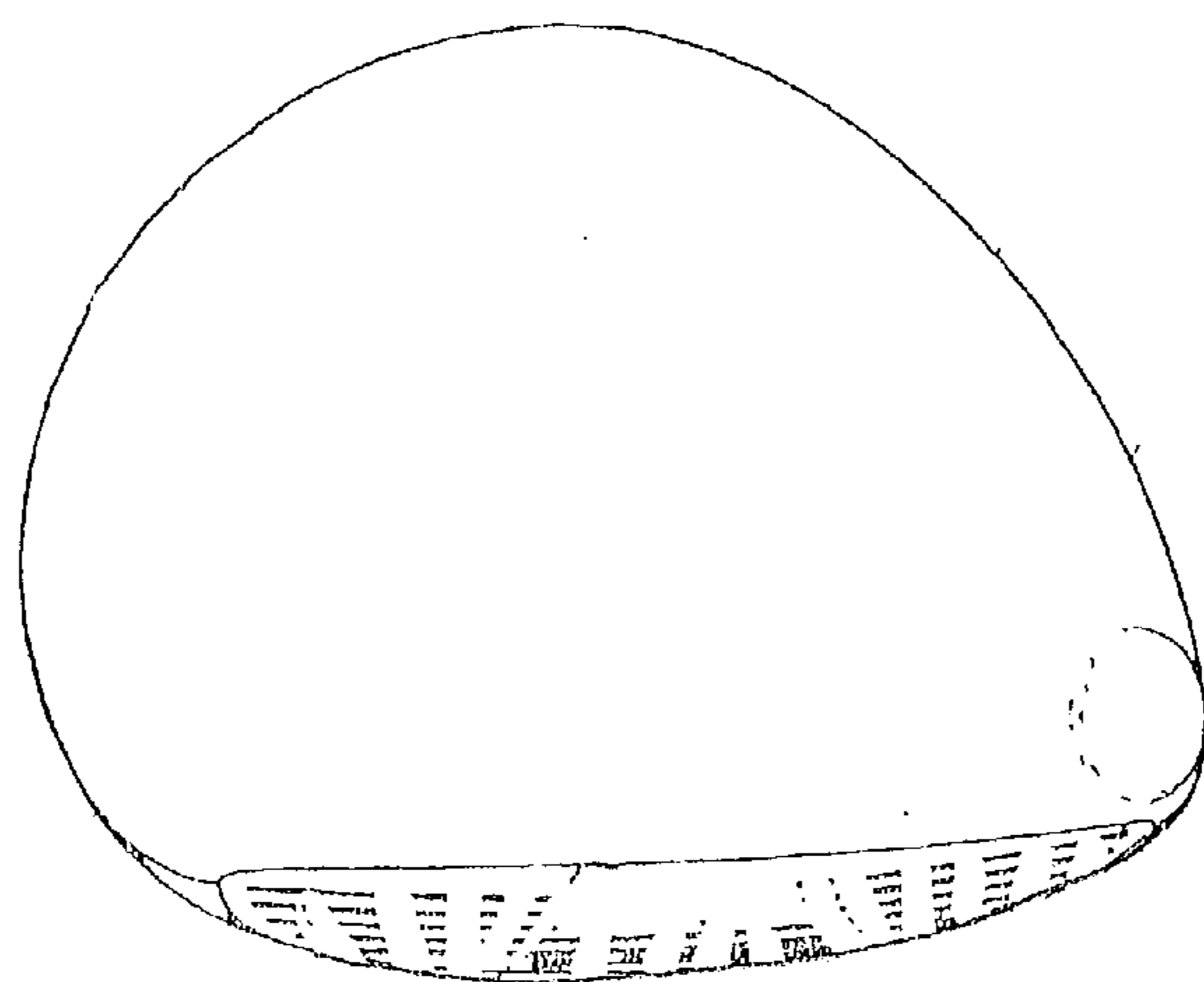


FIG. 2

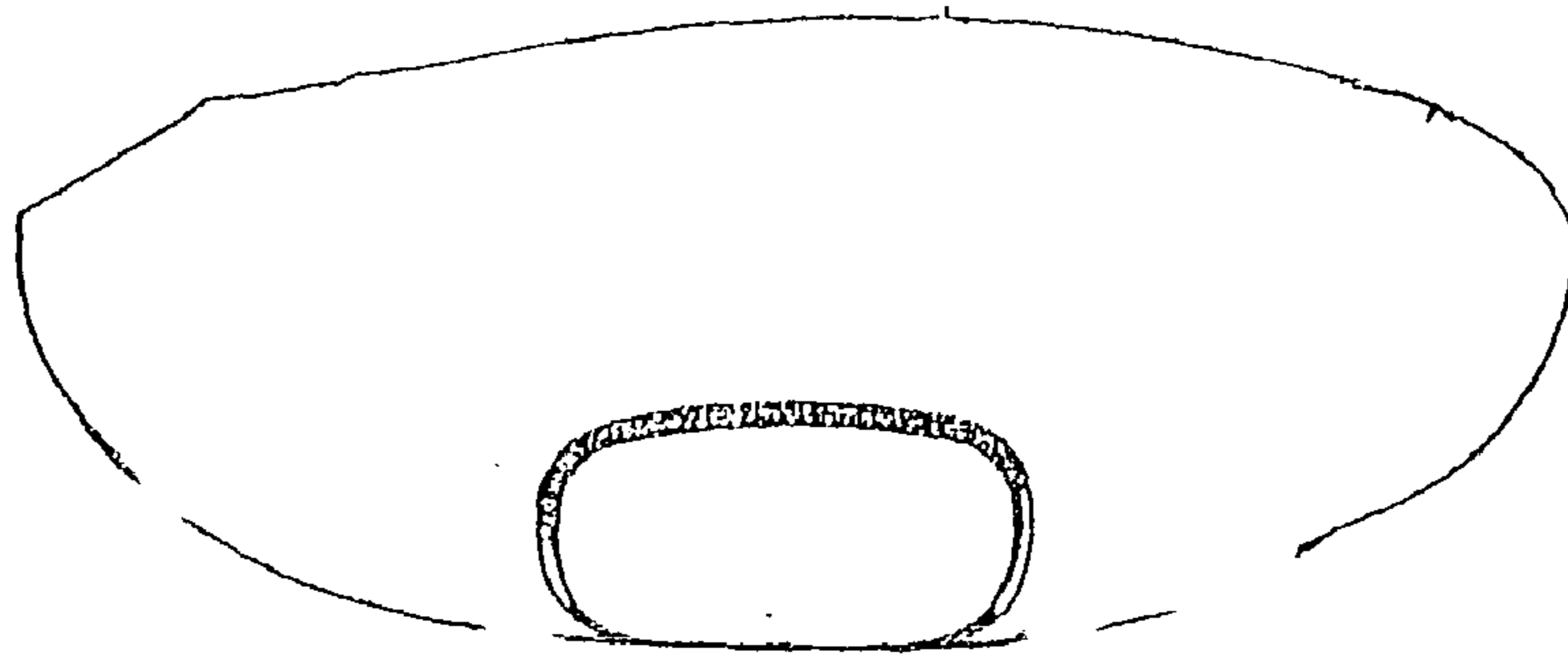


FIG. 3




FIG. 4




FIG. 5




FIG. 6