



US00D530370S

(12) **United States Design Patent**
Siegel

(10) **Patent No.:** **US D530,370 S**

(45) **Date of Patent:** **** Oct. 17, 2006**

(54) **NON-SPILL PAINT CUP**

(75) Inventor: **Lee M. Siegel**, Mt. Laurel, NJ (US)

(73) Assignee: **CRI2000, LP**, San Diego, CA (US)

(**) Term: **14 Years**

(21) Appl. No.: **29/215,253**

(22) Filed: **Oct. 15, 2004**

(51) **LOC (8) Cl.** **19-06**

(52) **U.S. Cl.** **D19/35; D9/435; D9/503**

(58) **Field of Classification Search** D7/392.1;
D9/420, 424, 425, 428, 435, 436, 449, 454,
D9/500, 503; D19/35, 36; 220/23.83, 259.1,
220/780, 810, 837; 434/83, 103
See application file for complete search history.

(56) **References Cited**

U.S. PATENT DOCUMENTS

2,992,501	A	*	7/1961	Douglas	220/23.8
4,493,432	A	*	1/1985	Smith	220/270
D306,408	S	*	3/1990	Umbeck	D9/428
D313,353	S	*	1/1991	Hart et al.	D9/428
D321,477	S	*	11/1991	Gunter	D9/503

5,132,668	A	*	7/1992	Lee	340/584
D359,234	S	*	6/1995	Amin	D9/428
6,641,103	B1	*	11/2003	Mezes	248/311.2
D496,753	S	*	9/2004	Thornell et al.	D27/105
D502,398	S	*	3/2005	Leonzo et al.	D9/503
D502,873	S	*	3/2005	Capece et al.	D9/447

* cited by examiner

Primary Examiner—Elizabeth A. Albert

(74) *Attorney, Agent, or Firm*—Norman E. Lehrer

(57) **CLAIM**

The ornamental design for a “non-spill paint cup,” as shown and described.

DESCRIPTION

FIG. 1 is a top front perspective view of a “non-spill paint cup” showing my new design;
FIG. 2 is a front elevational view thereof;
FIG. 3 is a top plan view thereof;
FIG. 4 is a right side elevational view, the left side being the mirror image thereof;
FIG. 5 is a rear elevational view thereof; and,
FIG. 6 is a bottom plan view.

1 Claim, 2 Drawing Sheets




Fig. 1




Fig. 2

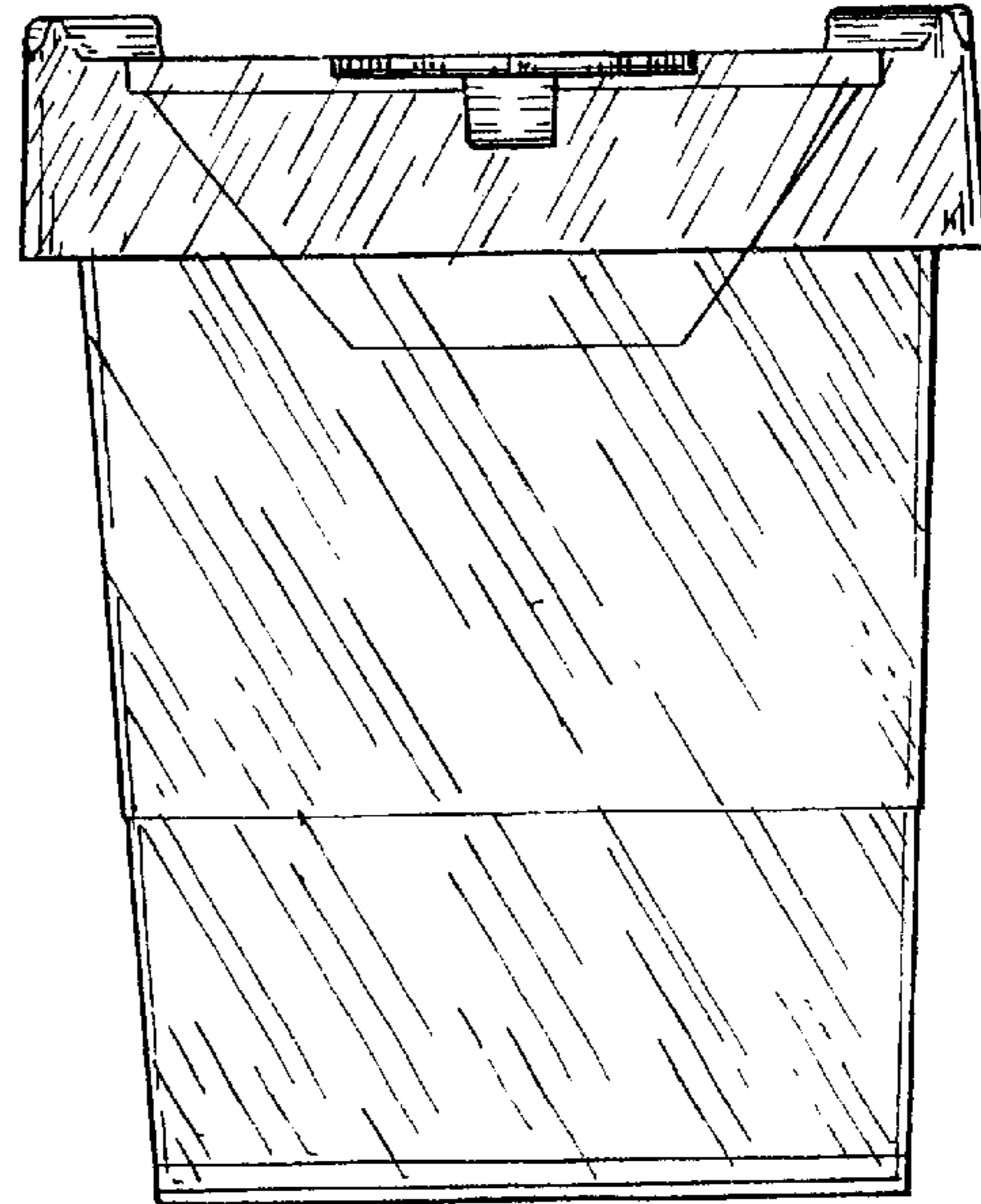


Fig. 3

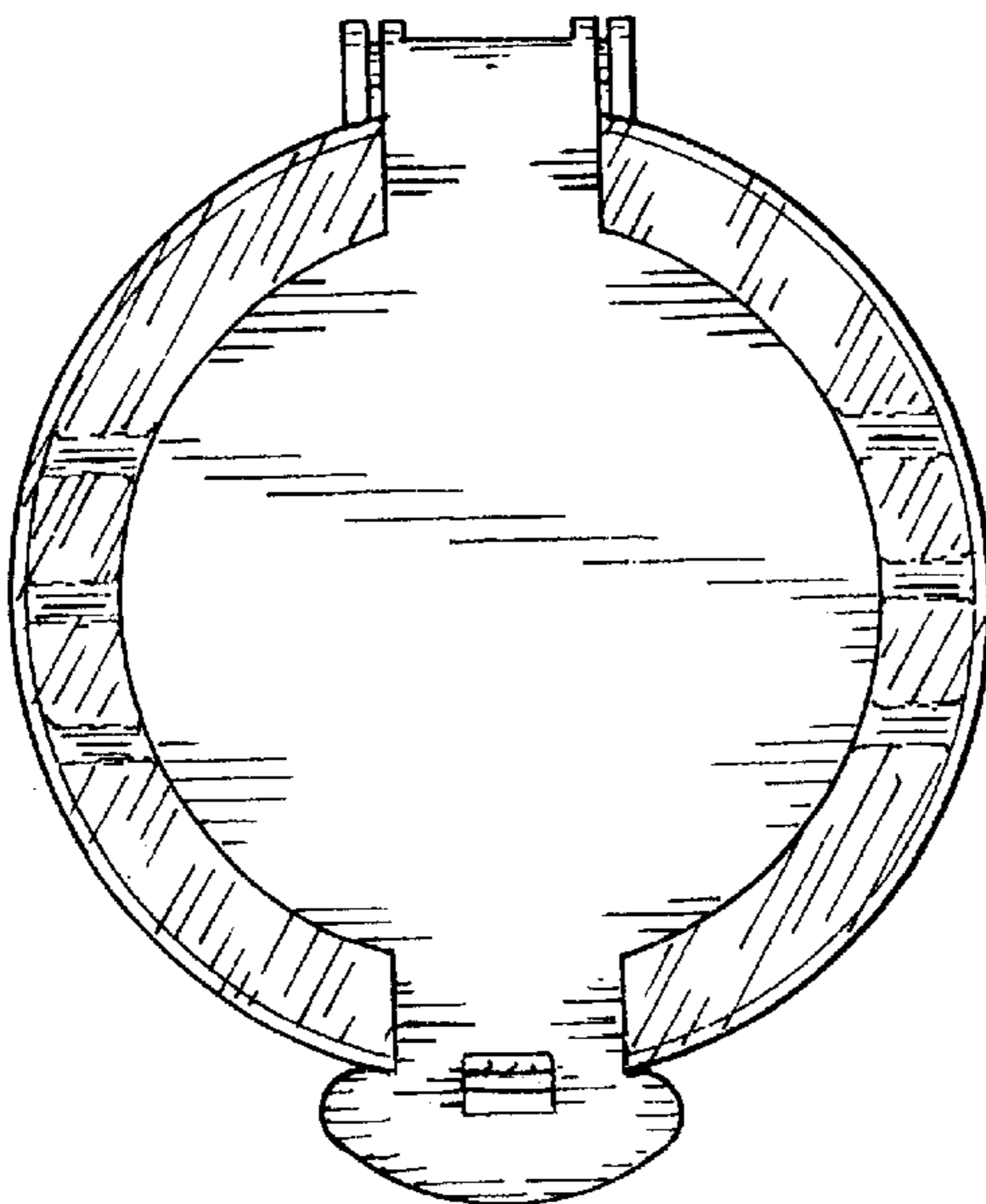


Fig. 4

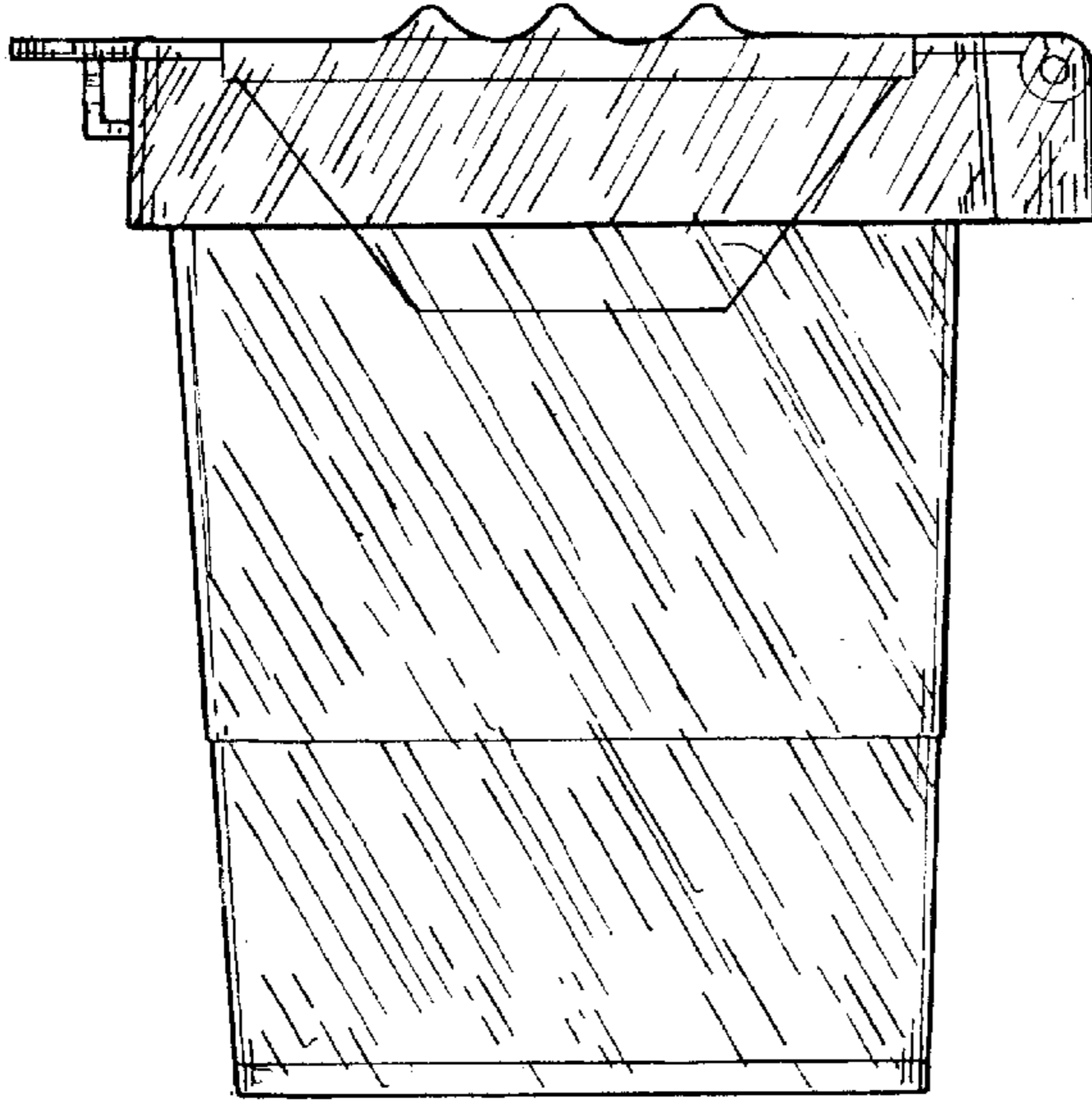


Fig. 5

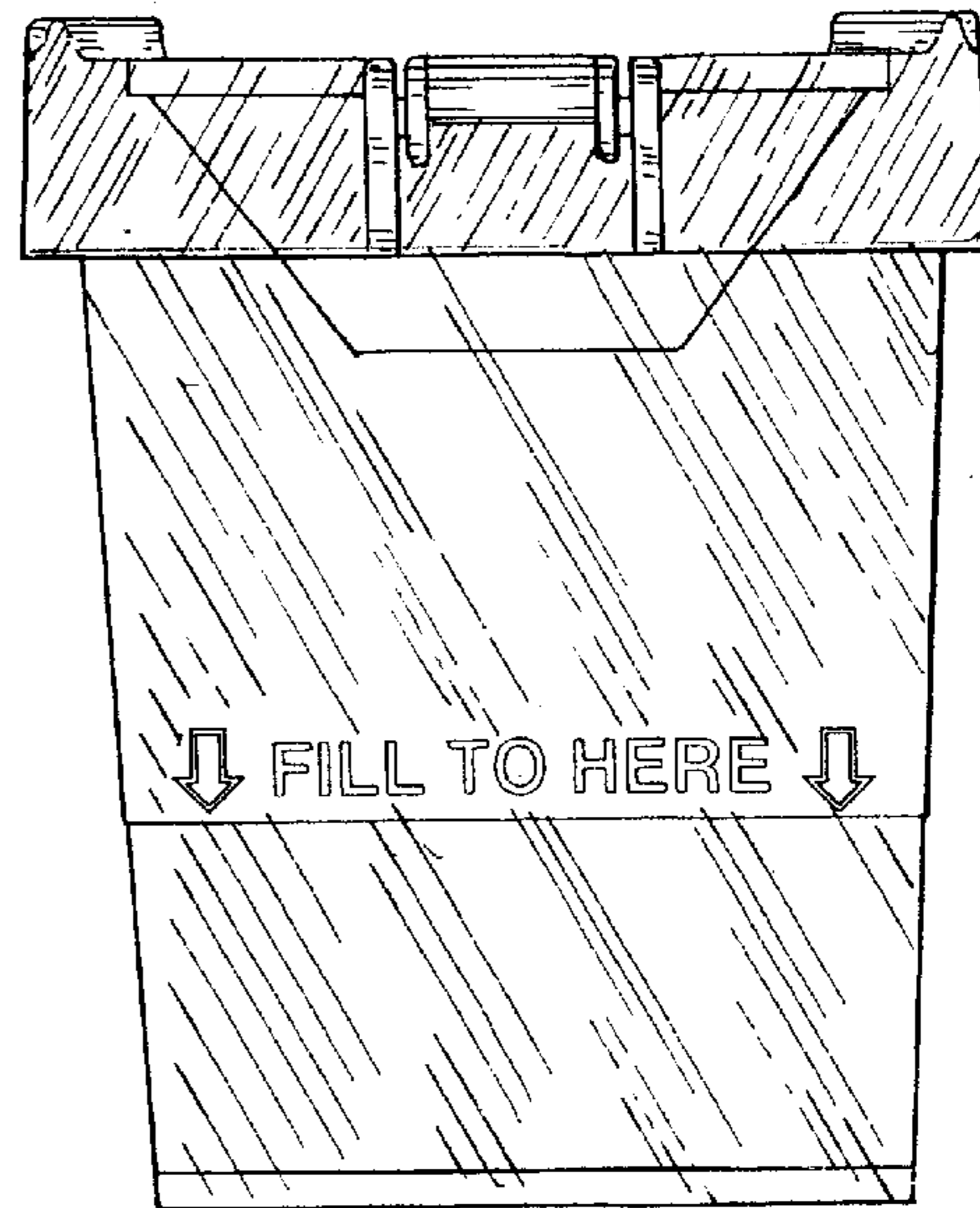


Fig. 6

