



US00D530338S

(12) **United States Design Patent** (10) **Patent No.:** **US D530,338 S**
Winjum et al. (45) **Date of Patent:** **** Oct. 17, 2006**

- (54) **IMAGE FOR A PORTION OF A DISPLAY SCREEN**
- (75) Inventors: **Randall K. Winjum**, Vashon, WA (US); **Charles Cummins**, Seattle, WA (US); **Charles W. Stabb**, Seattle, WA (US); **Jan T. Miksovsky**, Seattle, WA (US); **Vincent L. Paceri**, Redmond, WA (US)
- (73) Assignee: **Microsoft Corporation**, Redmond, WA (US)
- (**) Term: **14 Years**
- (21) Appl. No.: **29/228,372**
- (22) Filed: **Apr. 22, 2005**
- (51) **LOC (8) Cl.** **14-04**
- (52) **U.S. Cl.** **D14/485**
- (58) **Field of Classification Search** 715/500.1, 715/501.1, 526, 530-31, 539, 708, 711, 717, 715/723, 726, 733, 738, 753, 762, 763-4, 715/767-69, 778-82, 788, 790, 793-94, 715/797-8, 802-10, 835-40, 848-856, 862-63, 715/976, 978; 345/757, 782, 848, 852, 850, 345/809, 837, 798, 752, 163, 156, 537, 474, 345/836, 419, 649, 656, 659, 426, 427, 582, 345/428, 440, 660, 634, 902, 418, 629; D14/485-94; D18/24-33; D20/40, 11; D19/6; D21/324-33; 434/43, 38; 382/305; 400/76; 710/5, 73; 707/102, 707/2; 463/32, 16; 717/170; 705/26, 27
 See application file for complete search history.

6,023,272	A	*	2/2000	Malamud et al.	715/779
6,072,489	A	*	6/2000	Gough et al.	715/803
6,118,445	A	*	9/2000	Nonomura et al.	715/723
6,166,738	A	*	12/2000	Robertson et al.	715/839
6,229,542	B1	*	5/2001	Miller	715/782
D443,597	S	*	6/2001	Coleman	D14/486
6,300,951	B1	*	10/2001	Filetto et al.	715/797
6,353,446	B1	*	3/2002	Vaughn et al.	715/733
6,396,487	B1	*	5/2002	Jameson	715/788
D462,076	S	*	8/2002	Robbin et al.	D14/486
D472,244	S	*	3/2003	Wasko	D14/486
D473,236	S	*	4/2003	Robbin et al.	D14/486
D474,196	S	*	5/2003	Tyburski	D14/486
D478,334	S	*	8/2003	Wasko et al.	D14/486
6,738,049	B1	*	5/2004	Kiser et al.	345/173
6,918,093	B1	*	7/2005	Broussard	715/781
2002/0036662	A1	*	3/2002	Gauthier et al.	345/835
2002/0101453	A1	*	8/2002	Nixon et al.	345/810
2002/0122071	A1	*	9/2002	Camara et al.	345/810
2002/0147750	A1	*	10/2002	Kumhyr et al.	707/530
2002/0171690	A1	*	11/2002	Fox et al.	345/862
2002/0180791	A1	*	12/2002	Broussard	345/763
2003/0001890	A1	*	1/2003	Brin	345/753
2003/0071852	A1	*	4/2003	Stimac	345/810
2003/0117446	A1	*	6/2003	Esposito-Ross et al.	345/810
2003/0142141	A1	*	7/2003	Brown et al.	345/805

* cited by examiner

Primary Examiner—M. H. Tung
Assistant Examiner—Susan Moon Lee
 (74) *Attorney, Agent, or Firm*—Banner & Witcoff, Ltd.

(57) **CLAIM**

The ornamental design for an image for a portion of a display screen, as shown and described.

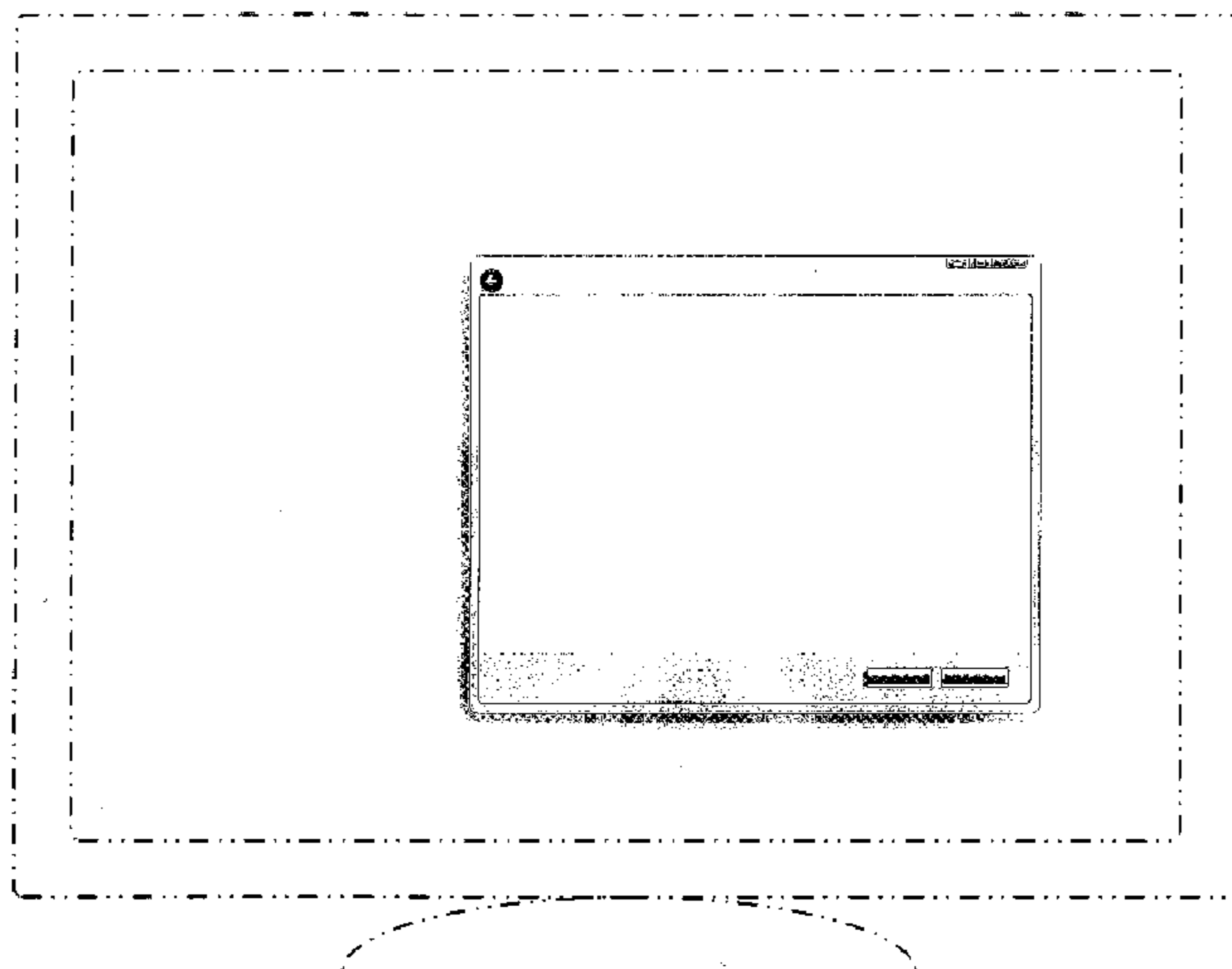
DESCRIPTION

FIG. 1 is a front view of an image for a portion of a display screen showing a first embodiment of our new design; and, FIG. 2 is a front view of an image for a portion of a display screen showing a second embodiment of our new design. The broken line showing the display screen is for illustrative purposes only and forms no part of the claimed design.

1 Claim, 2 Drawing Sheets

(56) **References Cited**
 U.S. PATENT DOCUMENTS

5,157,768	A	*	10/1992	Hoeber et al.	715/711
5,265,202	A	*	11/1993	Krueger et al.	715/797
5,481,735	A	*	1/1996	Mortensen et al.	709/246
5,491,784	A	*	2/1996	Douglas et al.	715/810
5,684,952	A	*	11/1997	Stein	709/221
5,754,176	A	*	5/1998	Crawford	715/711
5,963,207	A	*	10/1999	Brewer et al.	715/810






FIG. 1

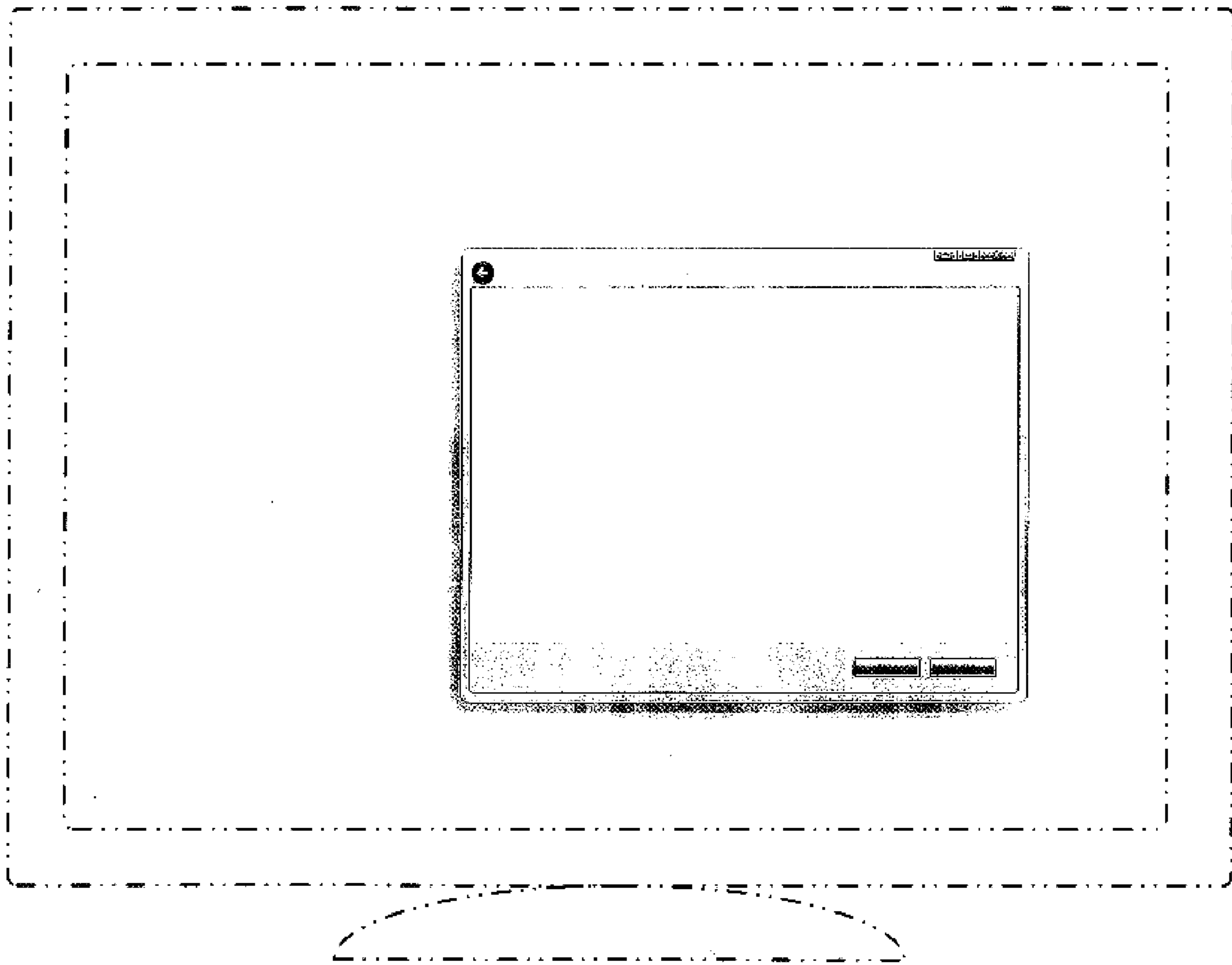


FIG. 2

UNITED STATES PATENT AND TRADEMARK OFFICE
CERTIFICATE OF CORRECTION

PATENT NO. : Des. 530,338 S
APPLICATION NO. : 29/228372
DATED : October 17, 2006
INVENTOR(S) : Winjum et al.

Page 1 of 4

It is certified that error appears in the above-identified patent and that said Letters Patent is hereby corrected as shown below:

Delete Title page illustrating figure, and substitute therefor, new Title page illustrating figure. (attached)

Delete drawing figures 1-2, and substitute therefor drawing figures 1-2, as shown on the attached sheets.

Signed and Sealed this

Twenty-third Day of January, 2007

A handwritten signature in black ink on a dotted background. The signature reads "Jon W. Dudas" in a cursive style.

JON W. DUDAS

Director of the United States Patent and Trademark Office

(12) **United States Design Patent** (10) Patent No.: **US D530,338 S**
 Winjum et al. (45) Date of Patent: **** Oct. 17, 2006**

(54) **IMAGE FOR A PORTION OF A DISPLAY SCREEN**

(75) Inventors: **Randall K. Winjum, Vashon, WA (US); Charles Cummins, Seattle, WA (US); Charles W. Stebb, Seattle, WA (US); Jan T. Mikovsky, Seattle, WA (US); Vincent L. Paceri, Redmond, WA (US)**

(73) Assignee: **Microsoft Corporation, Redmond, WA (US)**

(**) Term: **14 Years**

(21) Appl. No.: **29/228,372**

(22) Filed: **Apr. 22, 2005**

(51) **LOC (8) Cl.** 14-04

(52) **U.S. Cl.** D14/485

(58) **Field of Classification Search** 715/500.1, 715/501.1, 526, 530-31, 539, 708, 711, 717, 715/723, 726, 733, 738, 753, 762, 763-4, 715/767-69, 778-82, 788, 790, 793-94, 715/797-8, 802-10, 835-40, 848-856, 862-63, 715/976, 978; 345/757, 782, 848, 852, 850, 345/809, 837, 798, 752, 163, 156, 537, 474, 345/836, 419, 649, 656, 659, 426, 427, 582, 345/428, 440, 660, 634, 902, 418, 629; D14/485-94; D18/24-33; D20/40, 11; D19/6; D21/324-33; 434/43, 38; 382/305; 400/76; 710/5, 73; 707/102, 707/2; 463/32, 16; 717/170; 705/26, 27
 See application file for complete search history.

6,023,272 A *	2/2000	Malamud et al.	715/779
6,072,489 A *	6/2000	Gough et al.	715/803
6,118,445 A *	9/2000	Nonomura et al.	715/723
6,166,738 A *	12/2000	Robertson et al.	715/839
6,229,542 B1 *	5/2001	Miller	715/782
D443,597 S *	6/2001	Coleman	D14/486
6,300,951 B1 *	10/2001	Filotto et al.	715/797
6,353,446 B1 *	3/2002	Vaughn et al.	715/733
6,396,487 B1 *	5/2002	Jameson	715/788
D462,076 S *	8/2002	Robbin et al.	D14/486
D472,244 S *	3/2003	Wasko	D14/486
D473,236 S *	4/2003	Robbin et al.	D14/486
D474,196 S *	5/2003	Tyburki	D14/486
D478,334 S *	8/2003	Wasko et al.	D14/486
6,738,049 B1 *	5/2004	Klaer et al.	345/173
6,918,093 B1 *	7/2005	Broussard	715/781
2002/0036662 A1 *	3/2002	Gauthier et al.	345/835
2002/0101453 A1 *	8/2002	Nixon et al.	345/810
2002/0122071 A1 *	9/2002	Camara et al.	345/810
2002/0147750 A1 *	10/2002	Kumbyr et al.	707/530
2002/0171690 A1 *	11/2002	Fox et al.	345/862
2002/0180791 A1 *	12/2002	Broussard	345/763
2003/0001890 A1 *	1/2003	Brin	345/753
2003/0071852 A1 *	4/2003	Stimac	345/810
2003/0117446 A1 *	6/2003	Esposito-Ross et al.	345/810
2003/0142141 A1 *	7/2003	Brown et al.	345/805

* cited by examiner

Primary Examiner—M. H. Tung
Assistant Examiner—Susan Moon Lee
 (74) *Attorney, Agent, or Firm*—Banner & Witcoff, Ltd.

(57) **CLAIM**

The ornamental design for an image for a portion of a display screen, as shown and described.

DESCRIPTION


FIG. 1 is a front view of an image for a portion of a display screen showing a first embodiment of our new design, and, FIG. 2 is a front view of an image for a portion of a display screen showing a second embodiment of our new design. The broken line showing the display screen is for illustrative purposes only and forms no part of the claimed design.

1 Claim, 2 Drawing Sheets

(56) **References Cited**

U.S. PATENT DOCUMENTS

5,157,768 A *	10/1992	Hoerber et al.	715/711
5,265,202 A *	11/1993	Krueger et al.	715/797
5,481,735 A *	1/1996	Mortensen et al.	709/246
5,491,784 A *	2/1996	Douglas et al.	715/810
5,684,952 A *	11/1997	Stein	709/221
5,754,176 A *	5/1998	Crawford	715/711
5,963,207 A *	10/1999	Brewer et al.	715/810






FIG. 1

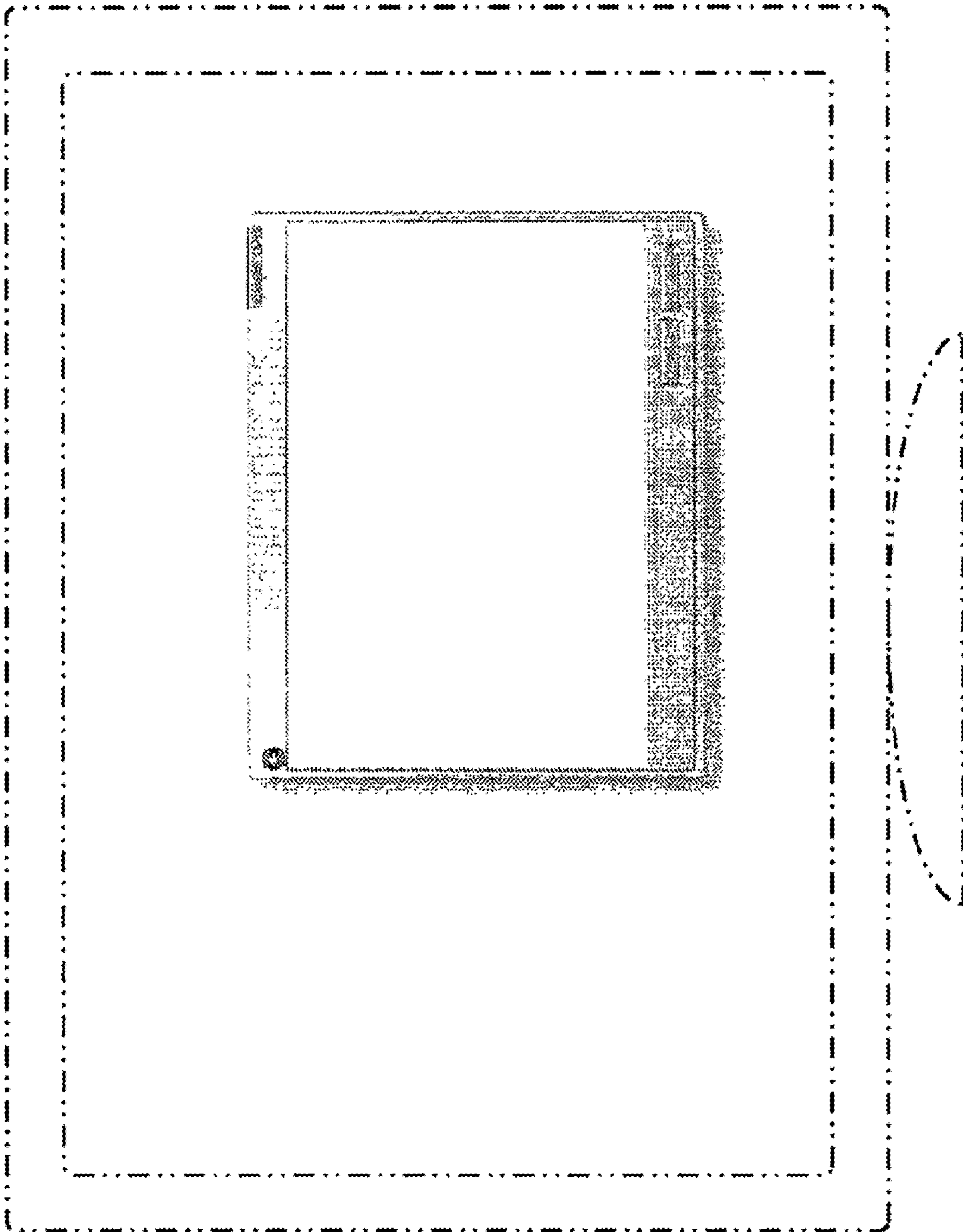


FIG. 2