

US00D530323S

(12) **United States Design Patent**
Hsu

(10) **Patent No.:** **US D530,323 S**
(45) **Date of Patent:** **** Oct. 17, 2006**

(54) **EXTERNAL BOX OF A STORAGE DEVICE**

(75) Inventor: **Chun-Yu Hsu**, Chung Ho (TW)

(73) Assignee: **Jess-Link Products Co., Ltd.**, Taipei (TW)

(**) Term: **14 Years**

(21) Appl. No.: **29/233,530**

(22) Filed: **Jul. 7, 2005**

(51) **LOC (8) Cl.** **14-02**

(52) **U.S. Cl.** **D14/348**; D14/368

(58) **Field of Classification Search** D14/300-302,
D14/308, 349, 310-314, 348, 351-359, 433,
D14/140.3, 362-368; D13/162, 163, 184,
D13/199; 312/223.1-223.3; 360/99.01-99.12;
361/685, 726; 369/34.01, 36.01
See application file for complete search history.

(56) **References Cited**

U.S. PATENT DOCUMENTS

5,130,891 A * 7/1992 Christie 361/726
D358,138 S * 5/1995 Koyanagi et al. D14/368

D422,574 S * 4/2000 Fujii et al. D14/368
D427,193 S * 6/2000 Fedele D14/348
D491,940 S * 6/2004 Narita D14/368
6,891,721 B1 * 5/2005 Huang 361/685
2005/0041387 A1 * 2/2005 Lee 361/685

* cited by examiner

Primary Examiner—Freda S. Nunn

(74) *Attorney, Agent, or Firm*—Rosenberg, Klein & Lee


(57) **CLAIM**

The ornamental design for an external box of a storage device, as shown and described.

DESCRIPTION

FIG. 1 is a perspective view of an external box of a storage device showing my new design;
FIG. 2 is a front view thereof;
FIG. 3 is a rear view thereof;
FIG. 4 is a left side view thereof;
FIG. 5 is a right side view thereof;
FIG. 6 is a top view thereof; and,
FIG. 7 is a bottom view thereof.

1 Claim, 5 Drawing Sheets



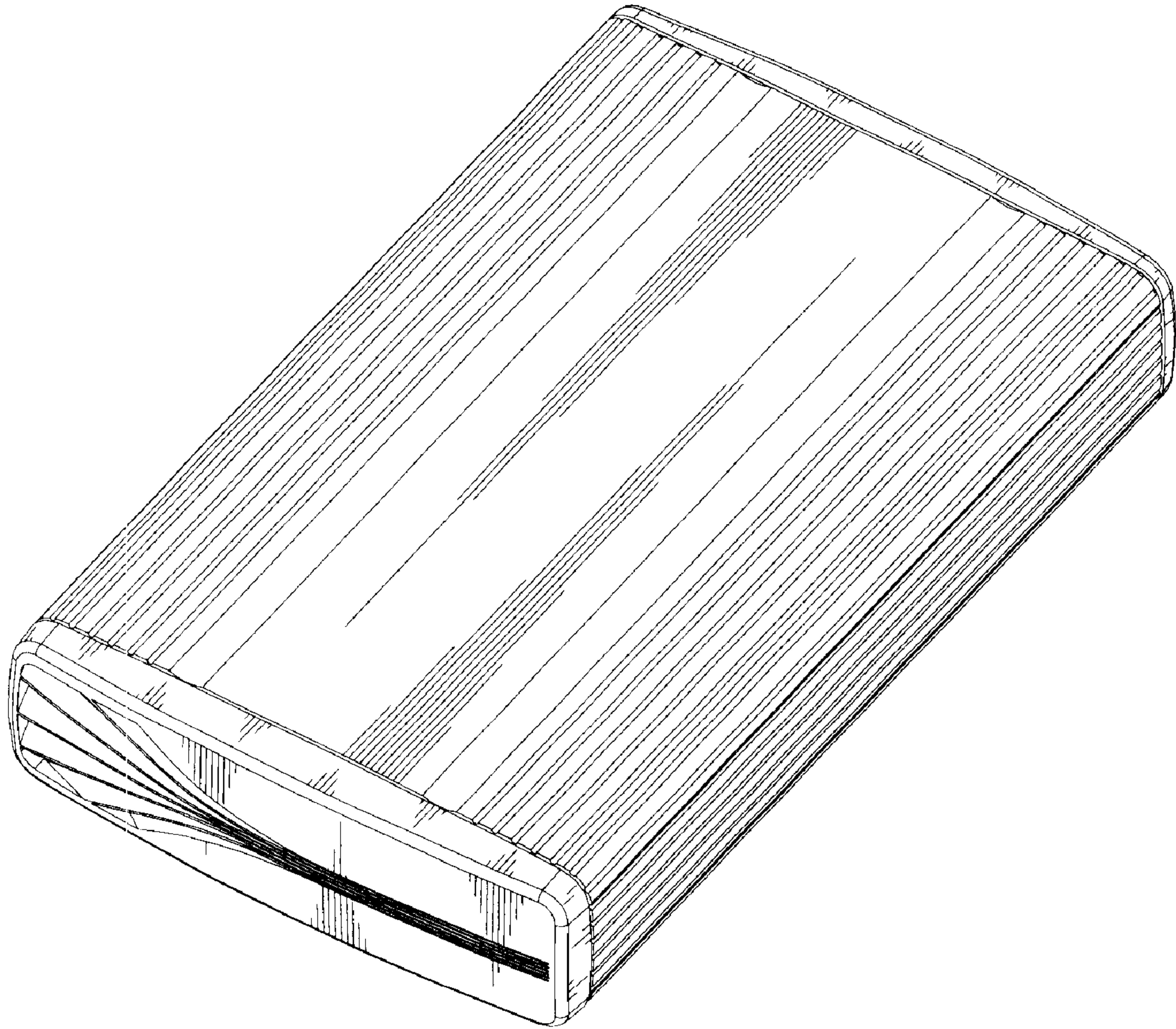


FIG 1

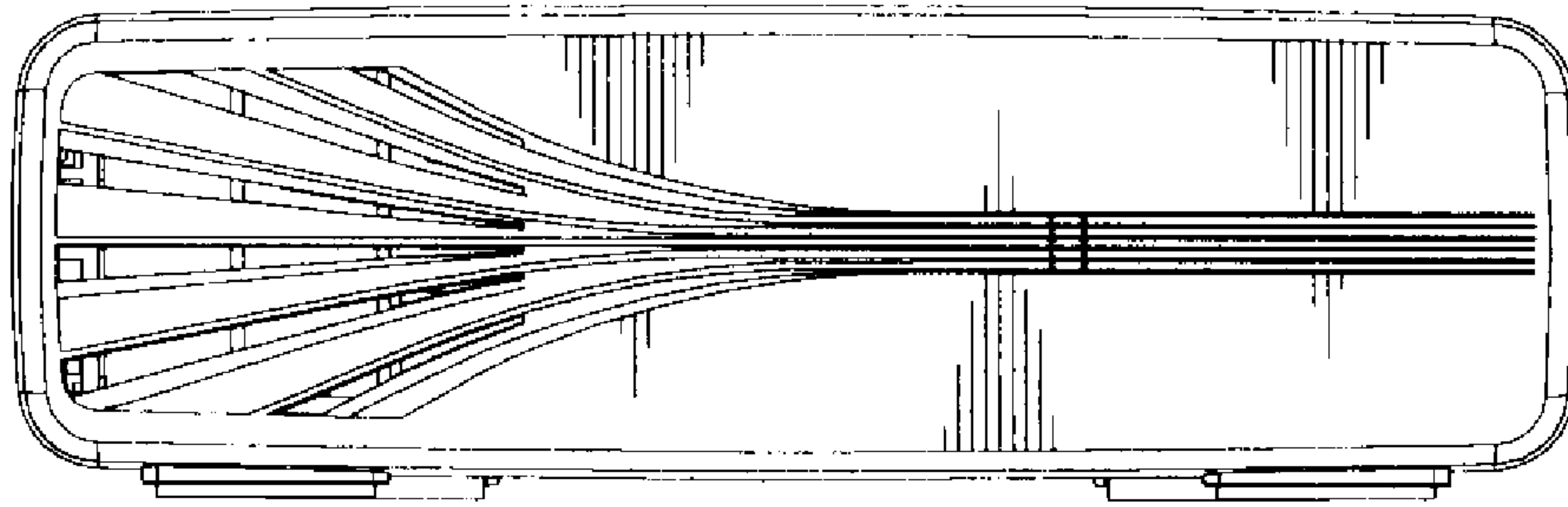


FIG 2

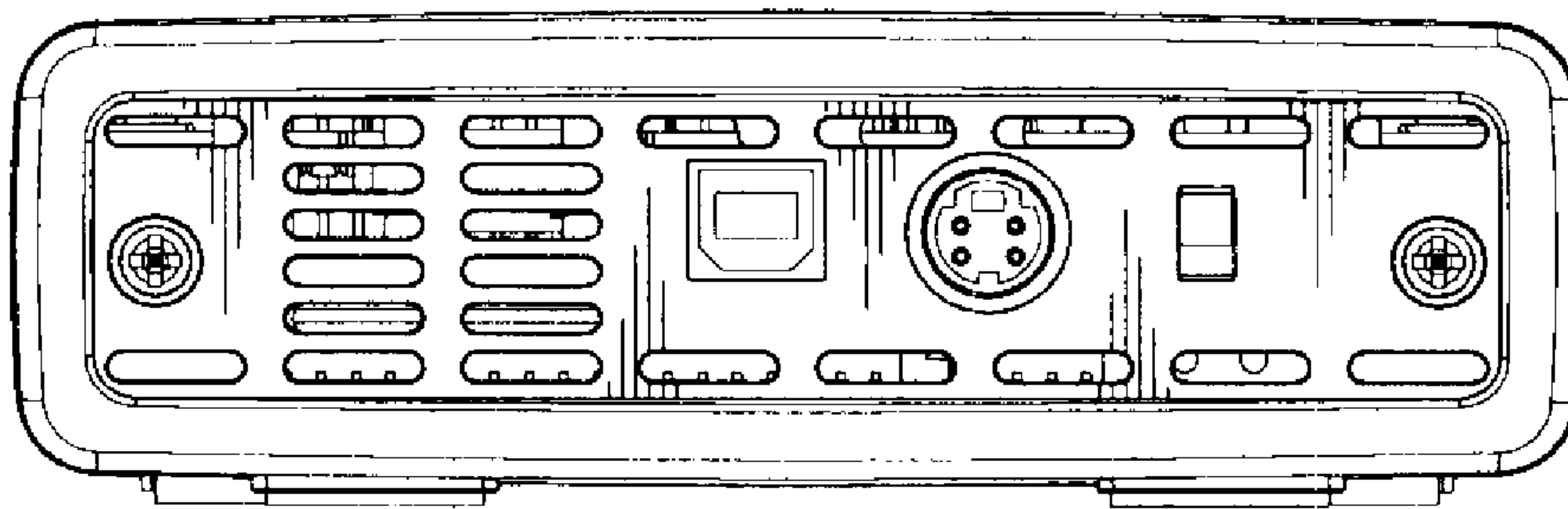


FIG 3




FIG 4




FIG 5




FIG 6




FIG 7