



US00D530322S

(12) **United States Design Patent**
Rak et al.

(10) **Patent No.: US D530,322 S**

(45) **Date of Patent: ** *Oct. 17, 2006**

(54) **HANDHELD ELECTRONIC DEVICE**

(75) Inventors: **Roman P. Rak**, Waterloo (CA); **Frank Tyneski**, Kitchener (CA)

(73) Assignee: **Research In Motion Limited**, Ontario (CA)

(*) Notice: This patent is subject to a terminal disclaimer.

(**) Term: **14 Years**

(21) Appl. No.: **29/228,963**

(22) Filed: **Apr. 29, 2005**

(51) **LOC (8) Cl.** **14-02**

(52) **U.S. Cl.** **D14/346**

(58) **Field of Classification Search** D14/341-346,
D14/138, 374; D18/1, 2, 7, 11; 235/145 A,
235/145 R; 341/22, 23; 345/156, 168, 169,
345/172, 173; 349/12; 361/680-686; 178/18.03;
400/486; D21/329

See application file for complete search history.

(56) **References Cited**

U.S. PATENT DOCUMENTS

D453,158 S * 1/2002 Chen D14/374

D479,233 S * 9/2003 Griffin D14/346
D490,119 S * 5/2004 Griffin et al. D21/329
D492,305 S * 6/2004 Choi et al. D14/346
2003/0107555 A1 * 6/2003 Williams 345/169
2004/0165924 A1 * 8/2004 Griffin 400/486

* cited by examiner

Primary Examiner—Freda S. Nunn

(74) *Attorney, Agent, or Firm*—Brij K. Agarwal; Eckert Seamans Cherin & Mellot, LLC

(57) **CLAIM**

The ornamental design for a handheld electronic device, as shown and described.

DESCRIPTION

FIG. 1 is a perspective view of a handheld electronic device depicting our new design;

FIG. 2 is another perspective view thereof;

FIG. 3 is a front elevational view thereof;

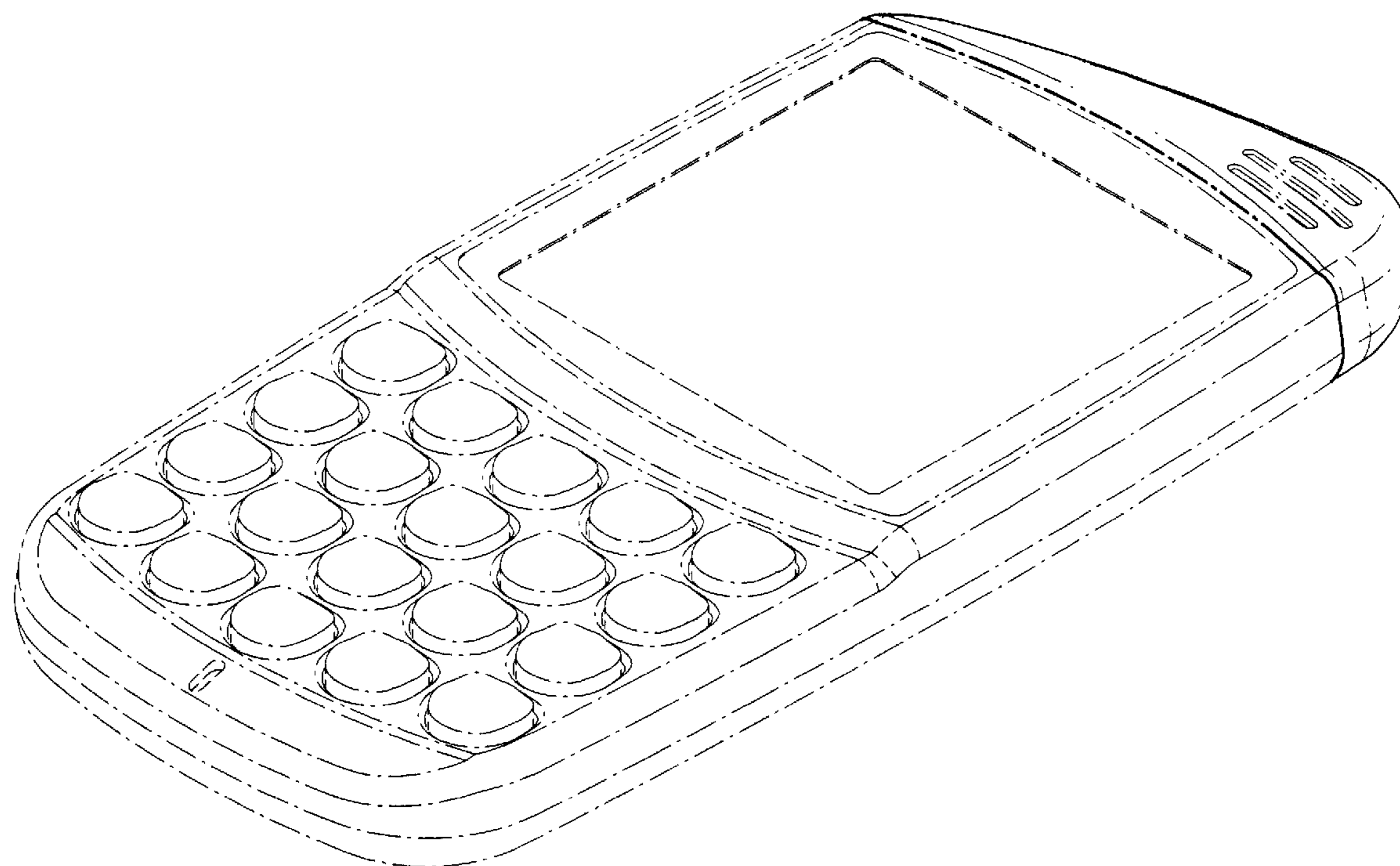
FIG. 4 is a left side elevational view thereof;

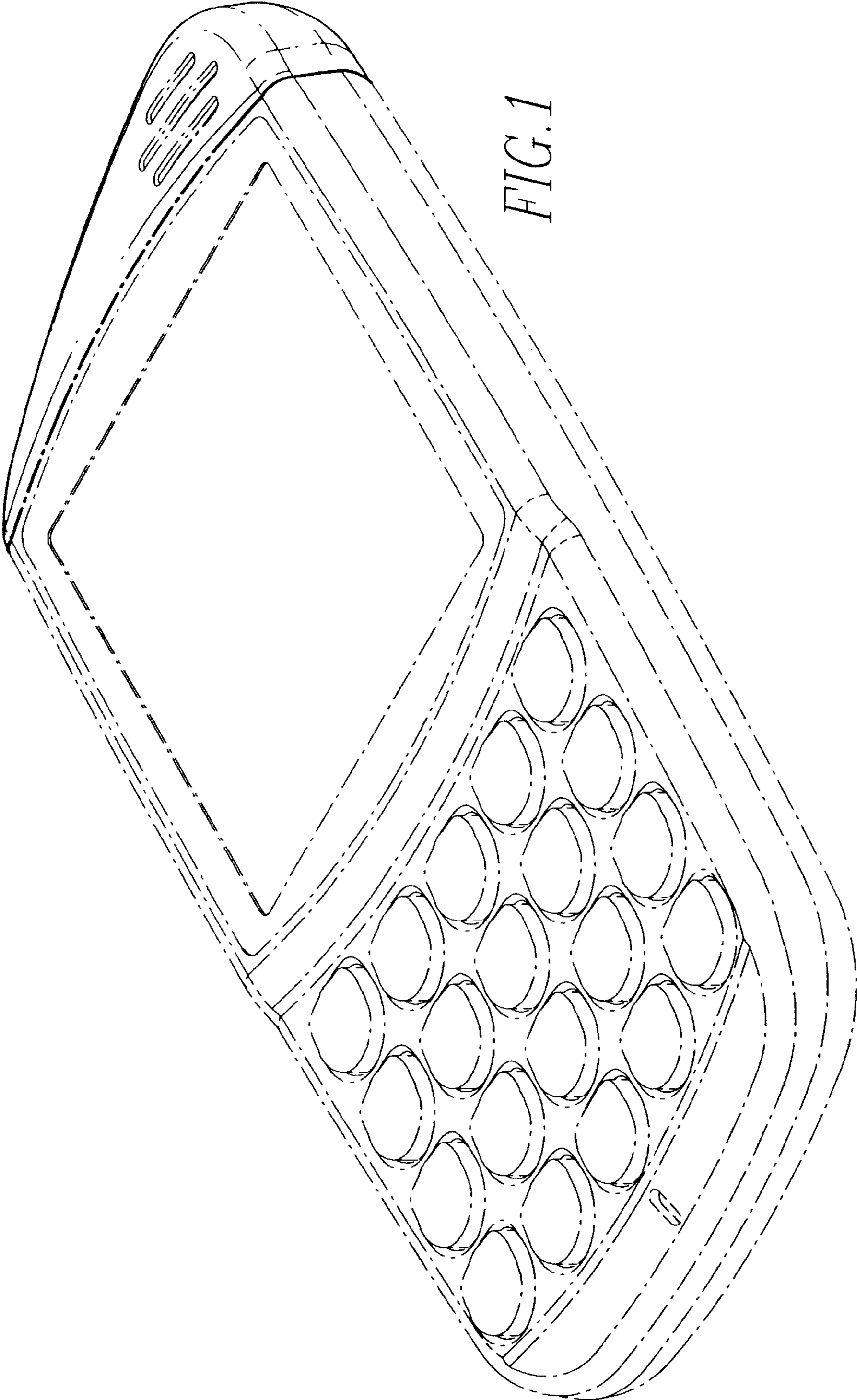
FIG. 5 is a right side elevational view thereof; and,

FIG. 6 is a top plan view thereof.

The broken lines shown in the drawings are for illustrative purposes only and form no part of the claimed design.

1 Claim, 5 Drawing Sheets





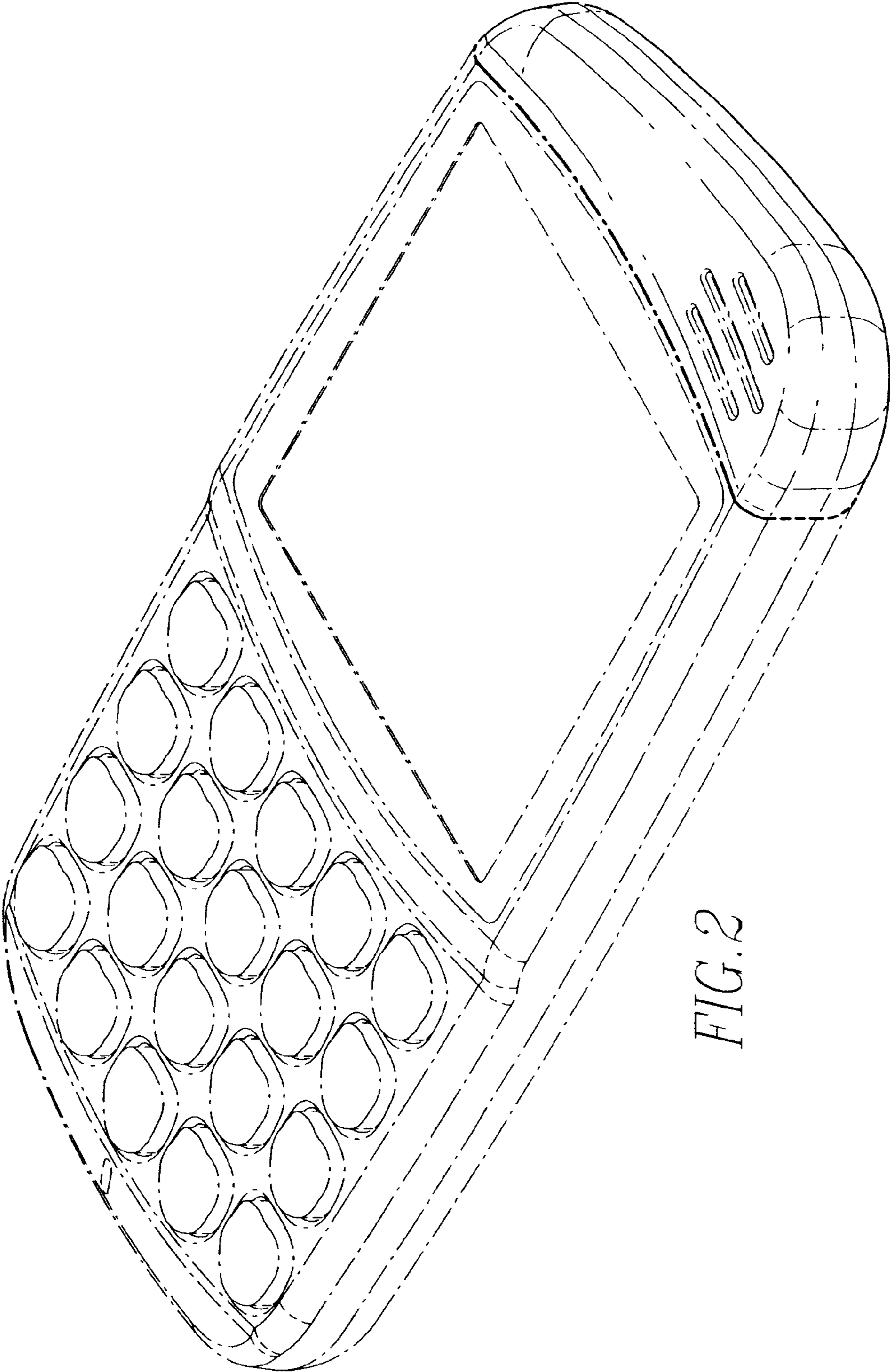


FIG. 2

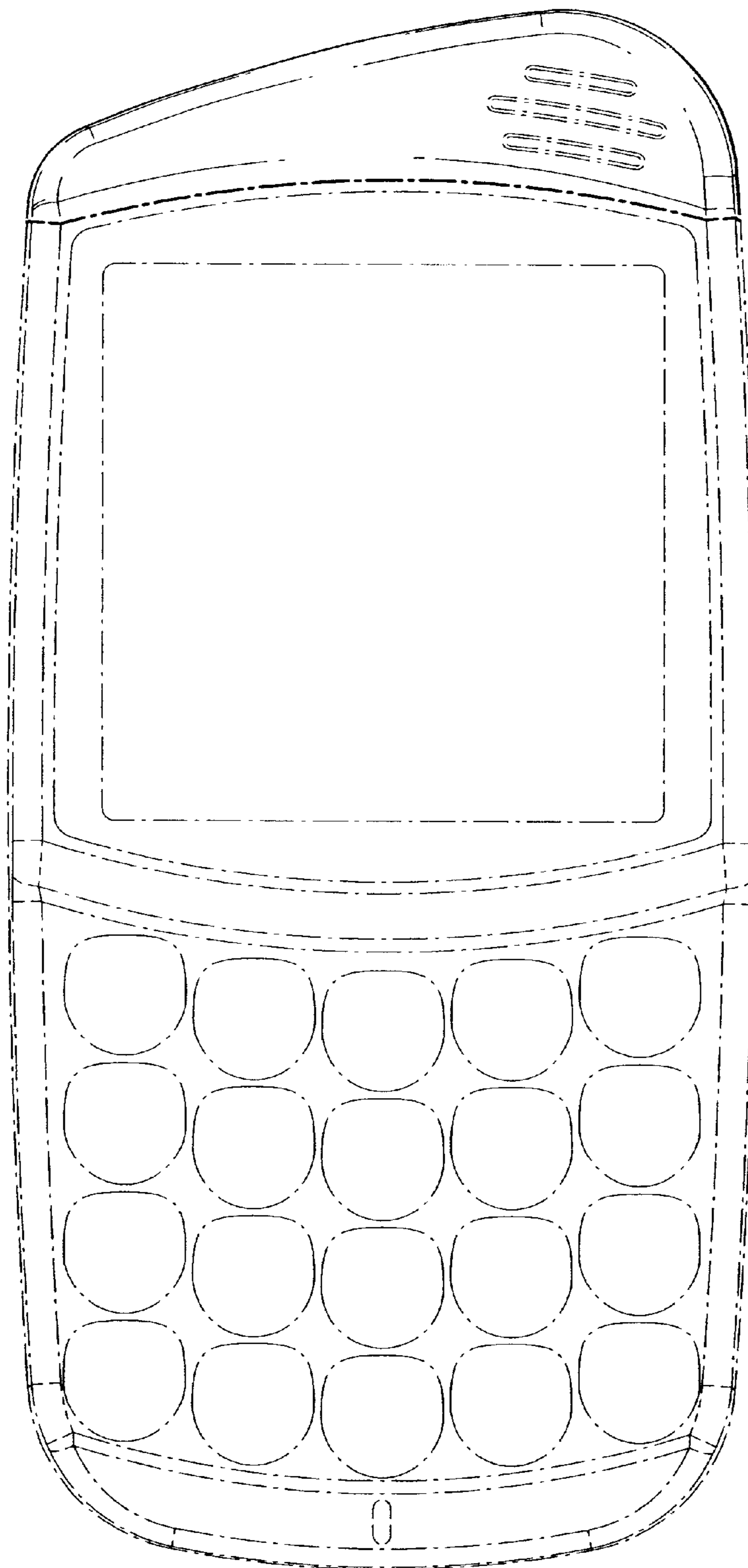


FIG. 3



FIG. 4




FIG. 5




FIG. 6