



US00D530321S

(12) **United States Design Patent**  
**Lin**

(10) **Patent No.:** **US D530,321 S**  
(45) **Date of Patent:** **\*\* Oct. 17, 2006**

(54) **NOTEBOOK PERSONAL COMPUTER**

(75) Inventor: **Ker-Wei Lin**, Taipei (TW)

(73) Assignee: **Acer, Inc.**, Taipei (TW)

(\*\*) Term: **14 Years**

(21) Appl. No.: **29/217,988**

(22) Filed: **Nov. 26, 2004**

(30) **Foreign Application Priority Data**

May 28, 2004 (TW) ..... 93303181

(51) **LOC (8) Cl.** ..... **14-02**

(52) **U.S. Cl.** ..... **D14/318**

(58) **Field of Classification Search** ..... D14/315-328;  
D18/1, 2, 7, 11; 235/145 A, 145 R; 341/22,  
341/23; 345/104, 156, 168, 169, 173; 361/680-686;  
400/486, 489  
See application file for complete search history.

(56) **References Cited**

**U.S. PATENT DOCUMENTS**

D431,559 S \* 10/2000 Morooka ..... D14/318  
6,205,021 B1 \* 3/2001 Klein et al. .... 361/683  
D479,840 S \* 9/2003 Lu ..... D14/318

D488,807 S \* 4/2004 Ogasawara ..... D14/318  
D490,806 S \* 6/2004 Wang et al. .... D14/318  
D494,581 S \* 8/2004 Araki ..... D14/318  
6,771,494 B1 \* 8/2004 Shimano ..... 361/681  
2004/0032708 A1 \* 2/2004 Lo ..... 361/681

\* cited by examiner

*Primary Examiner*—Freda S. Nunn

(74) *Attorney, Agent, or Firm*—Rosenberg, Klein & Lee

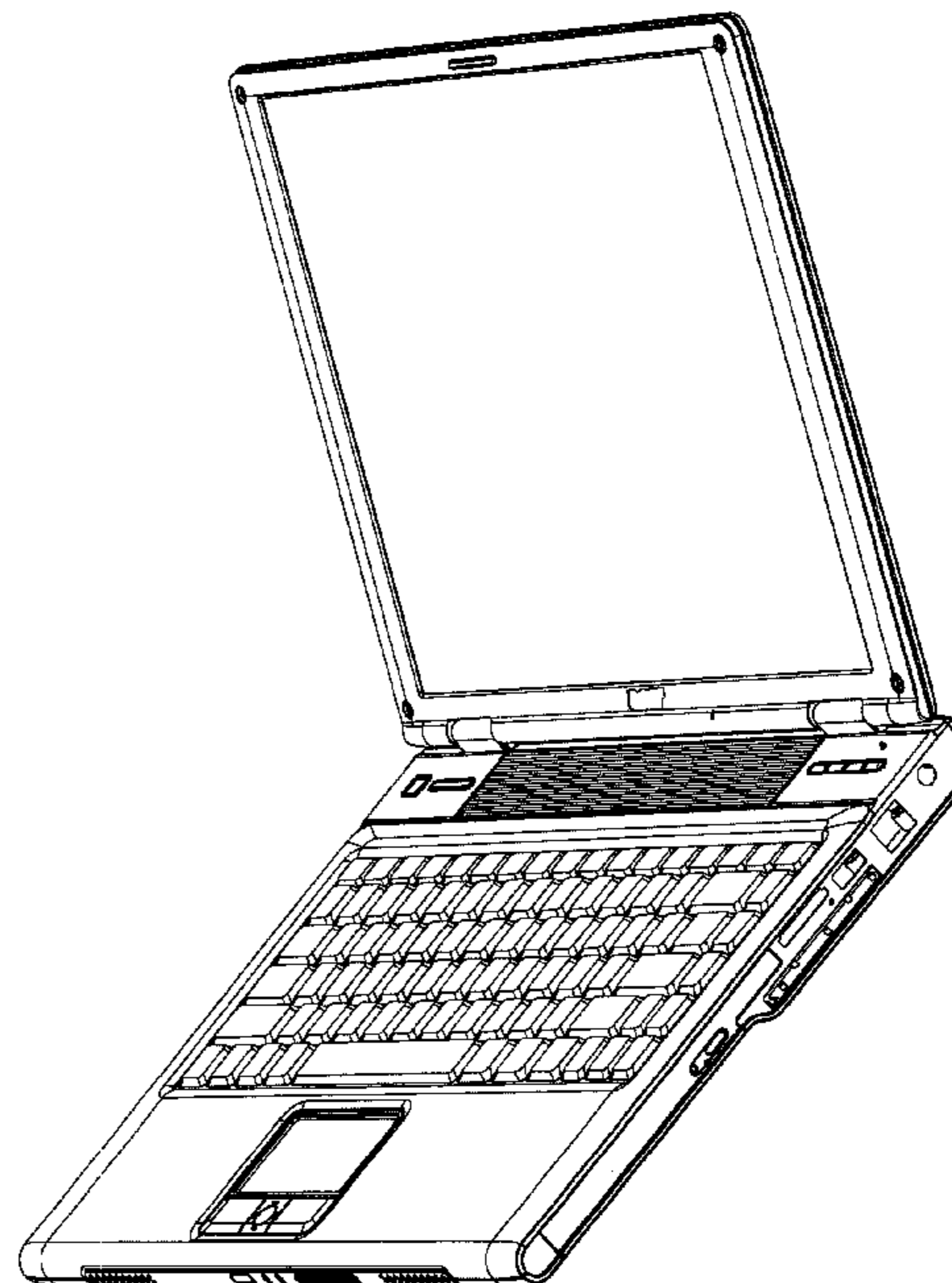
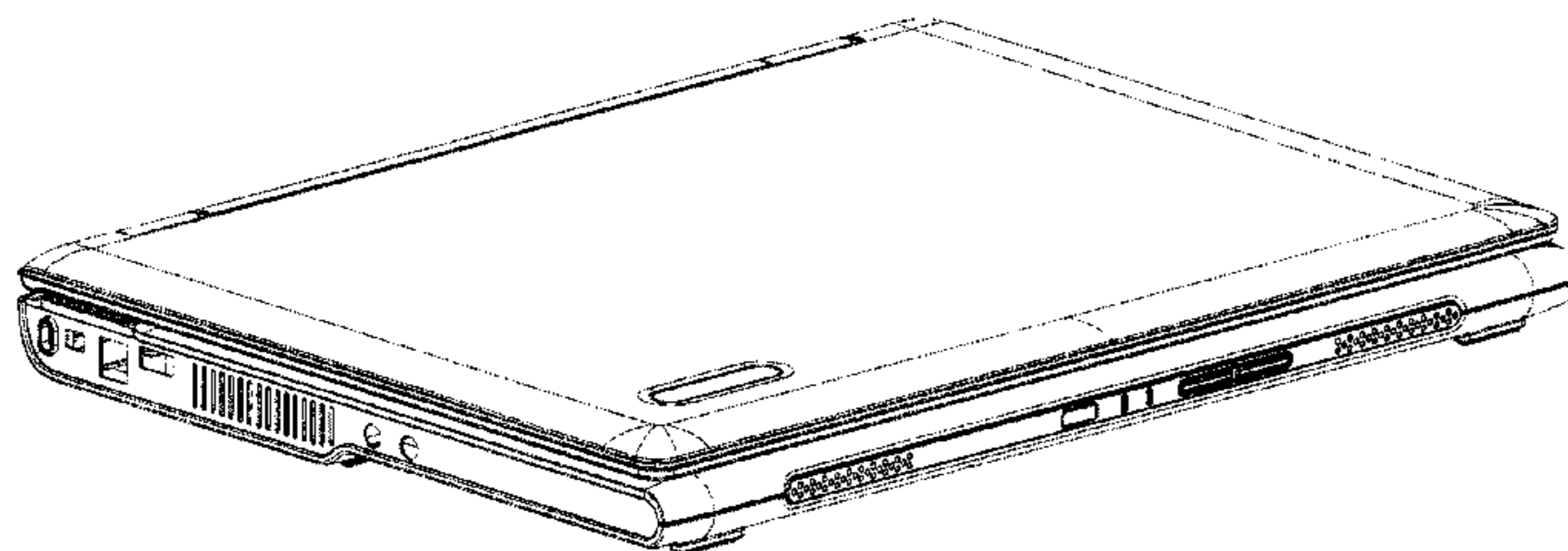
(57) **CLAIM**

The ornamental design for a “notebook personal computer,” as shown and described.

**DESCRIPTION**

FIG. 1 is a front perspective view of the notebook personal computer, showing my new design;  
FIG. 2 is a front view of the portable device;  
FIG. 3 is a back view of the portable device;  
FIG. 4 is a right side view of the portable device;  
FIG. 5 is a left side view of the portable device;  
FIG. 6 is a bottom view of the portable device;  
FIG. 7 is a top view of the portable device; and,  
FIG. 8 is a perspective view of the portable device shown in the open condition.

**1 Claim, 8 Drawing Sheets**



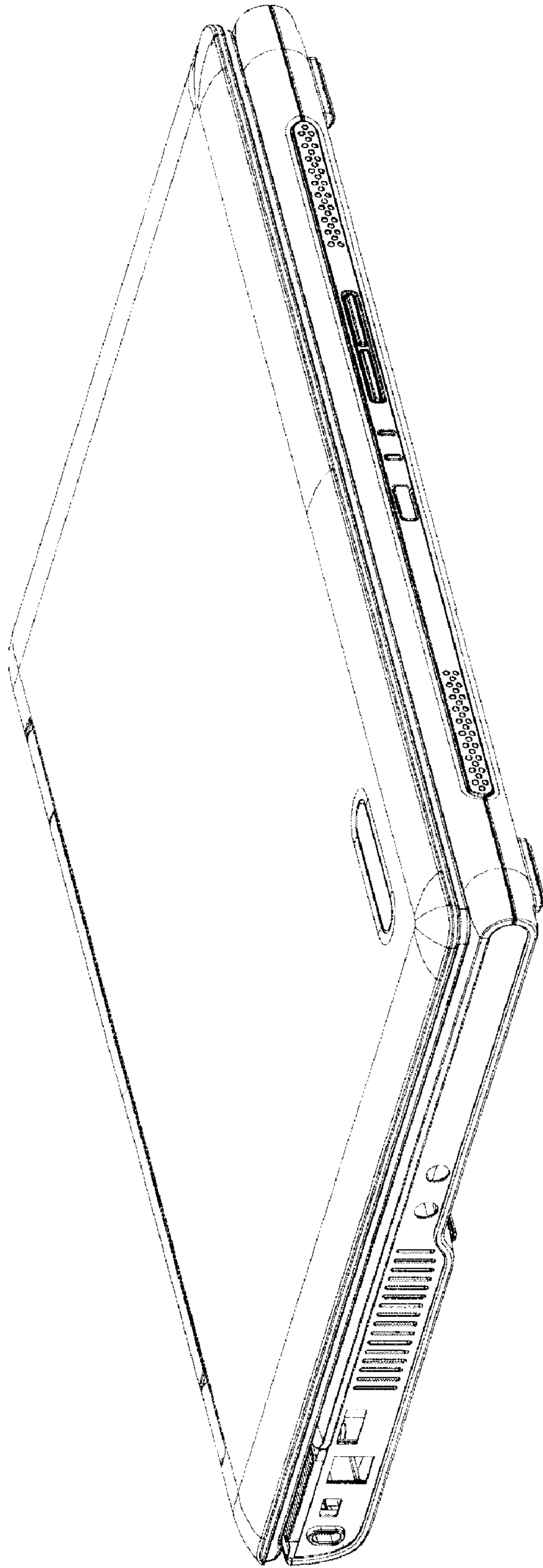


Fig. 1

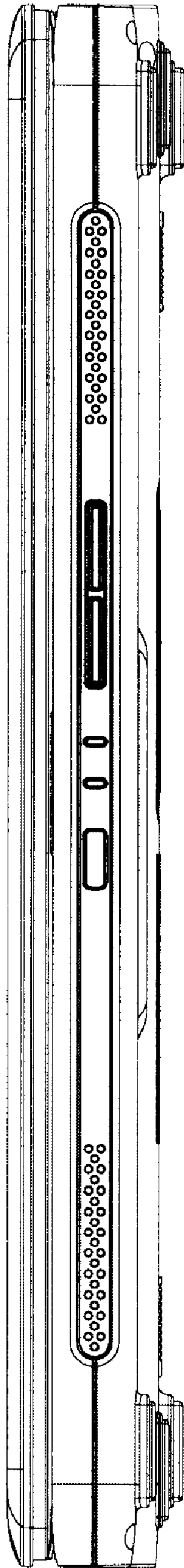


Fig. 2




Fig. 3

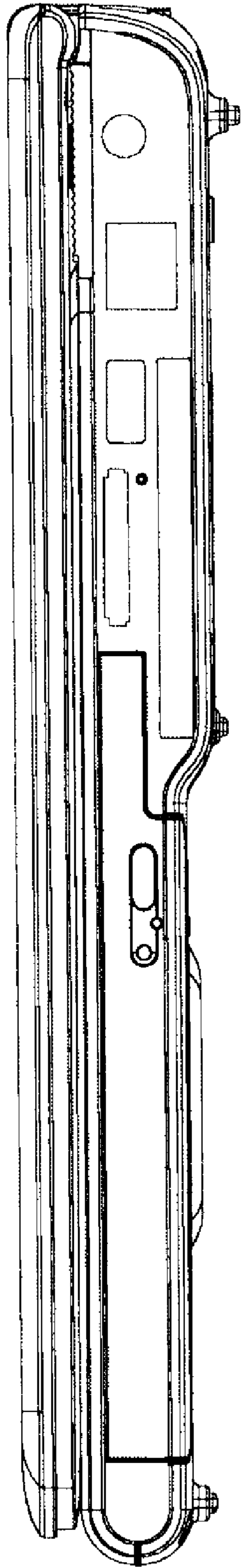


Fig. 4

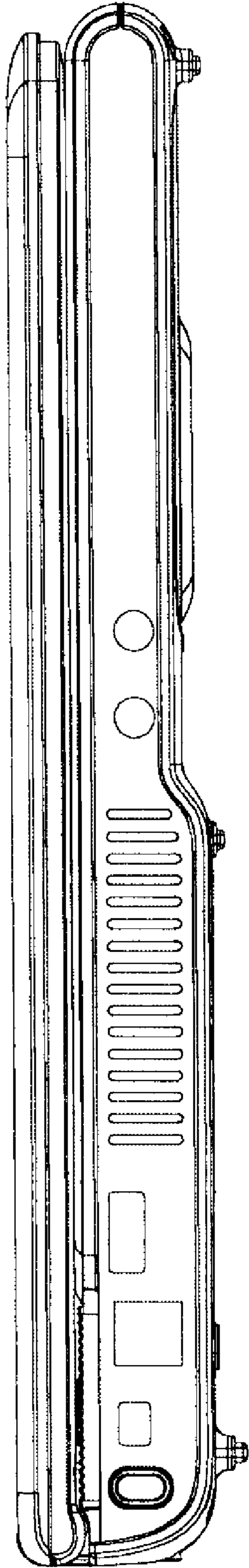


Fig. 5



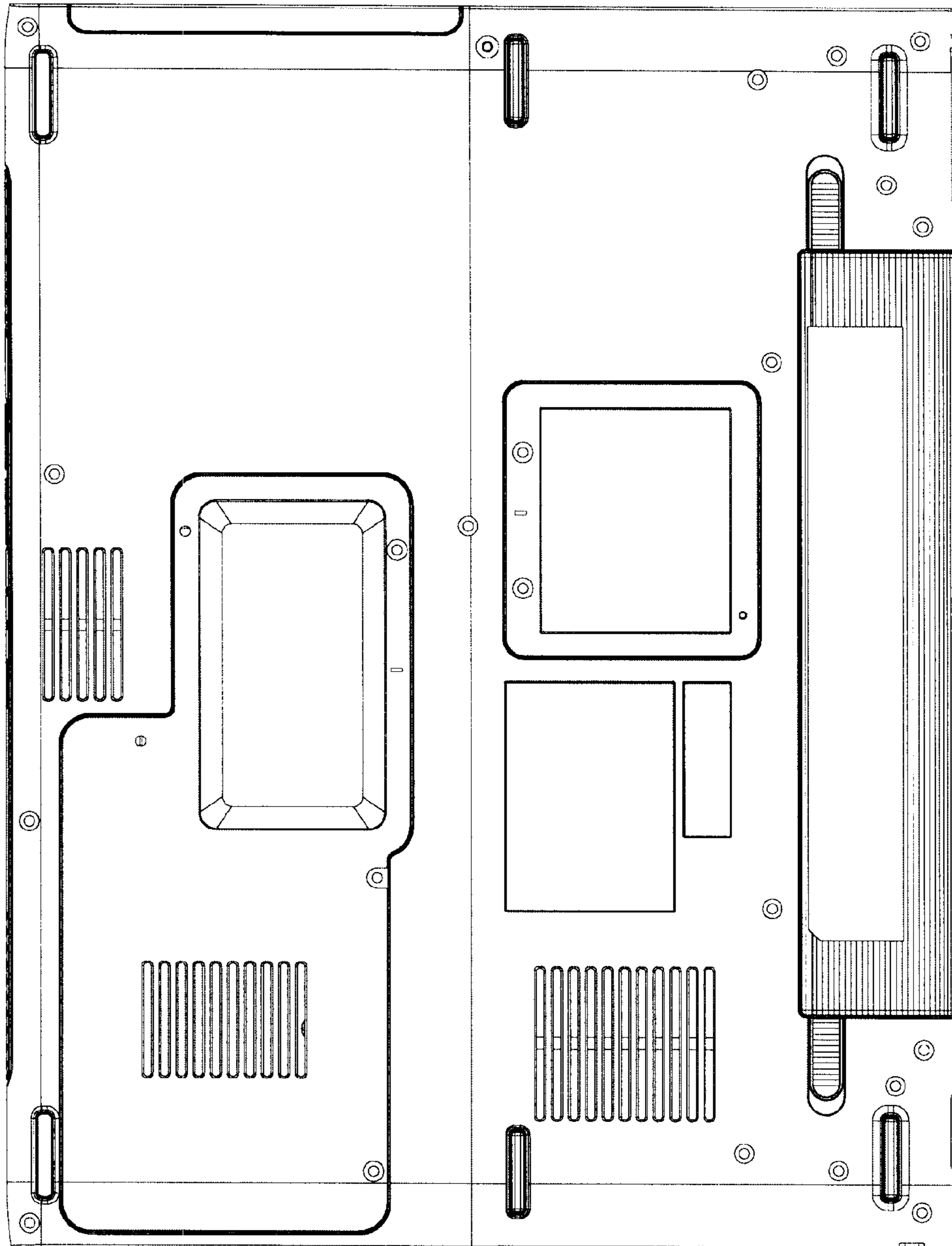


Fig. 6




Fig. 7



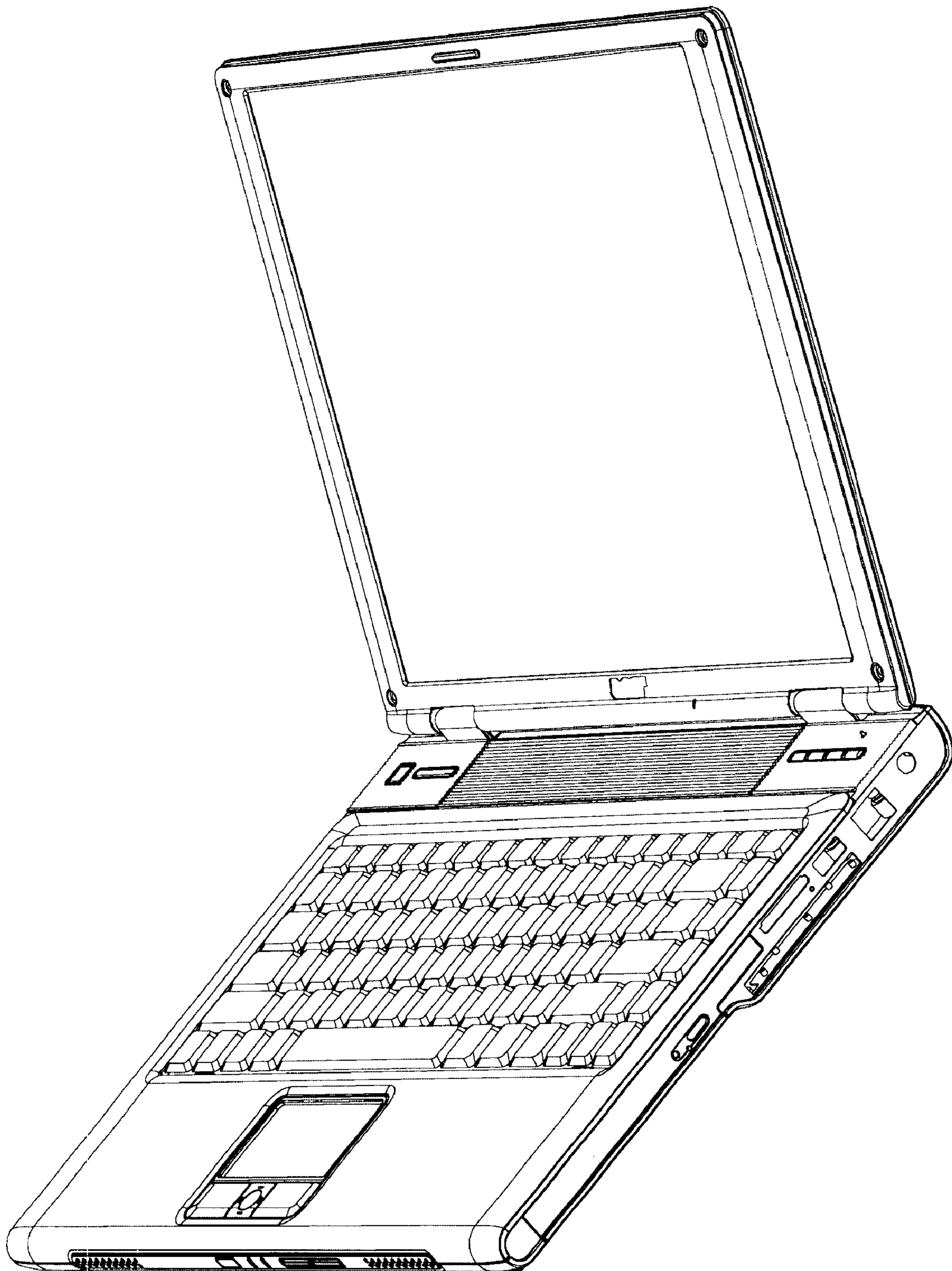


Fig. 8