



US00D530318S

(12) **United States Design Patent**
Kangasmaa

(10) **Patent No.: US D530,318 S**

(45) **Date of Patent: ** *Oct. 17, 2006**

(54) **KEY BUTTON ARRANGEMENT FOR A HANDSET**

D492,297 S * 6/2004 Kolinen D14/247
D494,559 S * 8/2004 Fuxen D14/138

(Continued)

(75) Inventor: **Heikki Kangasmaa**, Helsinki (FI)

FOREIGN PATENT DOCUMENTS

(73) Assignee: **Nokia Corporation**, Espoo (FI)

(*) Notice: This patent is subject to a terminal disclaimer.

(**) Term: **14 Years**

EM	000030606-0001	10/2003
EM	000030606-0002	10/2003
EM	000030606-0003	10/2003
EM	000030606-0004	10/2003
EM	000030606-0005	10/2003
EM	000119649-0001	4/2004
EM	000119649-0002	4/2004
EM	000119649-0003	4/2004
EM	000119649-0004	4/2004
WO	DM/059 747	5/2002
WO	DM/060792	* 6/2002
WO	DM/062 301	1/2003
WO	DM/064 216	10/2003
WO	DM/064 218	10/2003
WO	DM/065507	* 5/2004

(21) Appl. No.: **29/205,180**

(22) Filed: **May 11, 2004**

(30) **Foreign Application Priority Data**

Nov. 11, 2003 (FI) M20030265

(51) **LOC (8) Cl. 14-03**

(52) **U.S. Cl. D14/247**

(58) **Field of Classification Search** D14/137,
D14/138, 147-148, 247-248, 144, 218, 341-347,
D14/455, 456; 379/433.01-433.13, 434;
455/575.1, 566, 556.1; D21/517, 329, 331;
345/169

See application file for complete search history.

(56) **References Cited**

U.S. PATENT DOCUMENTS

D426,531 S	*	6/2000	Chikaraishi et al.	D14/138
D451,912 S	*	12/2001	Higashi et al.	D14/247
D454,866 S	*	3/2002	Salmi et al.	D14/247
D470,483 S	*	2/2003	Dalby et al.	D14/247
D471,904 S	*	3/2003	Majanen	D14/247
D474,166 S	*	5/2003	Burns et al.	D14/138
D476,317 S	*	6/2003	Lehtonen	D14/247
D476,320 S	*	6/2003	Arbisi et al.	D14/247
D479,216 S	*	9/2003	Ho-Cheun et al.	D14/138
D484,476 S	*	12/2003	Mehandjiysky	D14/138
D484,873 S	*	1/2004	Salmi	D14/247
D487,081 S	*	2/2004	Kim	D14/247
D488,143 S	*	4/2004	Ting et al.	D14/138
D488,465 S	*	4/2004	Gartrell et al.	D14/247
D489,060 S	*	4/2004	Liao et al.	D14/247

OTHER PUBLICATIONS

“Sporty Nokia 5140i”, 3pp including photo, [online],
<URL:www.mobiletechnews.com>, posted Apr. 26, 2005.*

Primary Examiner—Jeffrey Asch

(74) *Attorney, Agent, or Firm*—Banner & Witcoff, Ltd.

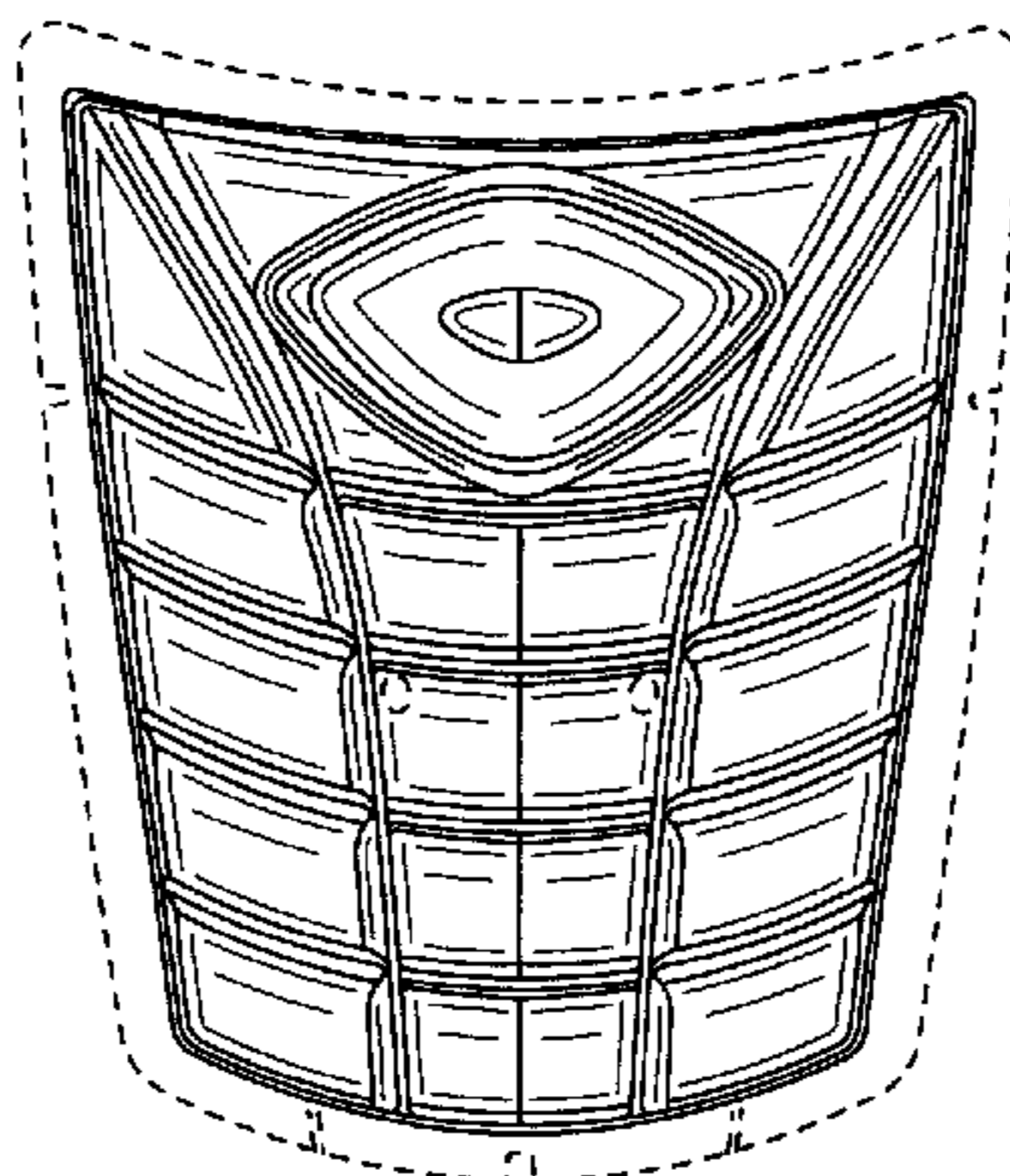
(57) **CLAIM**

The ornamental design for a key button arrangement for a handset, as shown and described.

DESCRIPTION

FIG. 1 is a front view of a first embodiment of a key button arrangement for a handset showing our new design; FIG. 2 is a perspective front view thereof; FIG. 3 is a front view of a second embodiment of a key button arrangement for a handset showing our new design; and, FIG. 4 is a perspective front view thereof. The broken line showing the remainder of the handset and the two circular regions in FIGS. 3 and 4 is for illustrative purposes only and forms no part of the claimed design.

1 Claim, 2 Drawing Sheets



US D530,318 S

Page 2

U.S. PATENT DOCUMENTS

D494,561 S	8/2004	Kagami et al.	
D494,949 S	* 8/2004	Arnholt et al.	D14/138
D495,687 S	9/2004	Arbisi	
D496,019 S	* 9/2004	Okada et al.	D14/138
D496,641 S	* 9/2004	Seo	D14/138
D498,473 S	* 11/2004	Sheu	D14/247
D498,733 S	* 11/2004	Majanen	D14/138
D498,752 S	11/2004	Kagami et al.	
D500,992 S	* 1/2005	Shen et al.	D14/138
D501,469 S	* 2/2005	Newman et al.	D14/247
D502,157 S	* 2/2005	Kim et al.	D14/138
D502,455 S	* 3/2005	Brandis et al.	D14/138
D502,691 S	* 3/2005	Fuxen	D14/138
D502,933 S	* 3/2005	Münstermann	D14/138
D503,162 S	* 3/2005	Kagami et al.	D14/138
D504,406 S	* 4/2005	Cho et al.	D14/138
D505,934 S	* 6/2005	Gonser	D14/138
D506,191 S	* 6/2005	Majanen	D14/138
D506,454 S	* 6/2005	Kim et al.	D14/138
D507,563 S	* 7/2005	Moss	D14/247
D512,040 S	* 11/2005	Kim et al.	D14/138

* cited by examiner

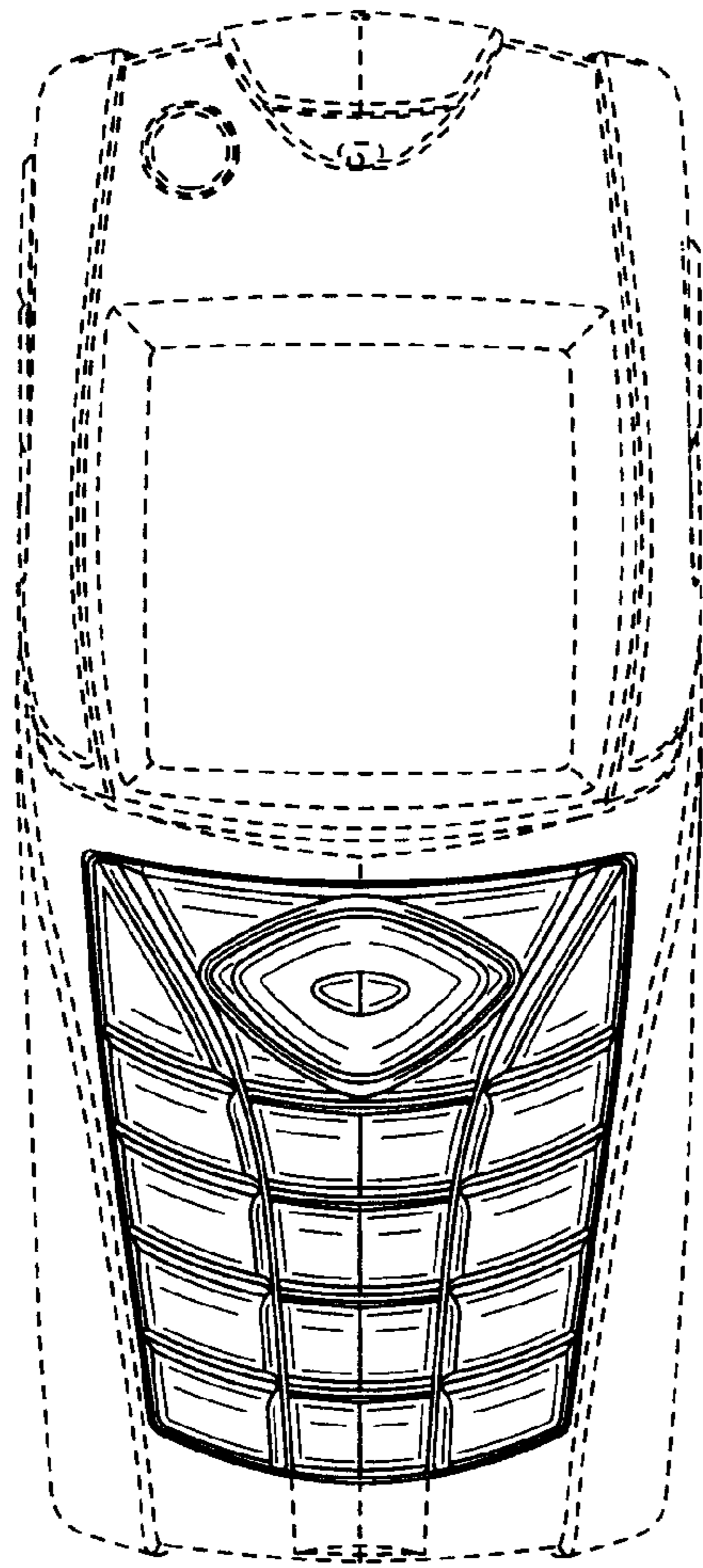


FIG. 1

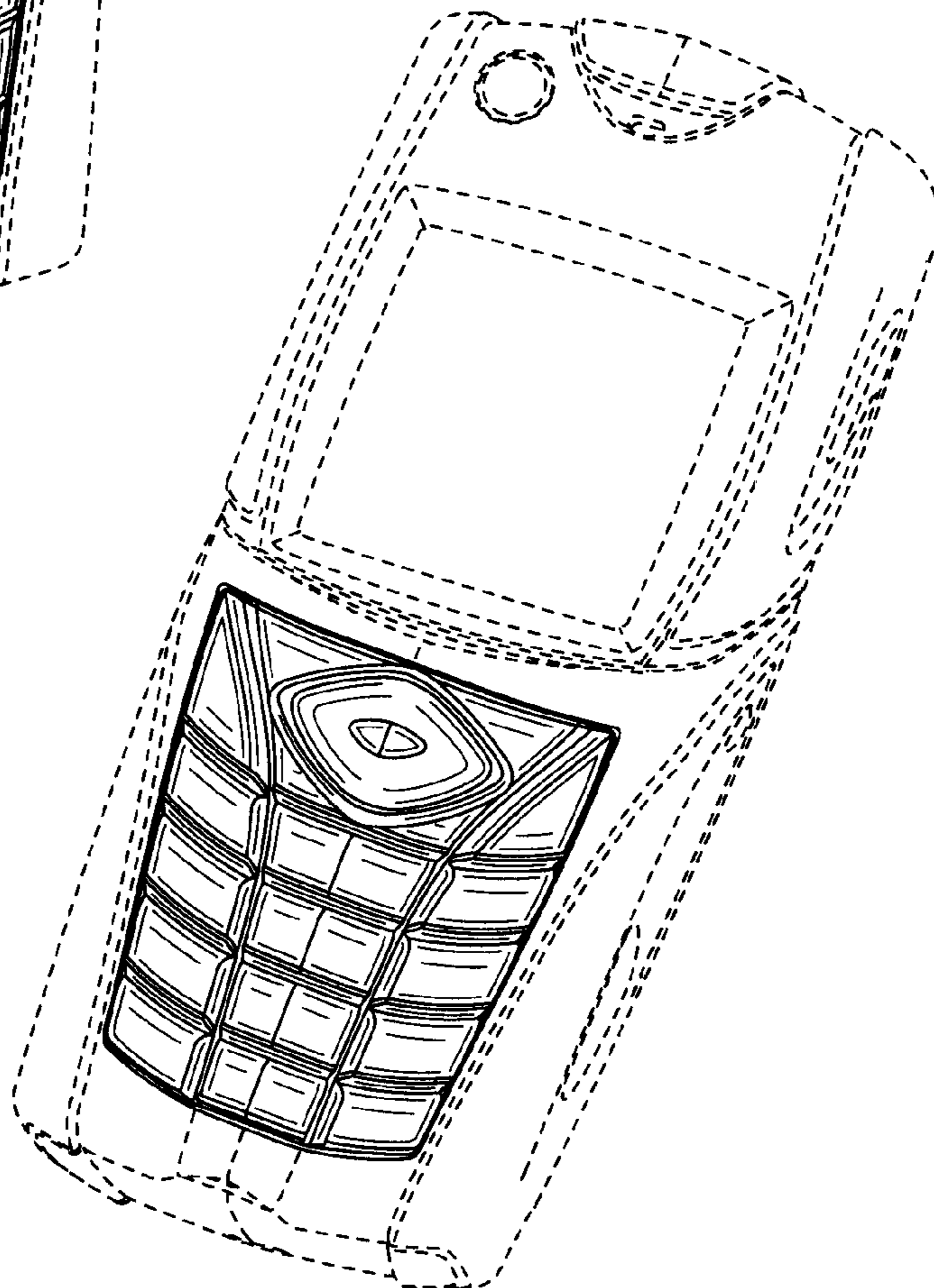


FIG. 2

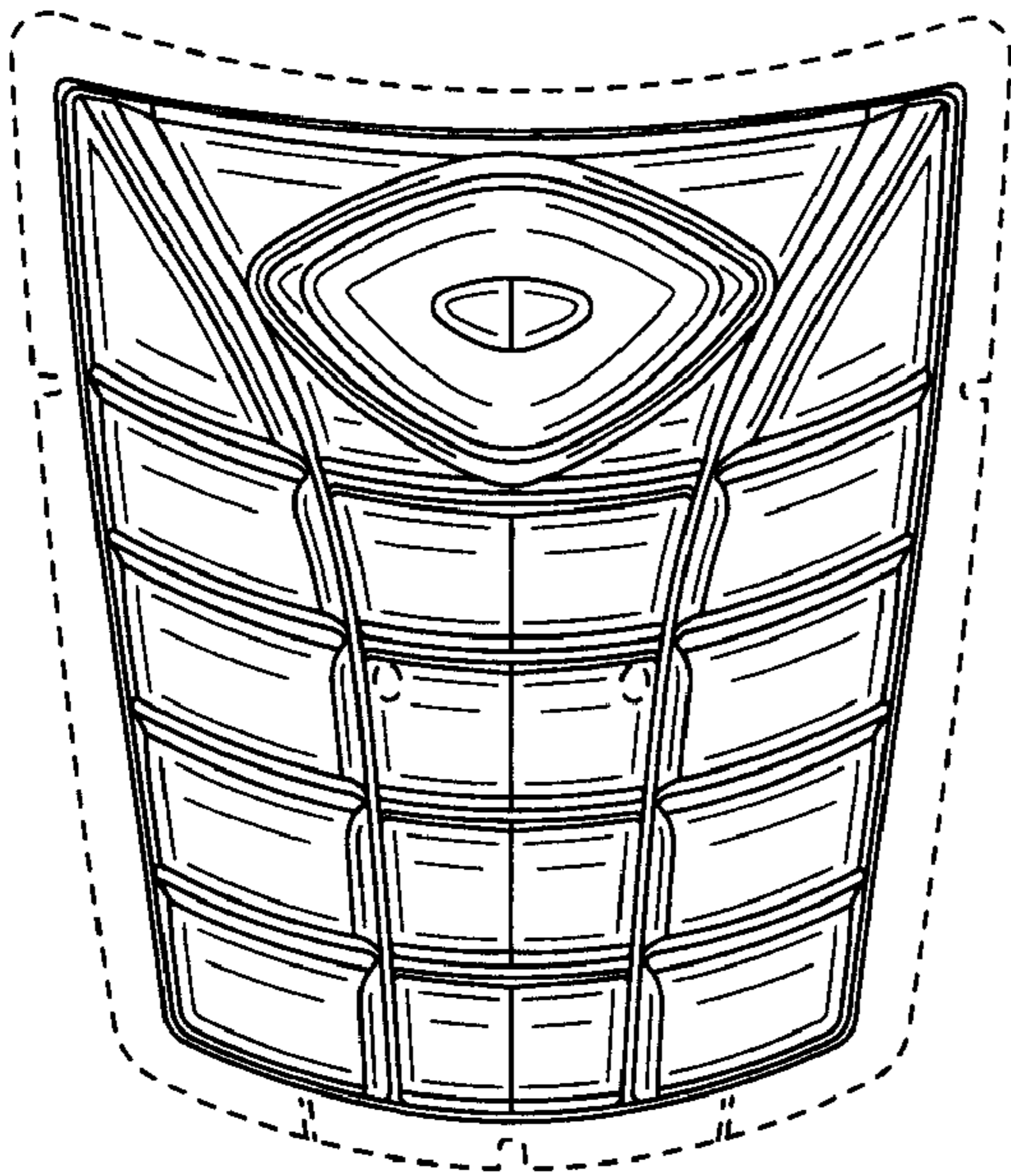


FIG. 3




FIG. 4