



US00D530311S

(12) **United States Design Patent**
Shake

(10) **Patent No.:** **US D530,311 S**

(45) **Date of Patent:** **** Oct. 17, 2006**

(54) **AUDIO SPEAKER ENCLOSURE**

D364,165 S * 11/1995 Esslinger D14/213
D494,958 S * 8/2004 Solland D14/215
6,973,994 B1 * 12/2005 Mackin et al. 181/156

(76) Inventor: **F. David Shake**, 15720 N.
Greenway/Hayden Loop, Scottsdale, AZ
(US) 85260

* cited by examiner

(**) Term: **14 Years**

Primary Examiner—Nanda Bondade
(74) *Attorney, Agent, or Firm*—Jennings Strouss & Salmon

(21) Appl. No.: **29/229,812**

(57) **CLAIM**

(22) Filed: **May 11, 2005**

The ornamental design for an audio speaker enclosure, as shown and described.

(51) **LOC (8) Cl.** **14-01**

(52) **U.S. Cl.** **D14/216; D14/214**

(58) **Field of Classification Search** D14/204,
D14/207, 209–216, 356; 181/143–144, 147–148,
181/150, 157, 198–199, 151, 153; 381/300–302,
381/306, 333, 345, 361–364, 386–388, 332,
381/336

DESCRIPTION

See application file for complete search history.

FIG. 1 is a top and front view of an audio speaker enclosure showing my new design;

FIG. 2 is a top and rear view thereof;

FIG. 3 is a top and front view of a second embodiment of FIG. 1; and,

FIG. 4 is a top and front view of a third embodiment of FIG. 1.

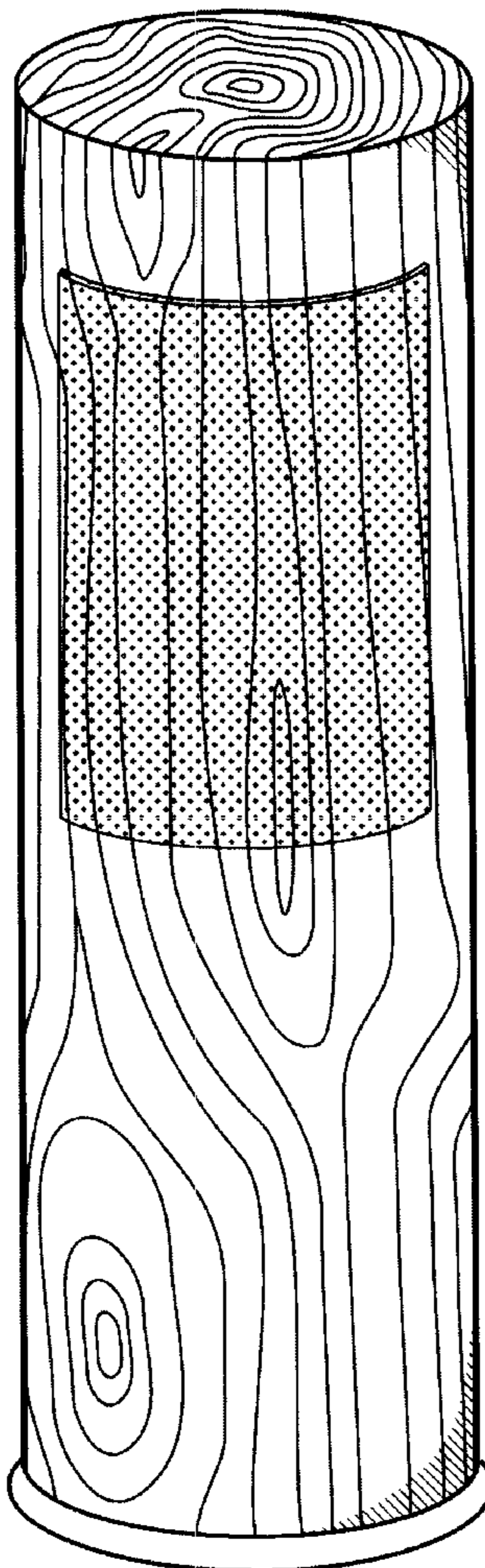
The bottom view is flat and devoid of surface ornamentation.

(56) **References Cited**

U.S. PATENT DOCUMENTS

D360,635 S * 7/1995 Mark D14/212

1 Claim, 2 Drawing Sheets



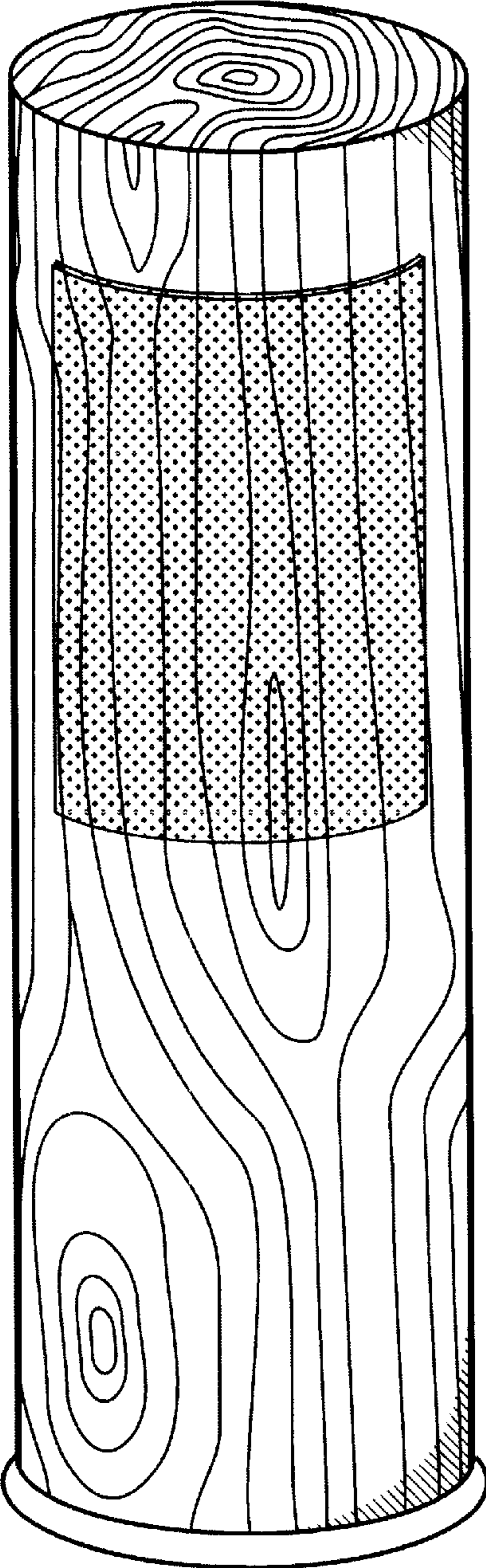


Fig. 1

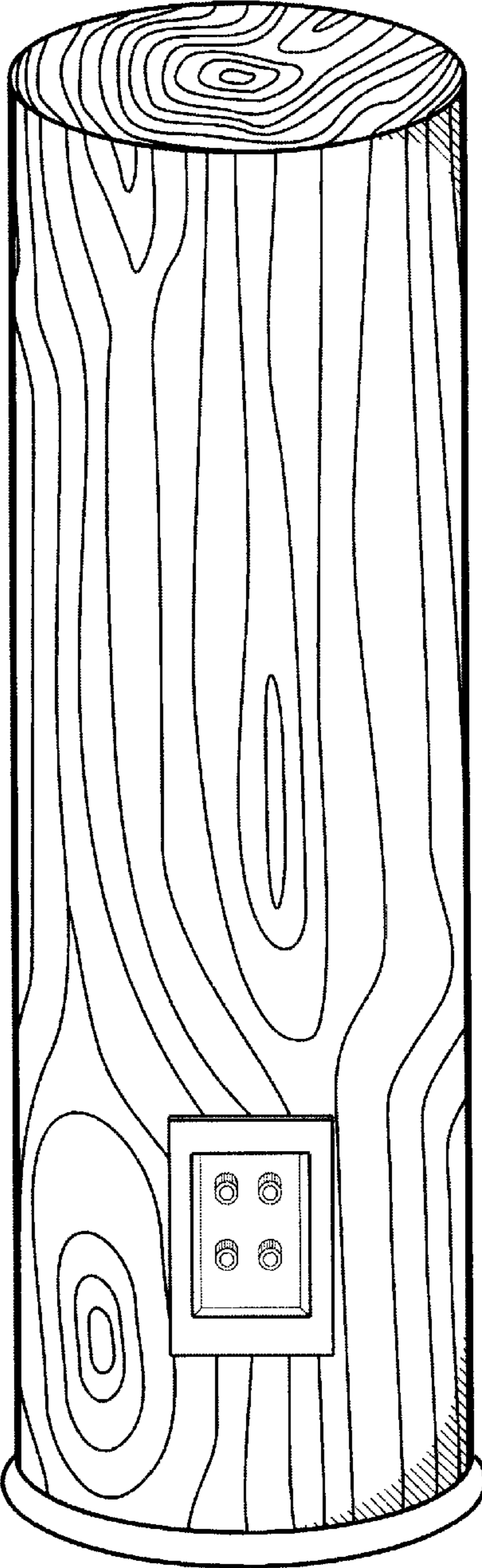


Fig. 2

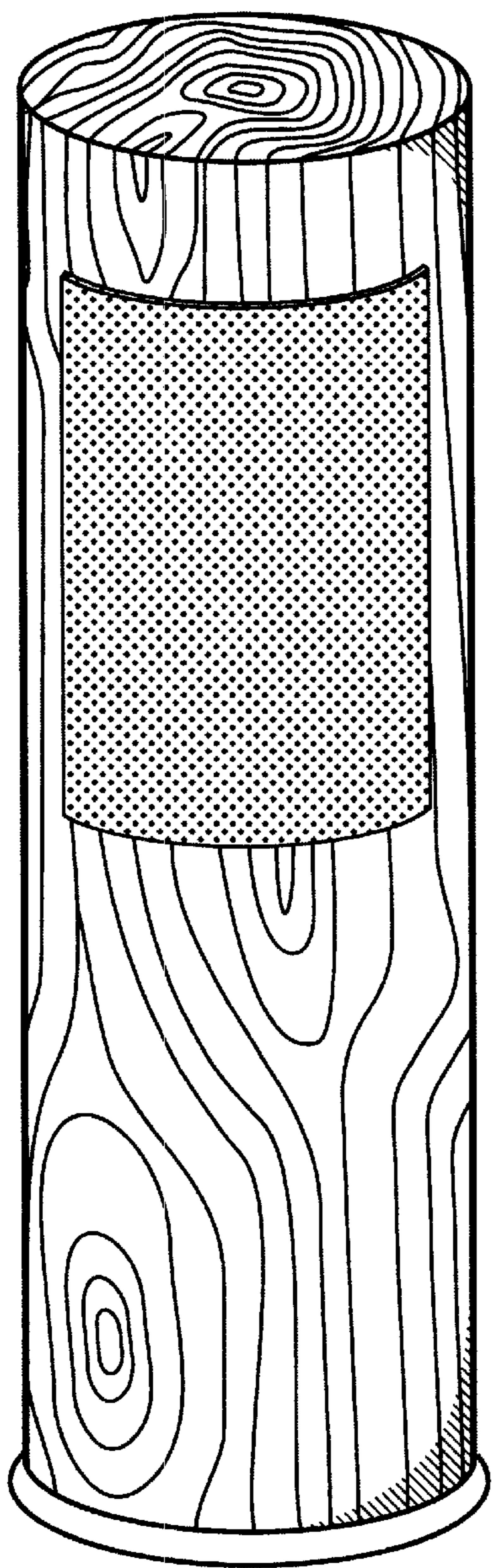


Fig. 3

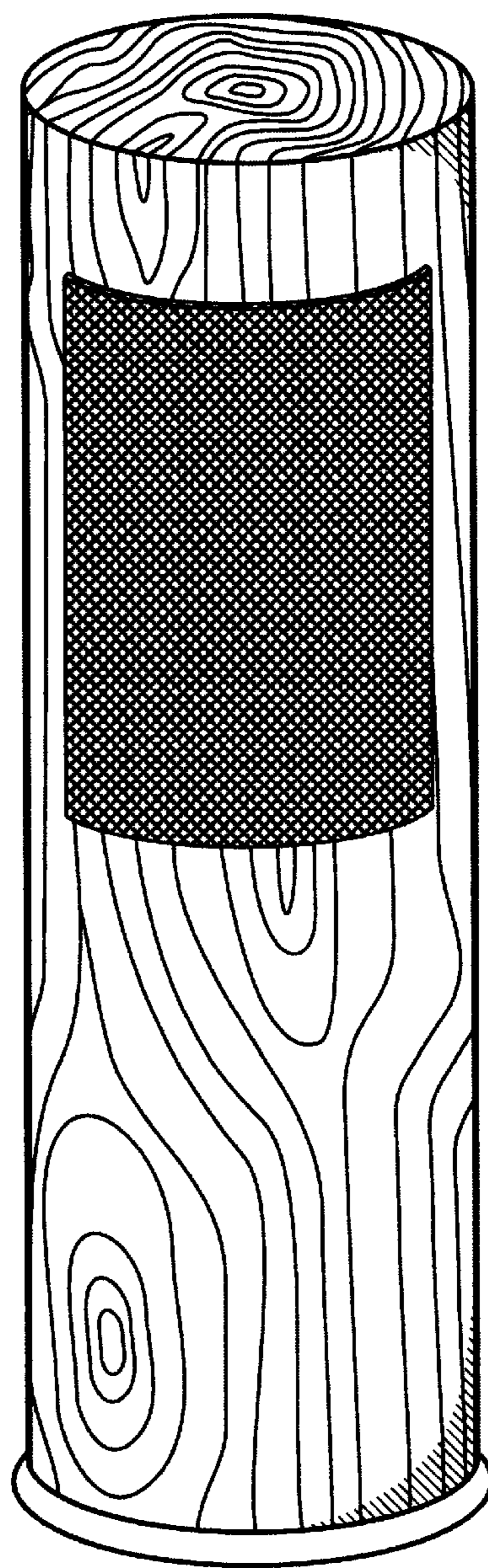


Fig. 4