



US00D530305S

(12) **United States Design Patent**
Kaner et al.

(10) **Patent No.:** **US D530,305 S**

(45) **Date of Patent:** **** Oct. 17, 2006**

(54) **RADIO COMMUNICATIONS DEVICE**

(75) Inventors: **Shirish M. Kaner**, Nagpur (IN); **Alina R. Butan**, Ft. Lauderdale, FL (US); **David S. Pritchard**, Manchester (GB); **Beng Hooi Toh**, Kuala Lumpur (MY); **Andreas R. Haase**, Plantation, FL (US)

(73) Assignee: **Motorola, Inc.**, Schaumburg, IL (US)

(**) Term: **14 Years**

(21) Appl. No.: **29/241,349**

(22) Filed: **Oct. 26, 2005**

(51) **LOC (8) Cl.** **14-03**

(52) **U.S. Cl.** **D14/188; D14/217; D14/258**

(58) **Field of Classification Search** D14/188,
D14/192, 168, 169, 194, 217, 155, 137, 257,
D14/258, 265; 455/344-351; 369/6-12
See application file for complete search history.

(56) **References Cited**

U.S. PATENT DOCUMENTS

4,120,037	A	*	10/1978	Sato	708/108
4,218,775	A	*	8/1980	Cox et al.	455/344
5,231,699	A	*	7/1993	Tendler	455/66.1
D342,954	S	*	1/1994	Lindeman	D14/258
D344,734	S	*	3/1994	Tokiyama et al.	D14/257
D365,568	S	*	12/1995	Tokiyama	D14/258

D388,438	S	*	12/1997	Tokiyama et al.	D14/258
D389,841	S	*	1/1998	Tokiyama et al.	D14/258
5,848,042	A	*	12/1998	Takahashi et al.	720/647
5,862,468	A	*	1/1999	Kim	455/321
D452,966	S	*	1/2002	Sogabe	D14/258
D500,303	S	*	12/2004	Riede et al.	D14/188
D504,881	S	*	5/2005	Kangasmaa	D14/188

* cited by examiner

Primary Examiner—Prabhakar Deshmukh

(74) *Attorney, Agent, or Firm*—Terri S. Hughes

(57) **CLAIM**

The ornamental design for radio communications device, as shown and described.

DESCRIPTION

FIG. 1 is a perspective view of the radio communications device;

FIG. 2 is a top plan view thereof;

FIG. 3 is a bottom plan view thereof;

FIG. 4 is a left-side elevation view thereof;


FIG. 5 is a right-side elevation view thereof;

FIG. 6 is a front elevation view thereof; and,

FIG. 7 is a rear elevation view thereof.

The broken lines, which define the bounds of the claimed design form no part thereof. The broken lines environmental are for illustrative purpose only and form no part of the claimed design.

1 Claim, 5 Drawing Sheets



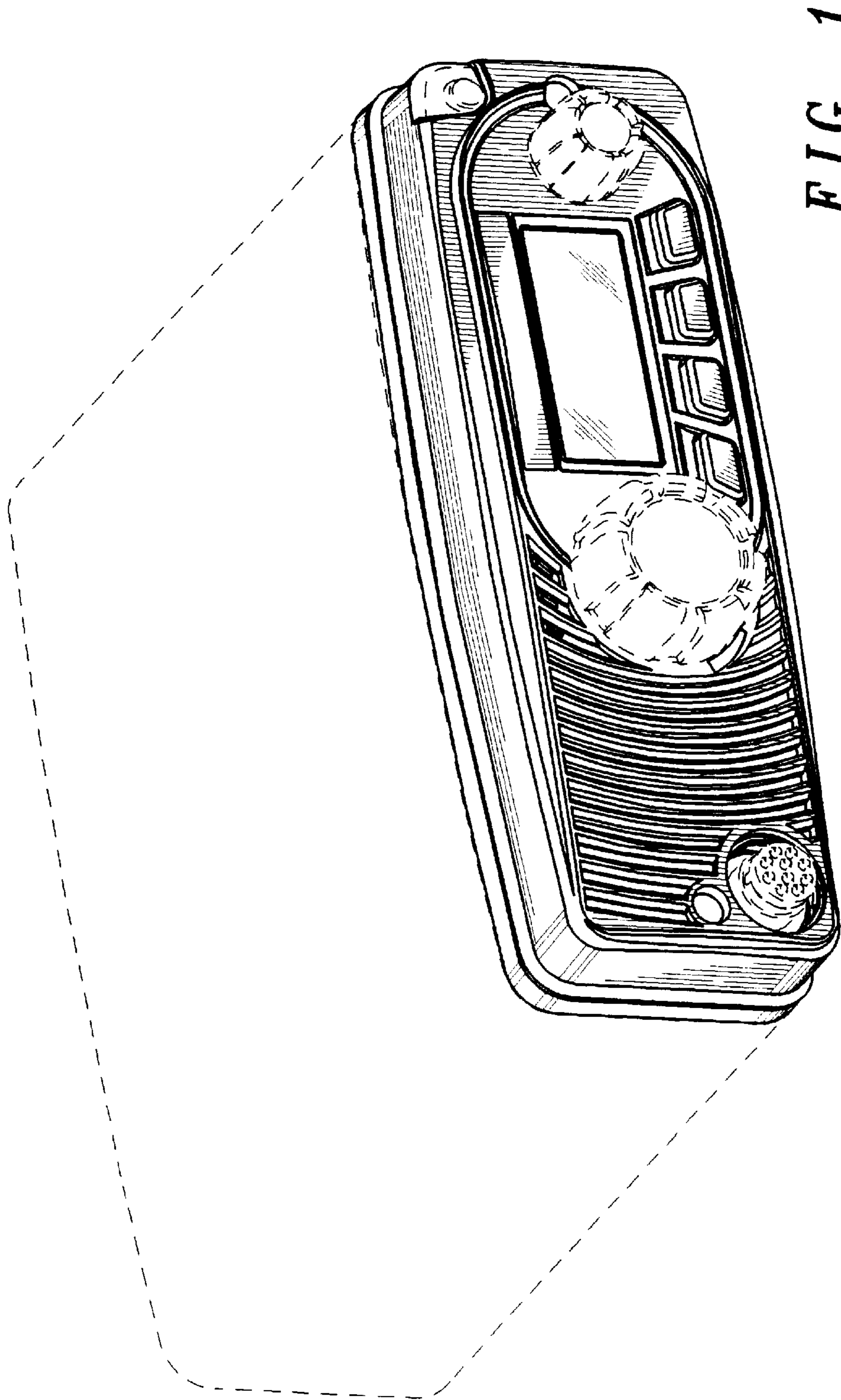


FIG. 1




FIG. 2




FIG. 3




FIG. 4




FIG. 5

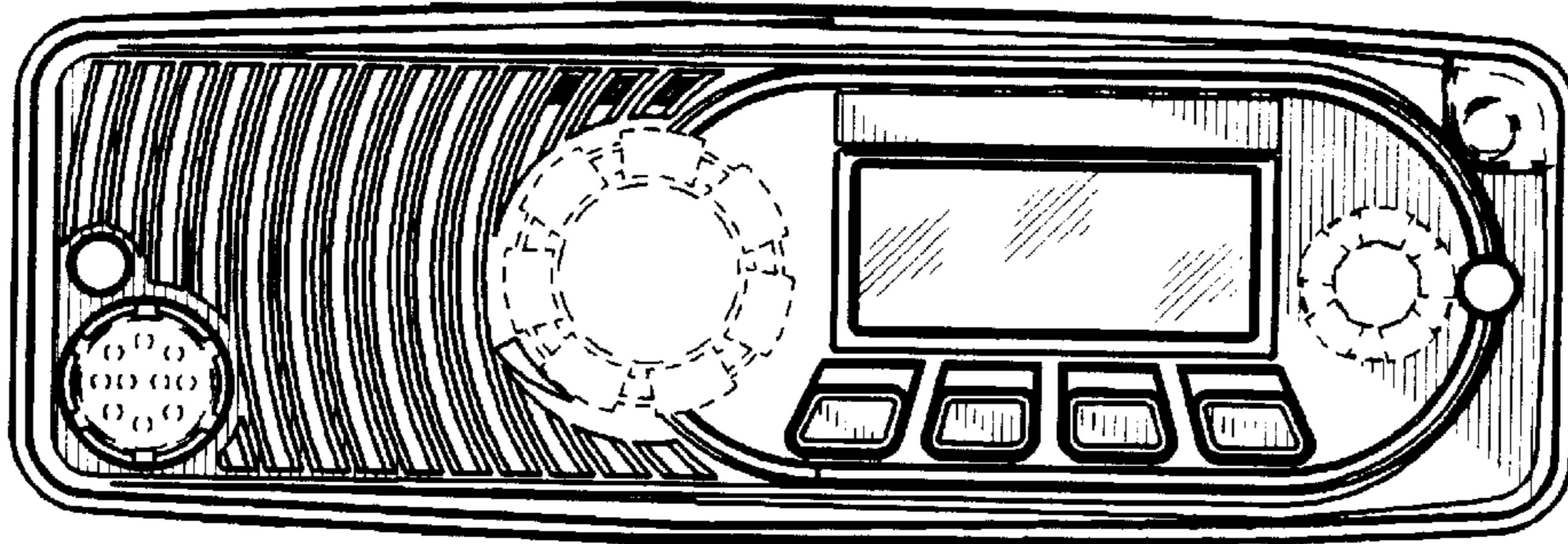


FIG. 6

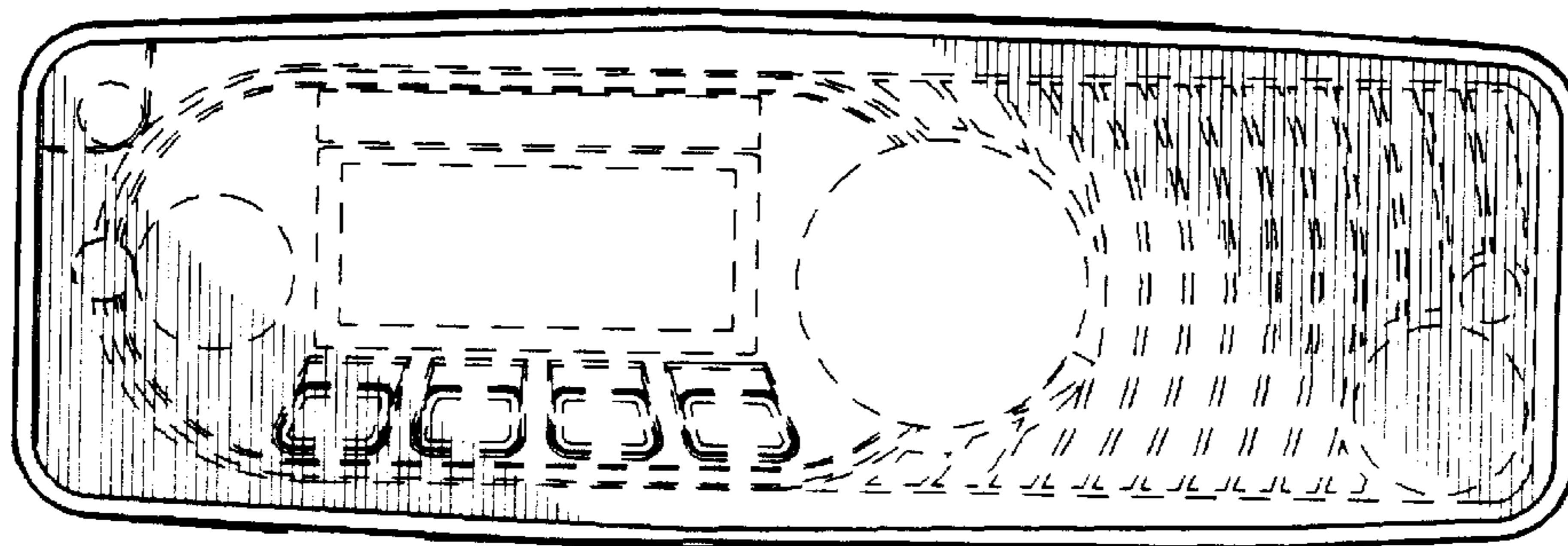


FIG. 7