



US00D530290S

(12) **United States Design Patent**
Dupuis

(10) **Patent No.: US D530,290 S**

(45) **Date of Patent: ** Oct. 17, 2006**

(54) **BOTTLE SHAPED VIDEO MONITOR**

(75) Inventor: **A. Richard Dupuis**, Pickering (CA)

(73) Assignee: **Matco Industries, Inc.**, Ontario (CA)

(**) Term: **14 Years**

(21) Appl. No.: **29/227,451**

(22) Filed: **Apr. 12, 2005**

(30) **Foreign Application Priority Data**

Mar. 9, 2005 (CA) 110314

(51) **LOC (8) Cl.** **14-03**

(52) **U.S. Cl.** **D14/125; D9/738**

(58) **Field of Classification Search** D14/125-134,
D14/239, 371, 374, 375, 376, 492; D9/516,
D9/506, 738; 312/7.2; 348/836, 838, 180,
348/184, 325, 739; D21/329-332, 515, 318,
D21/313, 314; 341/12; 248/917-924; 345/104,
345/133, 156, 168, 87

See application file for complete search history.

(56) **References Cited**

U.S. PATENT DOCUMENTS

D100,412 S * 7/1936 Carp D9/744

D328,742 S * 8/1992 Kennedy D14/133

D330,334 S * 10/1992 Rusnock et al. D9/500

D352,242 S * 11/1994 Crawford et al. D9/529

D357,864 S * 5/1995 Rusnock et al. D9/500

D374,143 S * 10/1996 Owens D6/522

D374,176 S * 10/1996 Sillince et al. D9/719

D420,345 S * 2/2000 Zannetos D14/406

D469,744 S * 2/2003 Lam D14/126

D470,138 S * 2/2003 Lin D14/371

* cited by examiner

Primary Examiner—Phillip Hyder

Assistant Examiner—Randall H. Gholson

(74) *Attorney, Agent, or Firm*—Baker & Daniels LLP

(57) **CLAIM**

The ornamental design of a bottle shaped video monitor, as shown.

DESCRIPTION

FIG. 1 is a perspective view of the bottle shaped video monitor of the present design;

FIG. 2 is a front view of the bottle shaped video monitor;

FIG. 3 is a right side view of the bottle shaped video monitor, the left side view being a mirror image thereof;

FIG. 4 is a rear view of the bottle shaped video monitor;

FIG. 5 is a top view of the bottle shaped video monitor; and,

FIG. 6 is a bottom view of the bottle shaped video monitor.

1 Claim, 3 Drawing Sheets



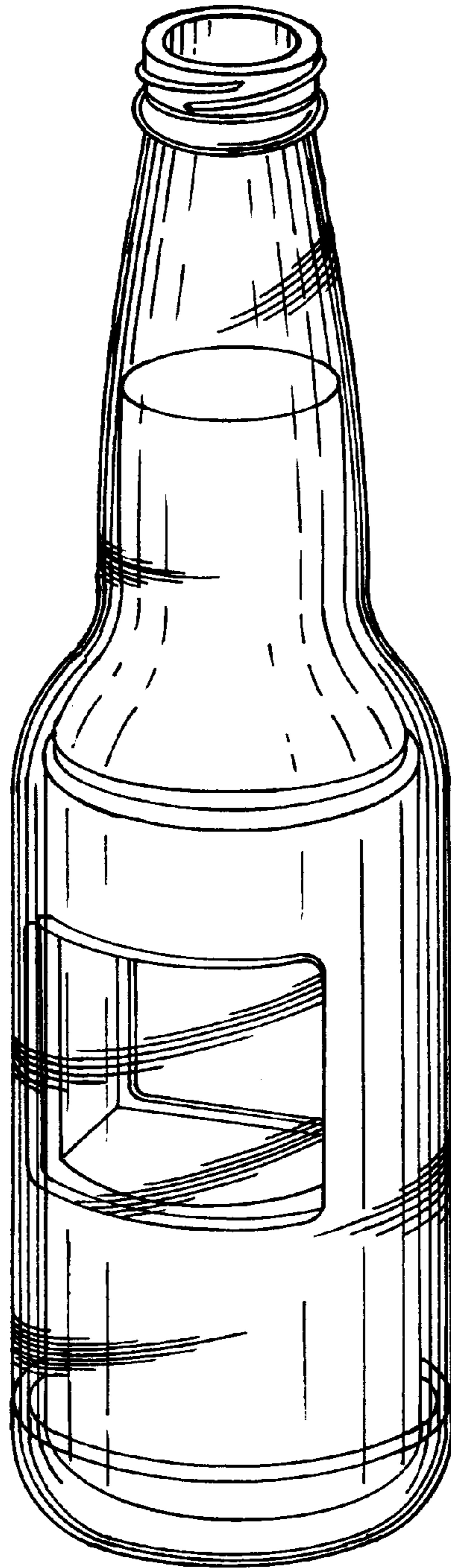


FIG. 1

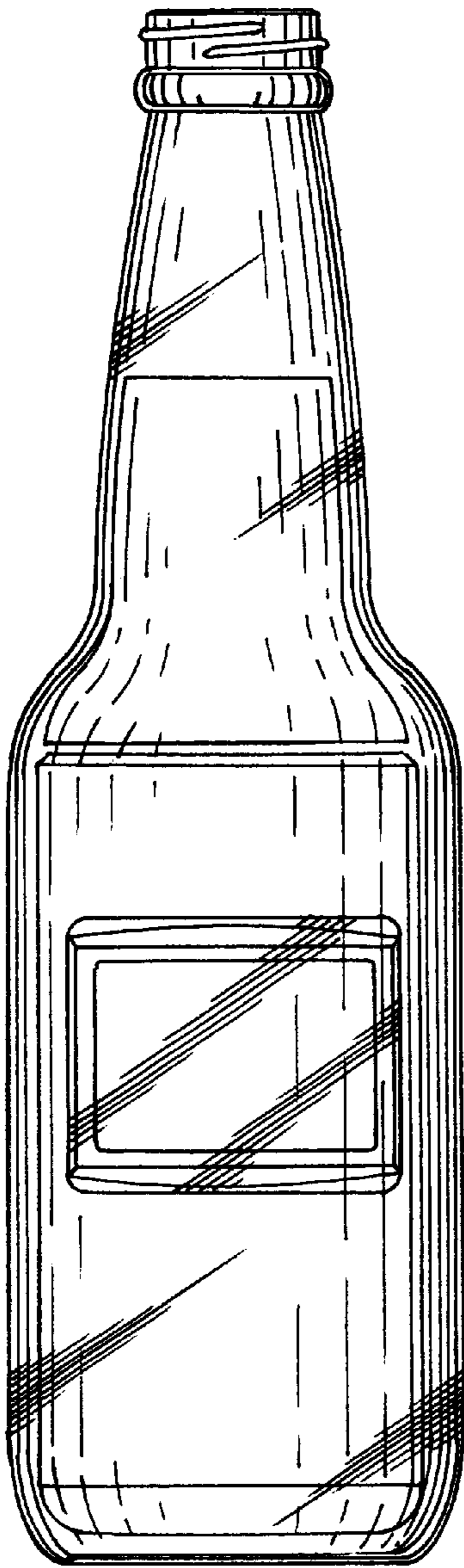


FIG. 2

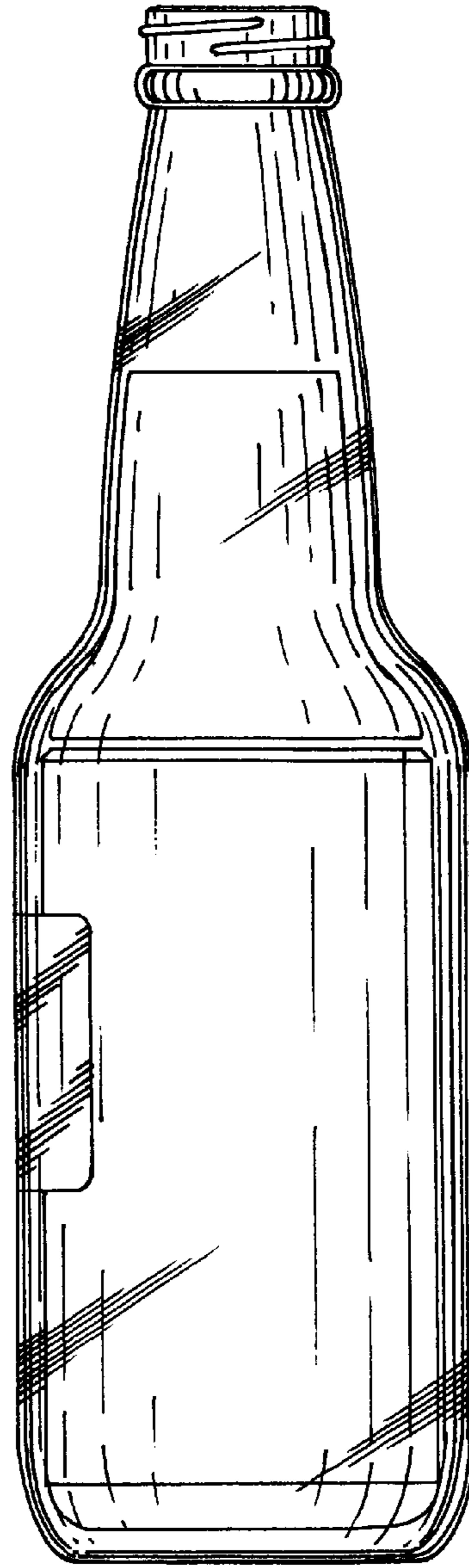


FIG. 3

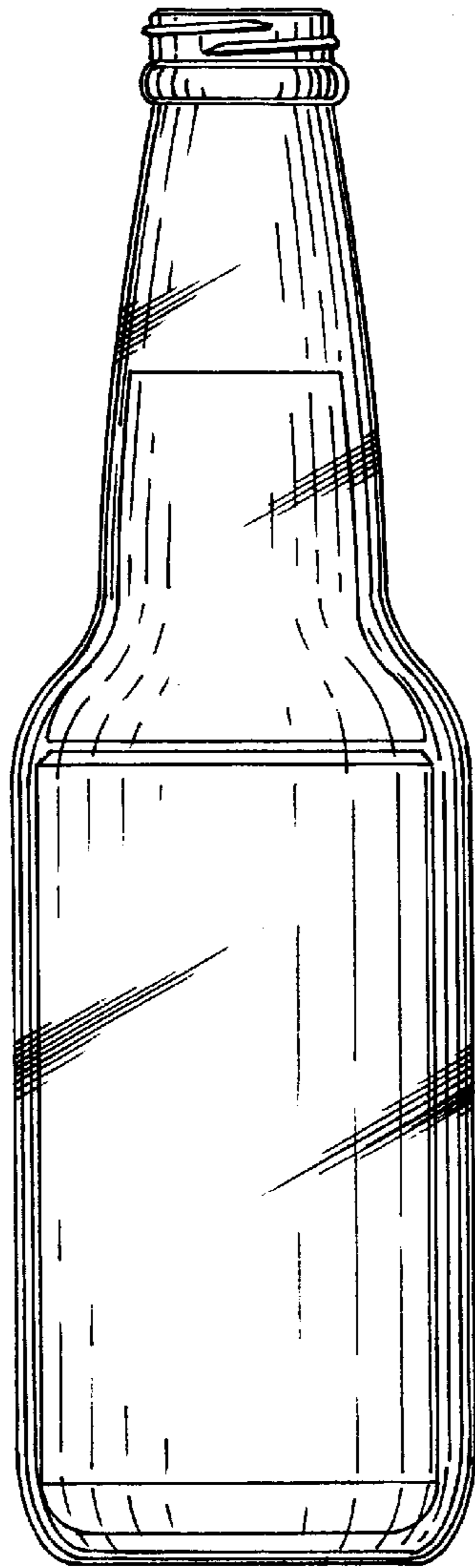


FIG. 4

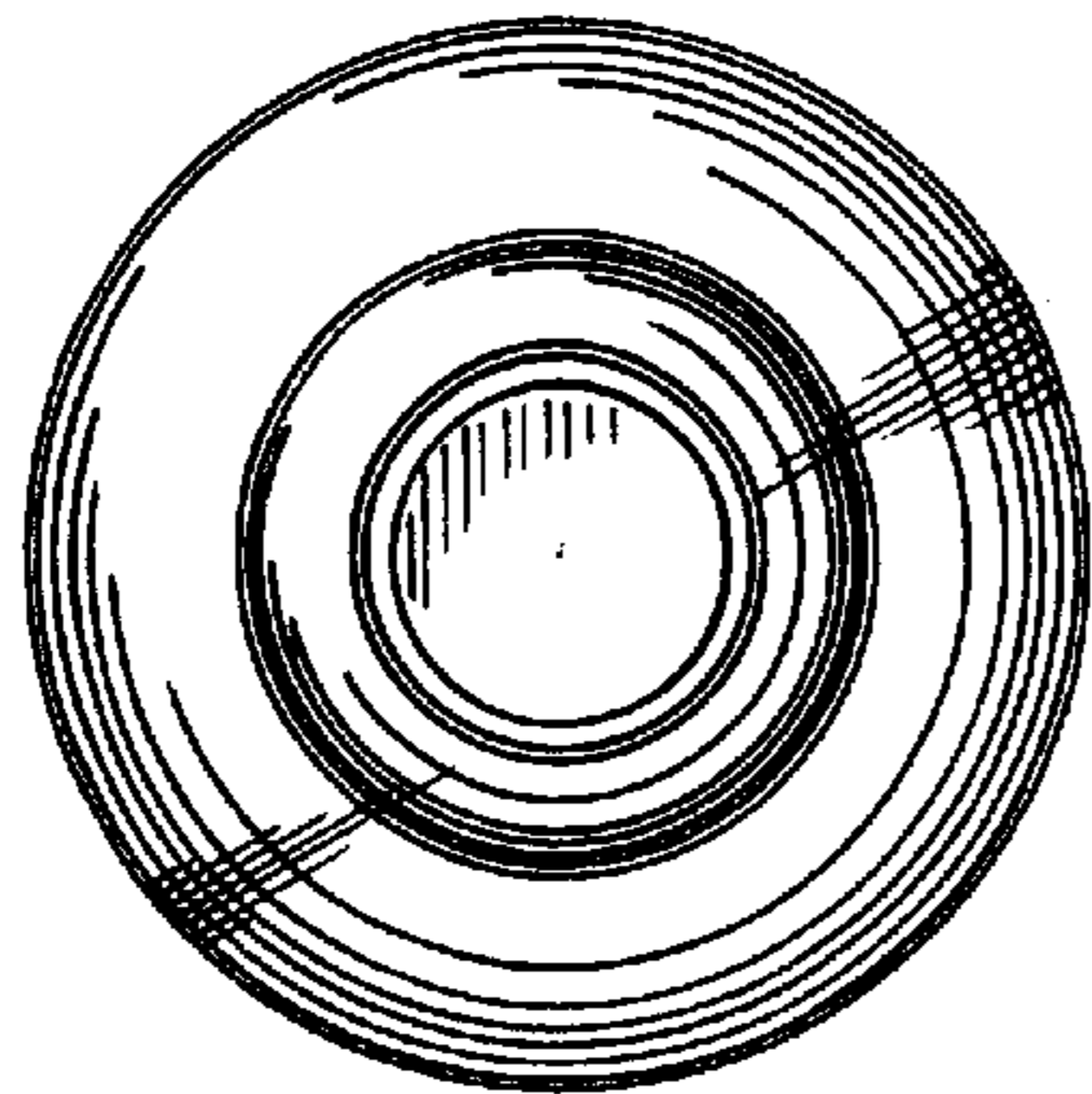


FIG. 5

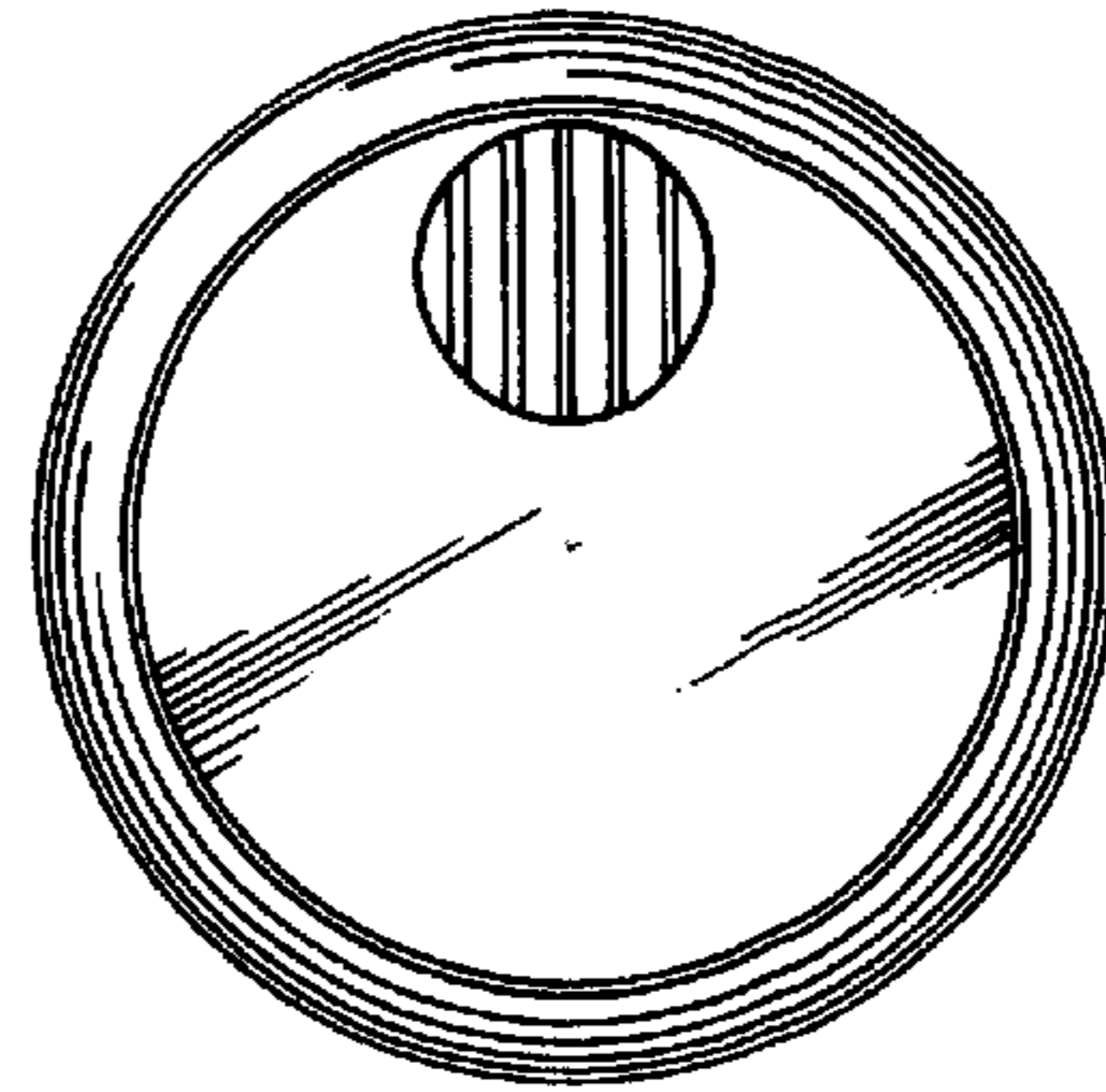


FIG. 6