



US00D530264S

(12) **United States Design Patent**  
**Labbe et al.**

(10) **Patent No.:** **US D530,264 S**  
(45) **Date of Patent:** **\*\* Oct. 17, 2006**

(54) **TIRE TREAD**

(75) Inventors: **Mathias Robert Labbe**, Akron, OH (US); **Aleksandr Boris Portnoy**, Mayfield Heights, OH (US)

(73) Assignee: **The Goodyear Tire & Rubber Company**, Akron, OH (US)

(\*\*) Term: **14 Years**

(21) Appl. No.: **29/219,980**

(22) Filed: **Dec. 22, 2004**

(51) **LOC (8) Cl.** ..... **12-15**

(52) **U.S. Cl.** ..... **D12/579**

(58) **Field of Classification Search** ..... D12/511,  
D12/512, 513, 543, 544, 545, 565, 578, 579,  
D12/580, 600, 601; 152/209.1, 209.8, 209.12,  
152/209.28

See application file for complete search history.

(56) **References Cited**

**U.S. PATENT DOCUMENTS**

D265,187 S	*	6/1982	Raluy	.....	D12/558
D389,104 S	*	1/1998	Morgan	.....	D12/579
D409,955 S	*	5/1999	de Barys	.....	D12/579
D457,488 S	*	5/2002	Rayman	.....	D12/579
D462,650 S	*	9/2002	Rayman	.....	D12/579
D462,651 S	*	9/2002	Rayman	.....	D12/579
D481,989 S		11/2003	Portnoy et al.	.....	12/579

**OTHER PUBLICATIONS**

Cordovan Power King Premium Steel Radial Drive Tire, 2004 Tread Design Guide, Jan. 2004, p. 114. 2/4.\*

Continental STL3 Tire, 2004 Tread Design Guide, Jan. 2004, p. 154. 2/1.\*

Michelin XADN Tire, 2004 Tread Design Guide, Jan. 2004, p. 163. 2/4.\*

\* cited by examiner

*Primary Examiner*—Robert M. Spear

(74) *Attorney, Agent, or Firm*—Richard B. O’Planick

(57) **CLAIM**

The ornamental design for a tire tread, as shown and described.

**DESCRIPTION**

FIG. 1 is a perspective view of a tire tread showing our new design, it being understood that the pattern repeats uniformly throughout the circumference of the tread;

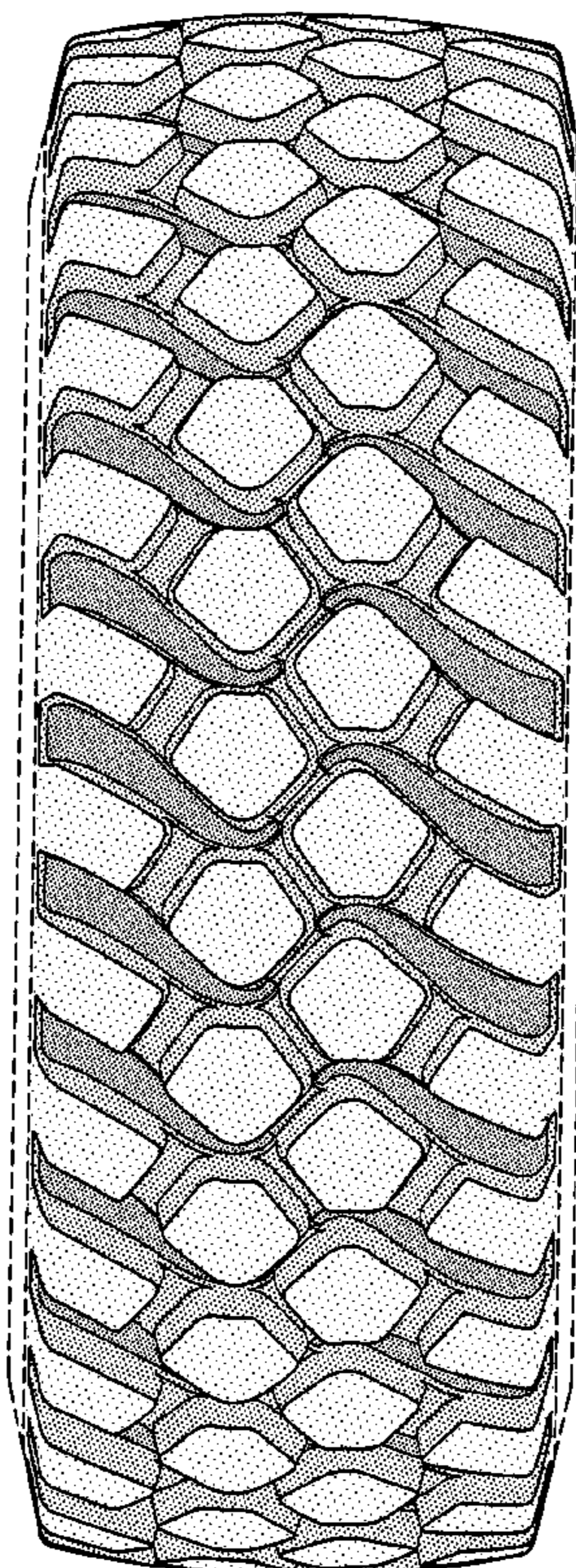
FIG. 2 is a front elevational view thereof;

FIG. 3 is a right side elevational view thereof; the opposite side elevational view being identical thereto; and,

FIG. 4 is an enlarged fragmentary front elevational view thereof.

In the drawings, the broken lines defining the sidewall, inner bead and the peripheral boundary between the tire tread and the sidewall are for illustrative purposes only and form no part of the claimed design.

**1 Claim, 4 Drawing Sheets**





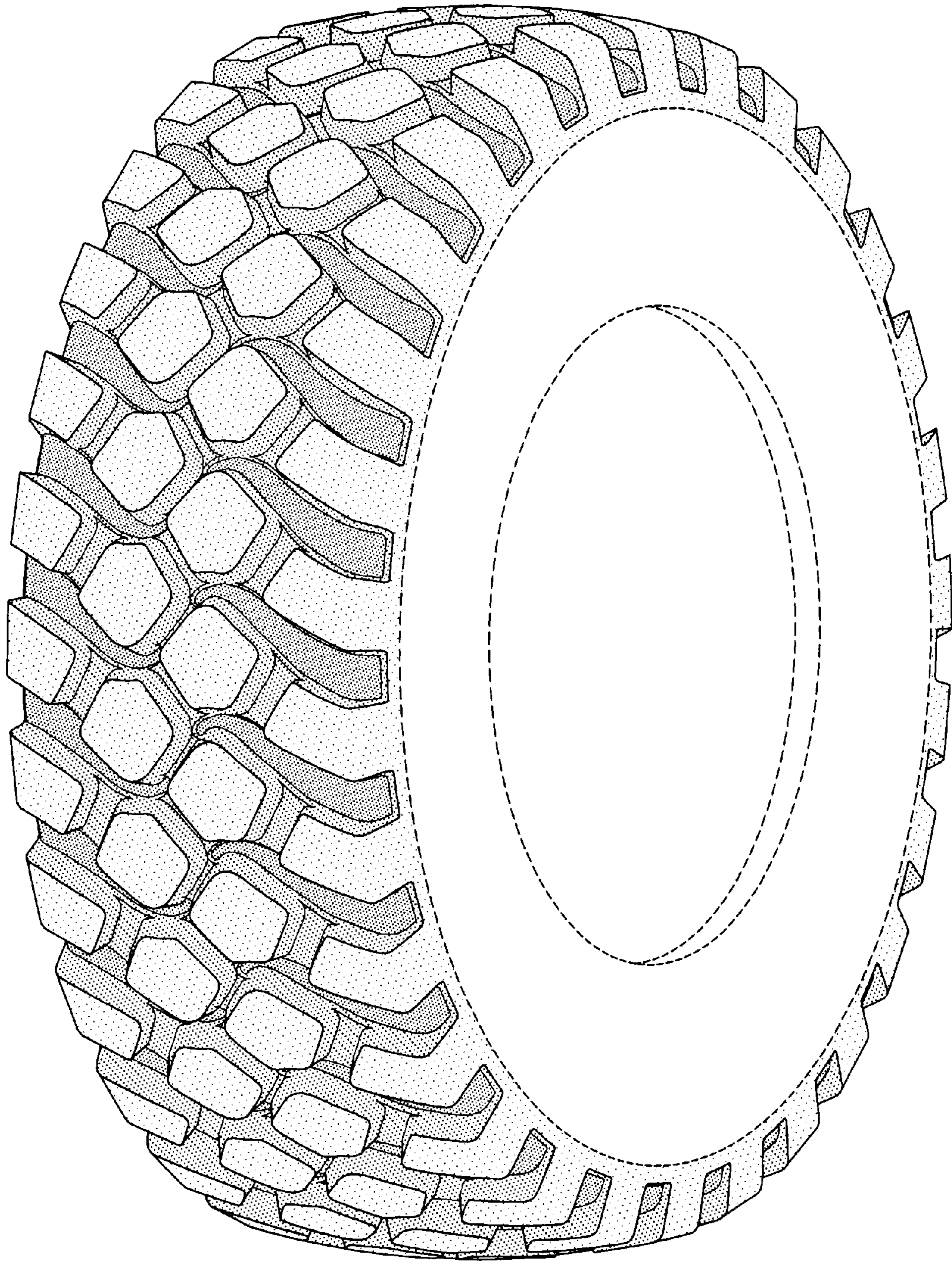


FIG-1



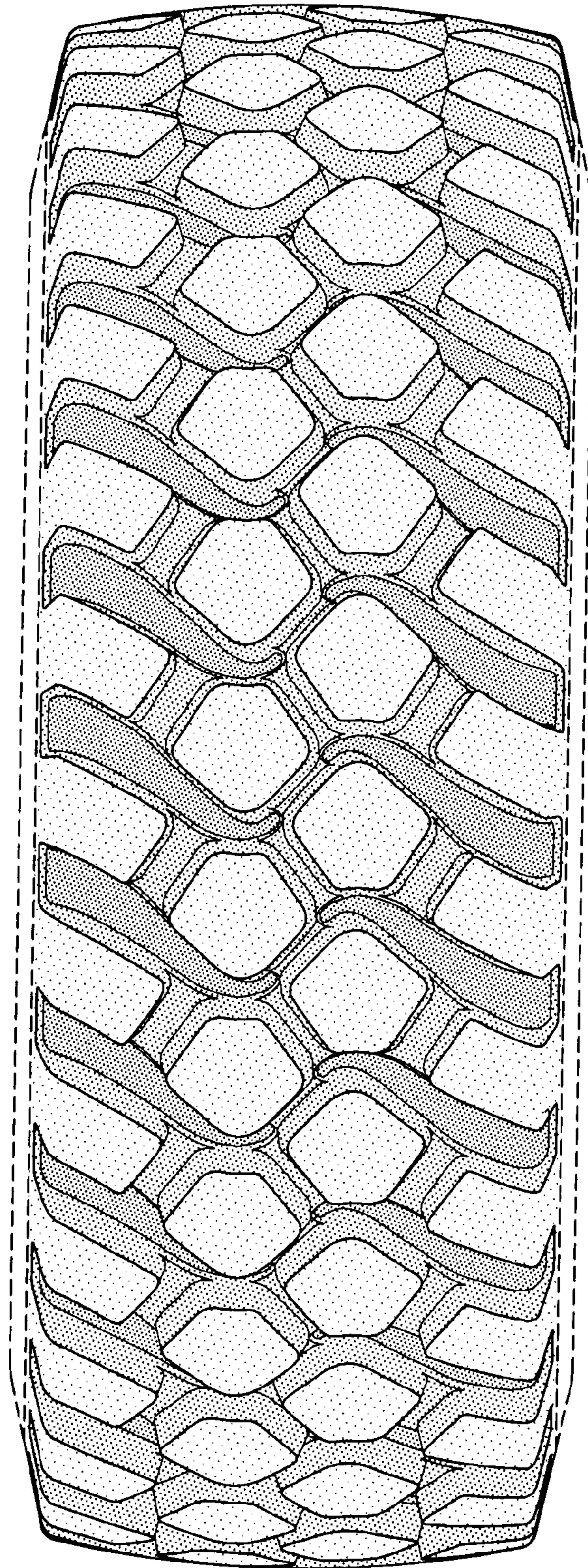


FIG-2

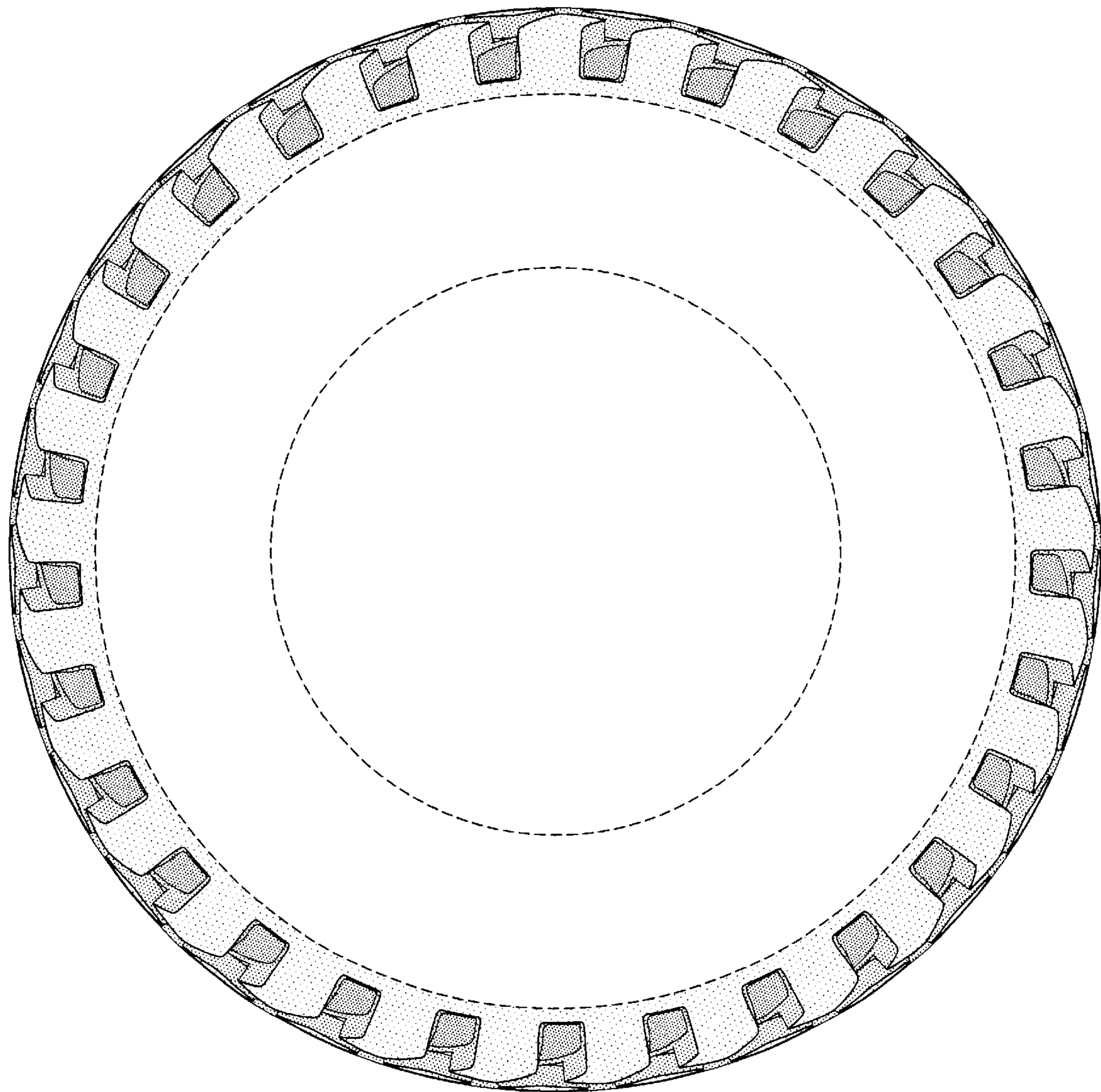


FIG-3



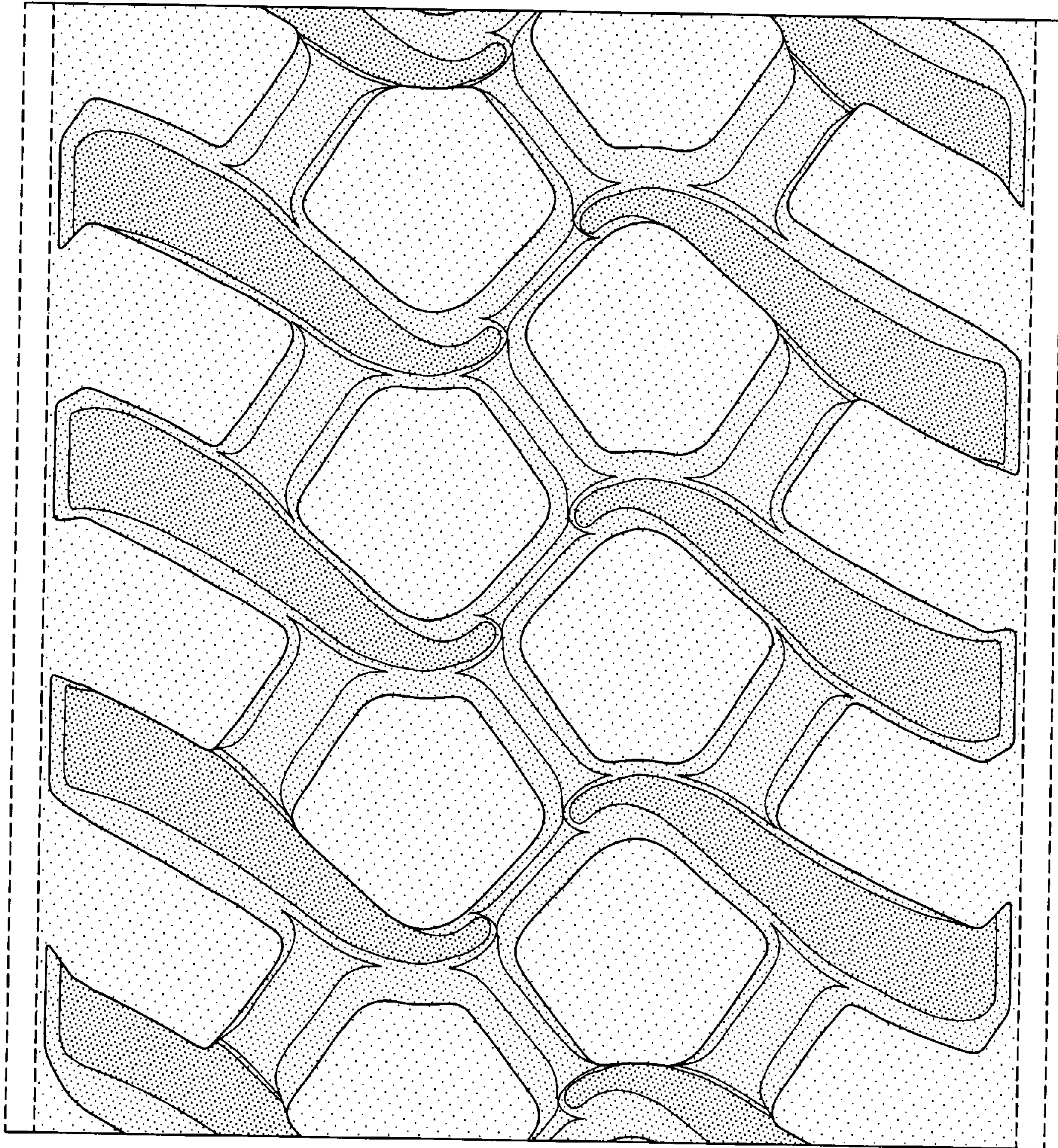


FIG-4