

US00D530250S

(12) **United States Design Patent**
Thom

(10) **Patent No.:** **US D530,250 S**

(45) **Date of Patent:** **** Oct. 17, 2006**

(54) **ALL-WEATHER VEHICLE FLOOR MAT WITH ORNAMENTAL BADGE CAVITY**

D514,493 S * 2/2006 MacNeil D12/203

* cited by examiner

(75) Inventor: **Allan R. Thom**, Clarendon Hills, IL (US)

Primary Examiner—Stacia Cadmus

(74) *Attorney, Agent, or Firm*—Jefferson Perkins

(73) Assignee: **David F. MacNeil**, Hinsdale, IL (US)

(57) **CLAIM**

(**) Term: **14 Years**

The ornamental design for an all-weather vehicle floor mat with ornamental badge cavity, as shown and described.

(21) Appl. No.: **29/254,767**

DESCRIPTION

(22) Filed: **Feb. 28, 2006**

(51) **LOC (8) Cl.** **12-16**

(52) **U.S. Cl.** **D12/203**

(58) **Field of Classification Search** D12/203;
D6/582–586, 592; 296/97.23; 15/215–217;
428/138, 141; 280/163–164.1

See application file for complete search history.

FIG. 1 is a perspective view of my new design;
FIG. 2 is a right side view of my design;
FIG. 3 is a front side view of my design;
FIG. 4 is a back side view of my design;
FIG. 5 is a left side view of my design;
FIG. 6 is a top view of my design;
FIG. 7 is an enlarged sectional view taken along Line 7—7 of FIG. 6;
FIG. 8 is an enlarged sectional view taken along Line 8—8 of FIG. 6; and,
FIG. 9 is an enlarged sectional view of my design taken along Line 9—9 of FIG. 6.

(56) **References Cited**

U.S. PATENT DOCUMENTS

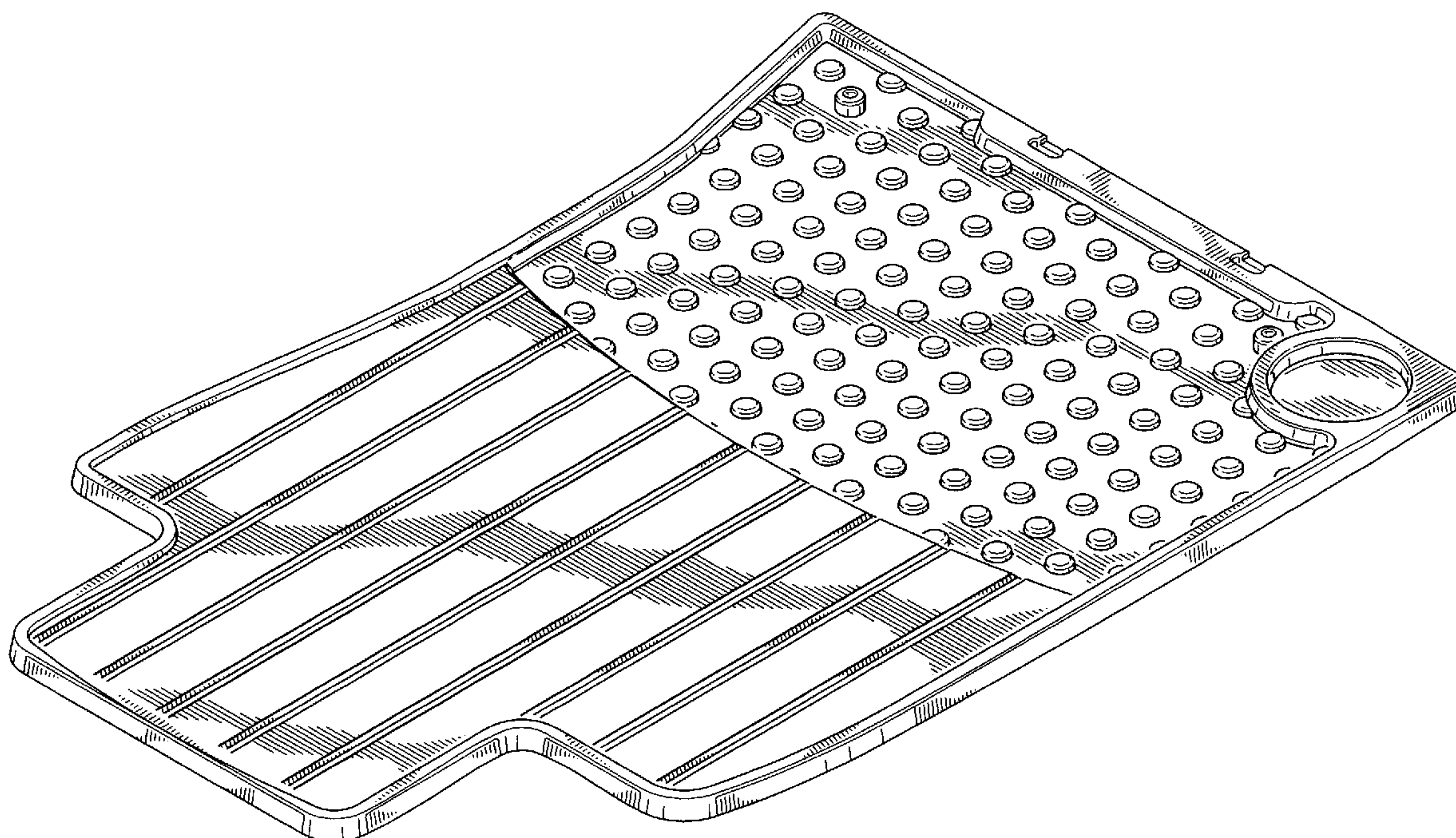
D291,986 S	*	9/1987	Nilsson	D12/203
D302,416 S	*	7/1989	Lehner et al.	D12/203
D325,555 S	*	4/1992	Primeau	D12/203
D355,321 S	*	2/1995	Giles	D6/582
D432,478 S	*	10/2000	Lu	D12/203
D433,983 S	*	11/2000	Lu	D12/203
D444,115 S	*	6/2001	Iacovelli et al.	D12/203
D454,321 S	*	3/2002	Lu	D12/203
D469,726 S	*	2/2003	Kraines	D12/203
D489,306 S	*	5/2004	Kraines	D12/203
D514,044 S	*	1/2006	Hussaini et al.	D12/203

The bottom of the vehicle floor mat into which my design is incorporated is unadorned and forms no portion of the claimed design.

The all weather vehicle floor mat with ornamental badge cavity is shown broken away in FIG. 9 for ease of illustration.

The broken line showing of environment is for illustrative purposes only and forms no part of the claimed design.

1 Claim, 4 Drawing Sheets



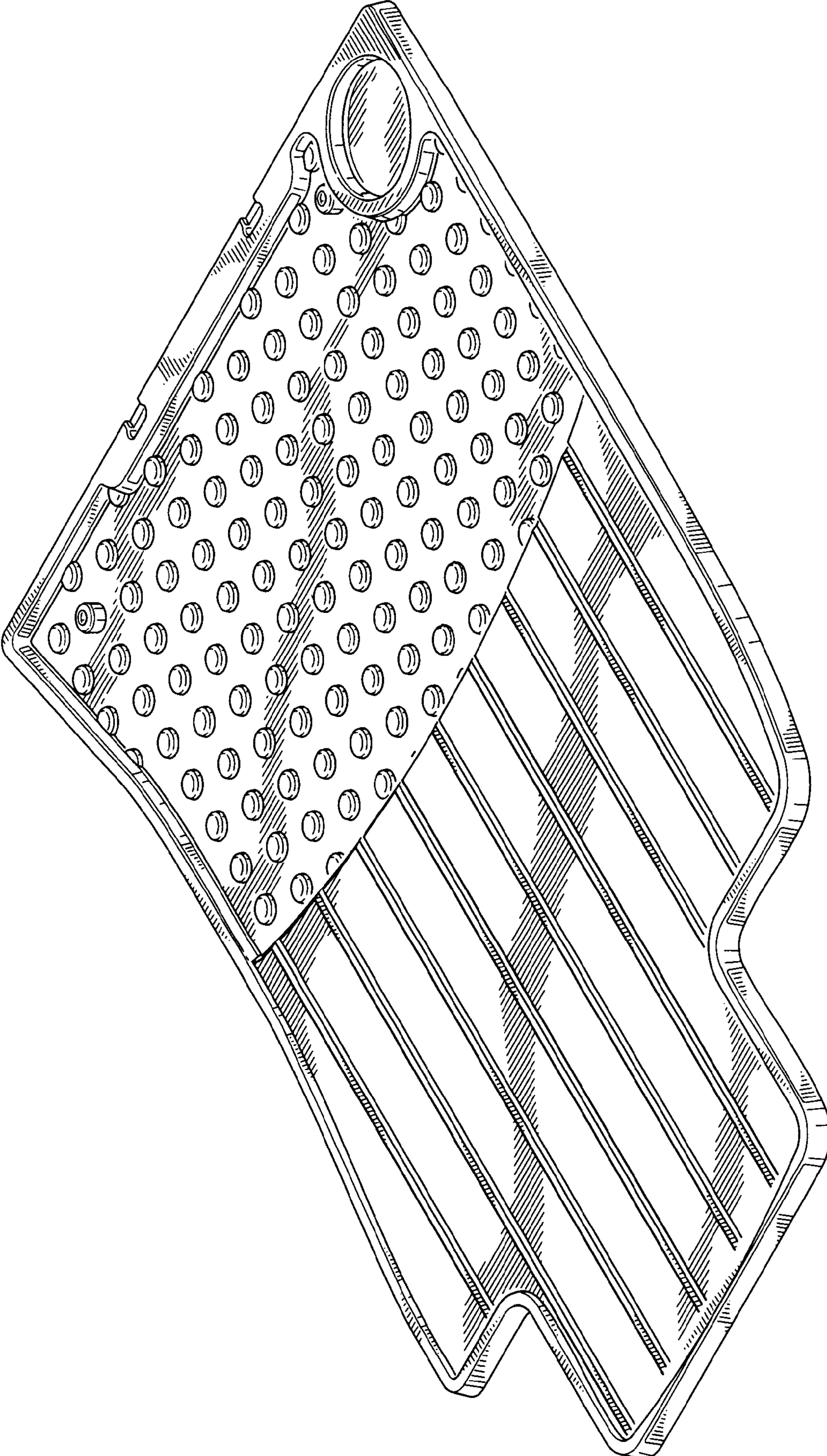


FIG. 1



FIG. 2



FIG. 3




FIG. 4



FIG. 5

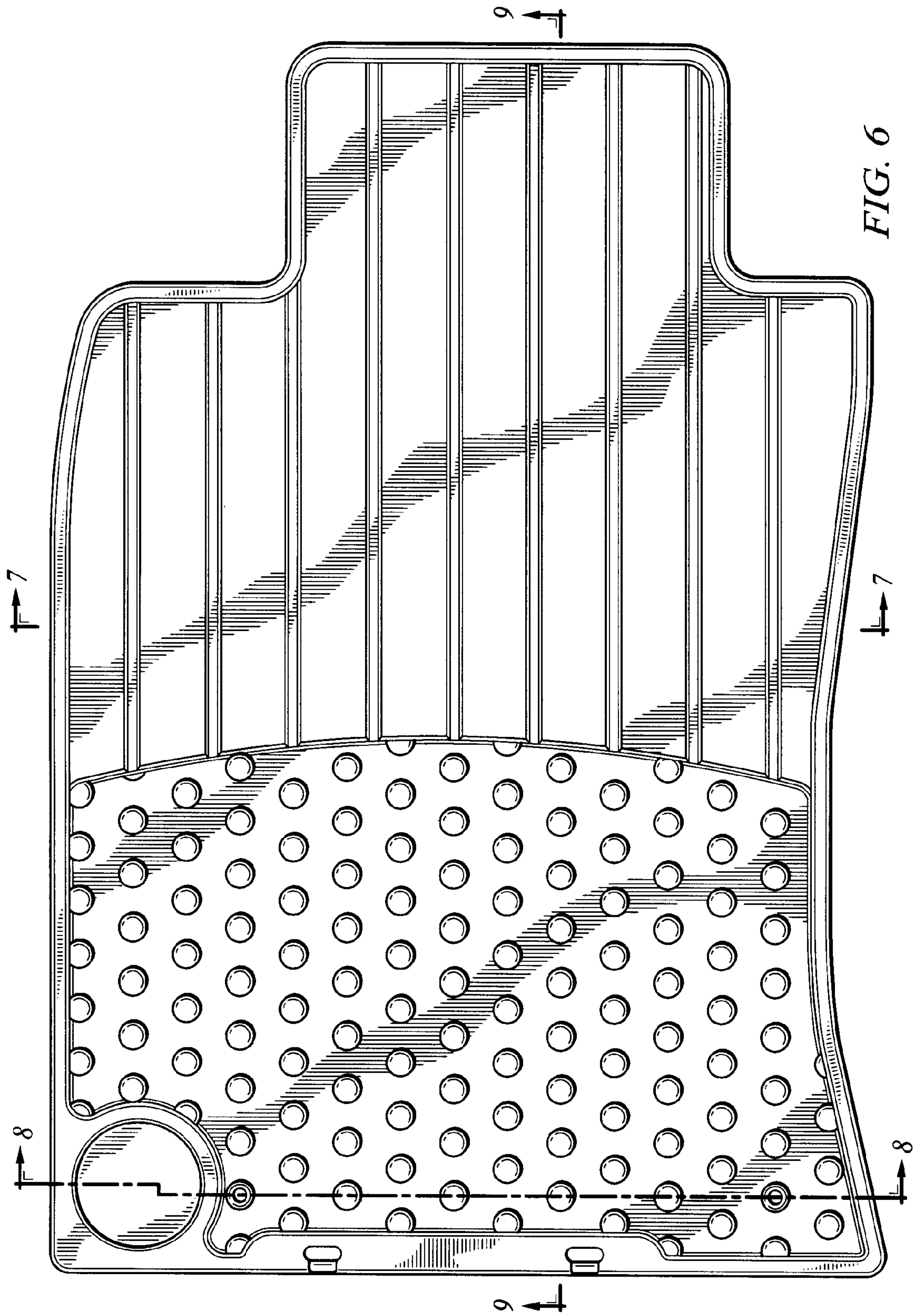




FIG. 7



FIG. 8



FIG. 9