



US00D530249S

(12) **United States Design Patent**
Norman et al.

(10) **Patent No.: US D530,249 S**
(45) **Date of Patent: ** Oct. 17, 2006**

(54) **VEHICLE INSTRUMENT PANEL**
(75) Inventors: **Johnathan Norman**, San Pedro, CA
(US); **Patrick Hebert**, Long Beach, CA
(US); **Masaya Kikuchi**, Los Angeles,
CA (US)

D492,632 S * 7/2004 Pfeiffer D12/192
D493,756 S * 8/2004 Yamamoto et al. D12/192
D493,757 S * 8/2004 Pfeiffer D12/192
D494,908 S * 8/2004 Pfeiffer D12/192
D499,998 S * 12/2004 Tanaka et al. D12/192
D512,006 S * 11/2005 Sims D12/192
D512,357 S * 12/2005 Schuttera D12/192

(73) Assignee: **Honda Motor Co., Ltd.**, Tokyo (JP)

* cited by examiner

(**) Term: **14 Years**

Primary Examiner—Stacia Cadmus

(21) Appl. No.: **29/251,623**

(74) *Attorney, Agent, or Firm*—Plumsea Law Group, LLC;
Mark E. Duell

(22) Filed: **Jan. 10, 2006**

(57) **CLAIM**

(51) **LOC (8) Cl.** **12-16**

The ornamental design for a vehicle instrument panel, as shown and described.

(52) **U.S. Cl.** **D12/192**

(58) **Field of Classification Search** D12/192;
180/90; 280/750–752; D10/46, 102, 98, 122–127;
D15/17, 28; 296/190.01–191, 70
See application file for complete search history.

DESCRIPTION

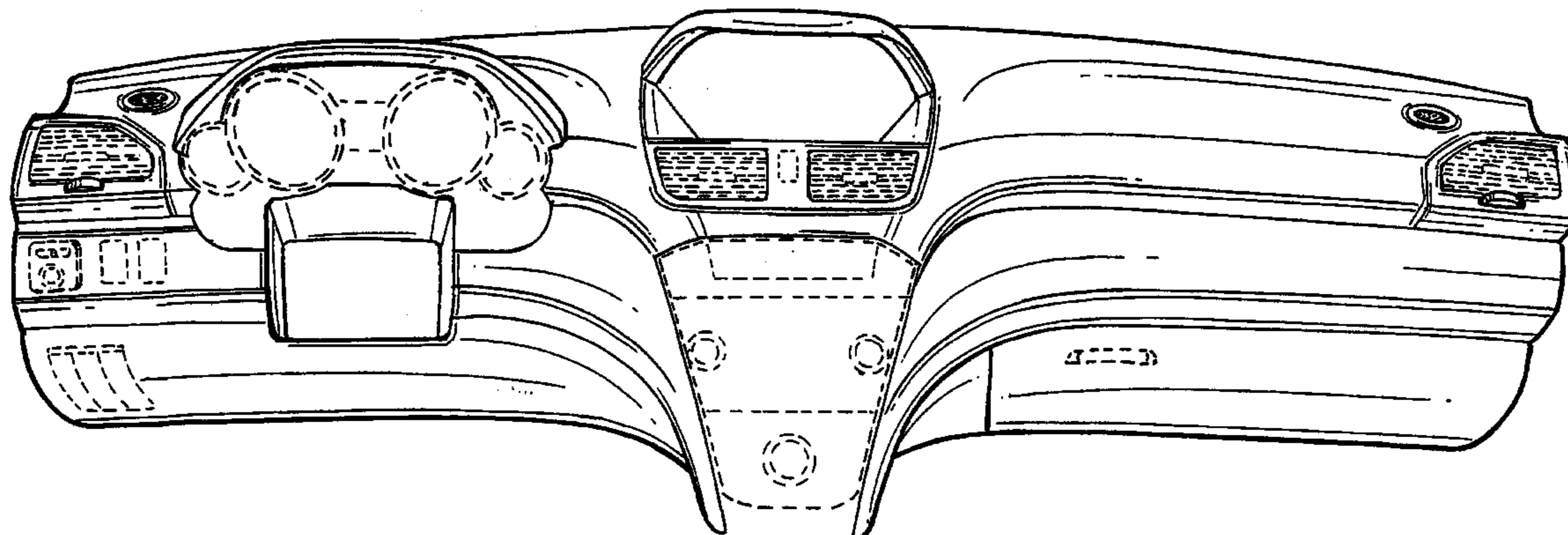
FIG. 1 is a perspective view of a vehicle instrument panel showing our new design; and, FIG. 2 is a front elevational view thereof. The broken line showings of the louvers in the vent openings, rectangular latches and controls, gauges, and elements in the center panel are for illustrative purposes only and form no part of the claimed design.

(56) **References Cited**

U.S. PATENT DOCUMENTS

D423,434 S * 4/2000 Yano et al. D12/192
D469,391 S * 1/2003 Pfeiffer et al. D12/192
D489,660 S * 5/2004 Okumura et al. D12/192

1 Claim, 2 Drawing Sheets



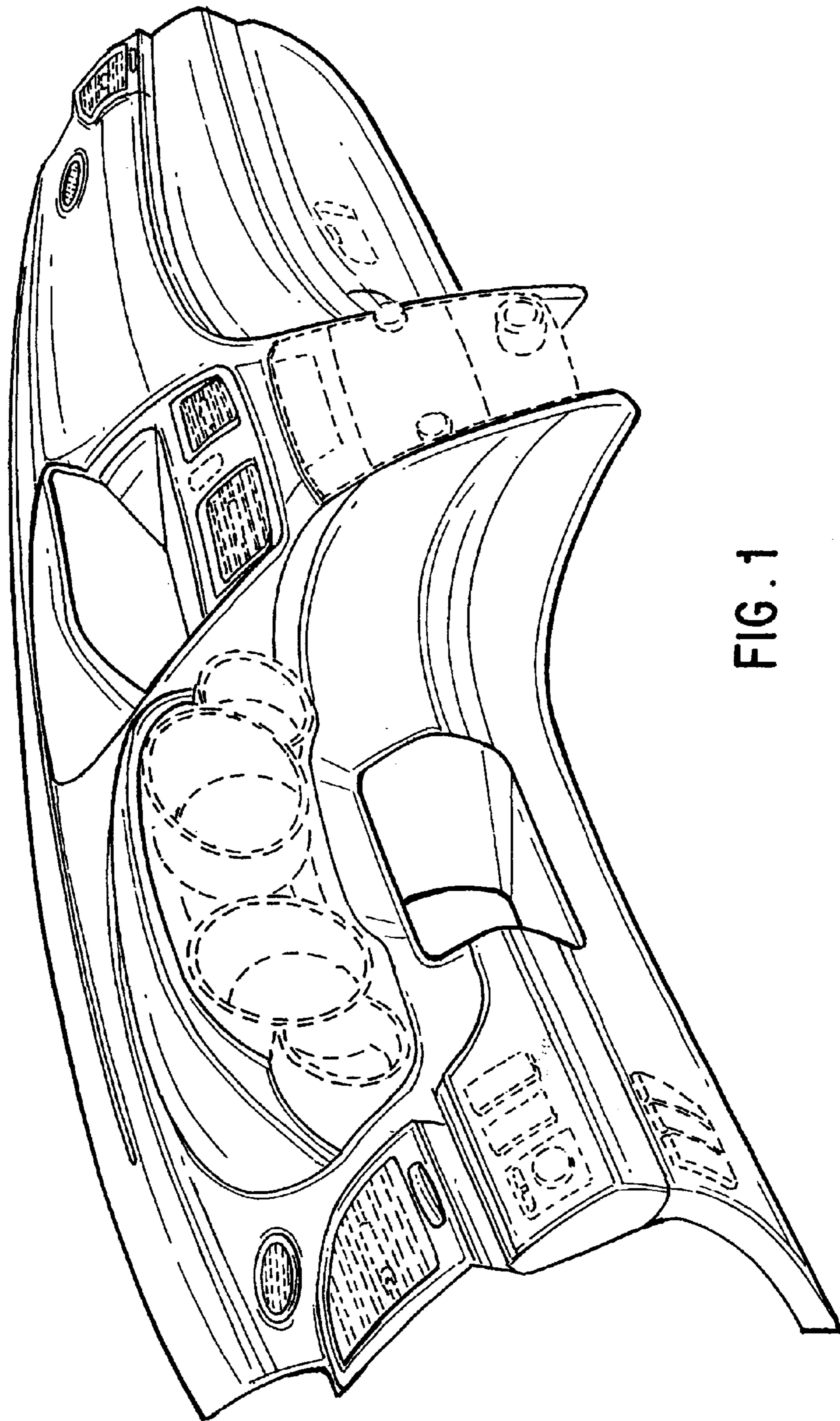


FIG. 1

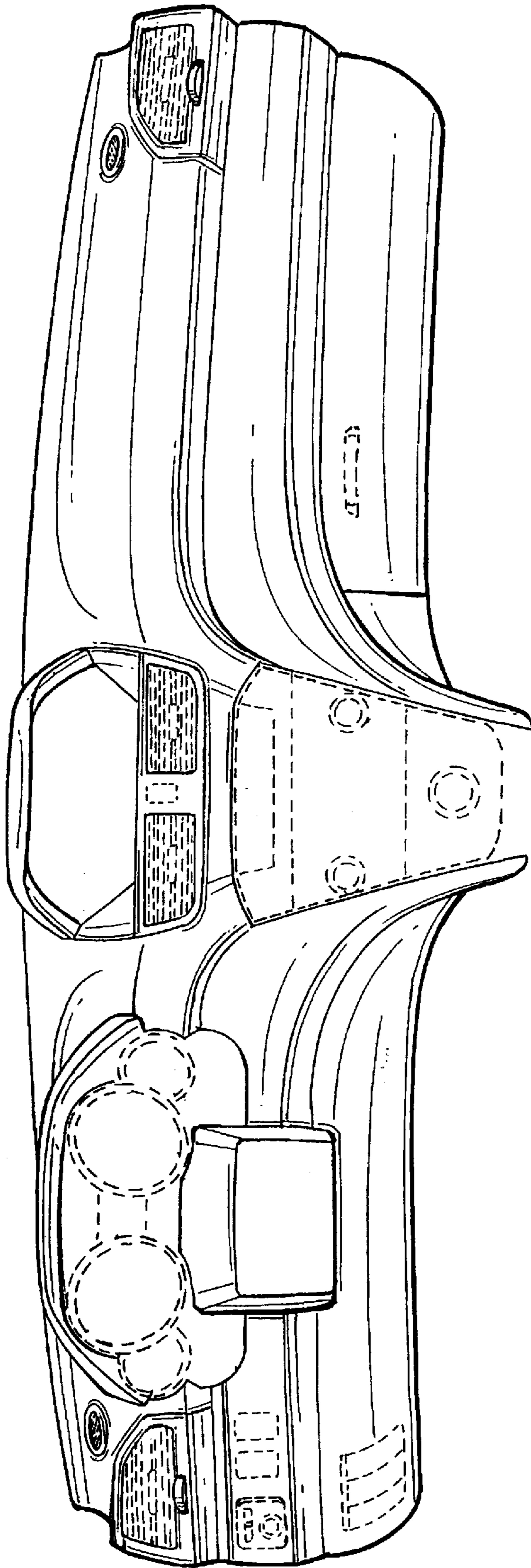


FIG. 2