



US00D530229S

(12) **United States Design Patent**  
**Wunderman**

(10) **Patent No.:** **US D530,229 S**  
(45) **Date of Patent:** **\*\* Oct. 17, 2006**

(54) **WRISTWATCH**

(75) **Inventor:** **Severin Wunderman**, Los Angeles, CA  
(US)

(73) **Assignee:** **Montres Corum Sarl**, Chaux-de-Fonds  
(CH)

(\*\*) **Term:** **14 Years**

(21) **Appl. No.:** **29/240,953**

(22) **Filed:** **Oct. 21, 2005**

(30) **Foreign Application Priority Data**

Apr. 22, 2005 (SE) ..... 131651

(51) **LOC (8) Cl.** ..... **10-02**

(52) **U.S. Cl.** ..... **D10/32**

(58) **Field of Classification Search** ..... D10/30-39,  
D10/123-126; 368/276, 277, 281-283, 285,  
368/10, 21, 28-30, 223, 228, 239-242, 232,  
368/234

See application file for complete search history.

(56) **References Cited**

**U.S. PATENT DOCUMENTS**

- 1,085,857 A \* 2/1914 Fitch ..... 368/277
- 2,518,163 A \* 8/1950 Megar ..... 63/4
- 3,162,007 A \* 12/1964 Parmentier ..... 368/281
- D266,908 S \* 11/1982 Schwab et al. .... D10/39
- D266,909 S \* 11/1982 Schwab et al. .... D10/39
- D266,994 S \* 11/1982 Schwab et al. .... D10/39
- D267,931 S \* 2/1983 Schwab et al. .... D10/39
- D404,319 S \* 1/1999 Deleskiewicz ..... D10/32
- D420,293 S \* 2/2000 Parmigiani ..... D10/30

- D438,473 S \* 3/2001 Dumas ..... D10/39
- D457,816 S \* 5/2002 Guye ..... D10/32
- D478,515 S \* 8/2003 Sugiura et al. .... D10/32
- D518,743 S \* 4/2006 Sugiura et al. .... D10/32

**OTHER PUBLICATIONS**

Swiss Watch and Jewelry Journal, Jun. 1980, p. 681,  
“Golden Bridge” watches by Corum.\*

Wristwatches—A Connoisseur’s Guide, by Frank Edwards,  
copyright 1997, Firefly Publishing, p. 129, Franck Muller  
watches.\*

Wristwatches—History of a Century’s Development, by  
Kahlert, Muhe and Brunner, copyright 1986, Schiffer Pub-  
lishing, p. 296, watches.\*

\* cited by examiner

*Primary Examiner*—Lucy Lieberman

(74) *Attorney, Agent, or Firm*—Sughrue Mion, PLLC

(57) **CLAIM**

The ornamental design for a wristwatch, as shown.

**DESCRIPTION**

FIG. 1 is a perspective view of the front and right side of a  
wristwatch showing my new design;

FIG. 2 is a perspective view of the rear and right side  
thereof;

FIG. 3 is a front elevational view thereof;

FIG. 4 is a rear elevational view thereof;

FIG. 5 is a right side elevational view thereof;

FIG. 6 is a top plan view thereof;

FIG. 7 is a left side elevational view thereof; and,

FIG. 8 is a bottom plan view thereof.

**1 Claim, 2 Drawing Sheets**






FIG. 1




FIG. 2




FIG. 3




FIG. 4






FIG. 5



FIG. 6

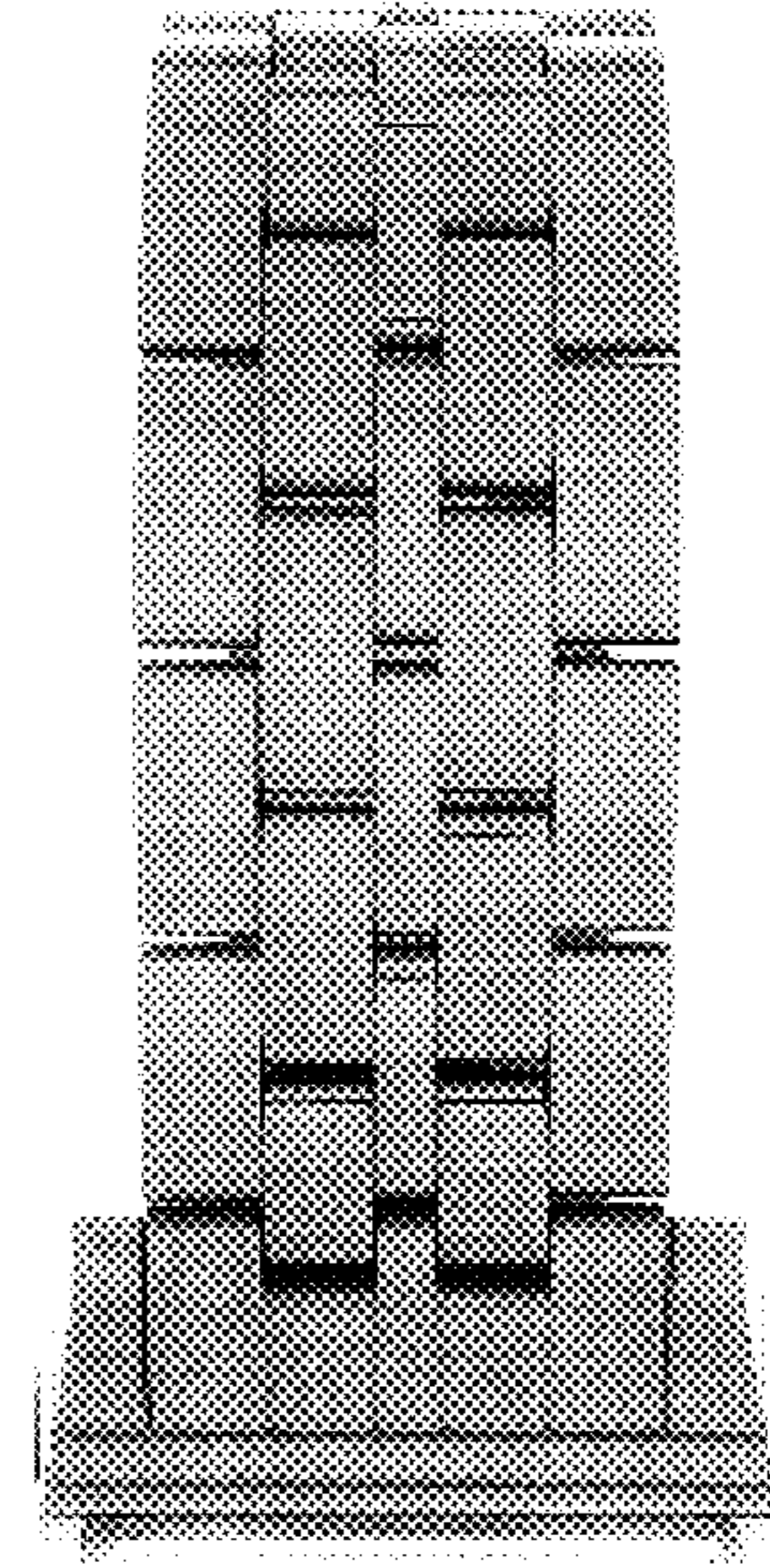


FIG. 7



FIG. 8

