



US00D530226S

(12) **United States Design Patent**
Senggen et al.

(10) **Patent No.:** **US D530,226 S**
(45) **Date of Patent:** **** Oct. 17, 2006**

(54) **WRISTWATCH**

(75) Inventors: **J r mie Senggen**, Geneva (CH);
Jean-Marc Salemi, Geneva (CH)

(73) Assignee: **Daniel Roth et G rald Genta Haute**
Horlogerie SA, Meyrin (CH)

(**) Term: **14 Years**

(21) Appl. No.: **29/239,546**

(22) Filed: **Oct. 3, 2005**

(30) **Foreign Application Priority Data**

May 25, 2005 (CH) 131 763

(51) **LOC (8) Cl.** **10-02**

(52) **U.S. Cl.** **D10/32**

(58) **Field of Classification Search** D10/30-39,
D10/123-126; 368/276, 277, 281-283, 285,
368/10, 21, 28-30, 223, 228, 239-242, 232,
368/234

See application file for complete search history.

(56) **References Cited**

U.S. PATENT DOCUMENTS

903,964 A * 11/1908 Ferguson 368/232
5,177,712 A * 1/1993 Kakizawa 368/28

5,943,299 A * 8/1999 Genta 368/28
D437,791 S * 2/2001 Roden D10/32
D460,002 S * 7/2002 Wunderman D10/32
D473,473 S * 4/2003 Wunderman D10/32
D473,476 S * 4/2003 Roden D10/32
D473,477 S * 4/2003 Roden D10/32
D508,653 S * 8/2005 Roden D10/32
D509,755 S * 9/2005 Roden D10/32
D518,387 S * 4/2006 Roden D10/31

* cited by examiner

Primary Examiner—Lucy Lieberman

(74) *Attorney, Agent, or Firm*—Sughrue Mion, PLLC

(57) **CLAIM**

The ornamental design for a wristwatch, as shown.

DESCRIPTION

FIG. 1 is a perspective view of the front and right side of a wristwatch showing our new design; FIG. 2 is a perspective view of the rear and right side thereof; FIG. 3 is a front elevational view thereof; FIG. 4 is a rear elevational view thereof; FIG. 5 is a right side elevational view thereof; FIG. 6 is a left side elevational view thereof; FIG. 7 is a top plan view thereof; and, FIG. 8 is a bottom plan view thereof.

1 Claim, 2 Drawing Sheets



FIG. 1




FIG. 2




FIG. 3



FIG. 4




FIG. 5



FIG. 7




FIG. 6



FIG. 8

