



US00D530214S

(12) **United States Design Patent**  
**Scott**

(10) **Patent No.:** **US D530,214 S**

(45) **Date of Patent:** **\*\* Oct. 17, 2006**

(54) **BOTTLE**

(75) Inventor: **Matthew Scott**, New York, NY (US)

(73) Assignee: **Diageo North America, Inc.**, Norwalk, CT (US)

(\*\*) Term: **14 Years**

(21) Appl. No.: **29/257,811**

(22) Filed: **Apr. 10, 2006**

**Related U.S. Application Data**

(62) Division of application No. 29/225,510, filed on Mar. 17, 2005.

(51) **LOC (8) Cl.** ..... **09-01**

(52) **U.S. Cl.** ..... **D9/550; D9/552; D9/554**

(58) **Field of Classification Search** ..... D9/600,  
D9/631, 667, 682, 686, 688-691, 693, 500,  
D9/502-505, 516, 529-530, 537-540, 544-545,  
D9/549, 552, 554, 556, 558, 565, 572-574;  
D7/509-512; 215/382-384, 396, 398; 220/660,  
220/669, 675; 222/210, 212-213  
See application file for complete search history.

(56) **References Cited**

**U.S. PATENT DOCUMENTS**

2,800,734 A \* 7/1957 Blackburn ..... 40/602  
D210,514 S \* 3/1968 Brammer ..... D9/500 X  
D295,146 S \* 4/1988 Carree ..... D9/544  
D353,998 S \* 1/1995 Kotyuk, Jr. .... D9/503  
D379,154 S \* 5/1997 Cox ..... D9/540

D385,796 S \* 11/1997 Richardson ..... D9/537  
D434,985 S \* 12/2000 Colonna ..... D9/516  
D447,061 S \* 8/2001 Peek ..... D9/549  
D453,686 S \* 2/2002 Petursdottir ..... D9/570  
D456,243 S \* 4/2002 Davis ..... D9/667  
D458,144 S \* 6/2002 Trabal ..... D9/554  
D461,410 S \* 8/2002 Zutler ..... D9/500  
D463,734 S \* 10/2002 Gobe ..... D9/691  
D479,133 S \* 9/2003 Quintero ..... D9/551  
D508,856 S \* 8/2005 Boon et al. .... D9/545

\* cited by examiner

*Primary Examiner*—Carol Rademaker

(74) *Attorney, Agent, or Firm*—Morgan, Lewis & Bockius LLP

(57) **CLAIM**

The ornamental design for a bottle, as shown and described.

**DESCRIPTION**

FIG. 1 is a perspective view of a bottle of the new design;  
FIG. 2 is a front elevation view thereof;  
FIG. 3 is a left side elevation view thereof;  
FIG. 4 is a back elevation view thereof;  
FIG. 5 is a right side elevation view thereof;  
FIG. 6 is a top plan view thereof; and,  
FIG. 7 is a bottom plan view thereof.

The dash-dash-dash-dash broken lines shown in the drawings are for illustrative purposes only and form no part of the claimed design.

The dash-dot-dot-dash-dot-dot broken lines shown in the drawings define the boundaries of the claim.

**1 Claim, 3 Drawing Sheets**

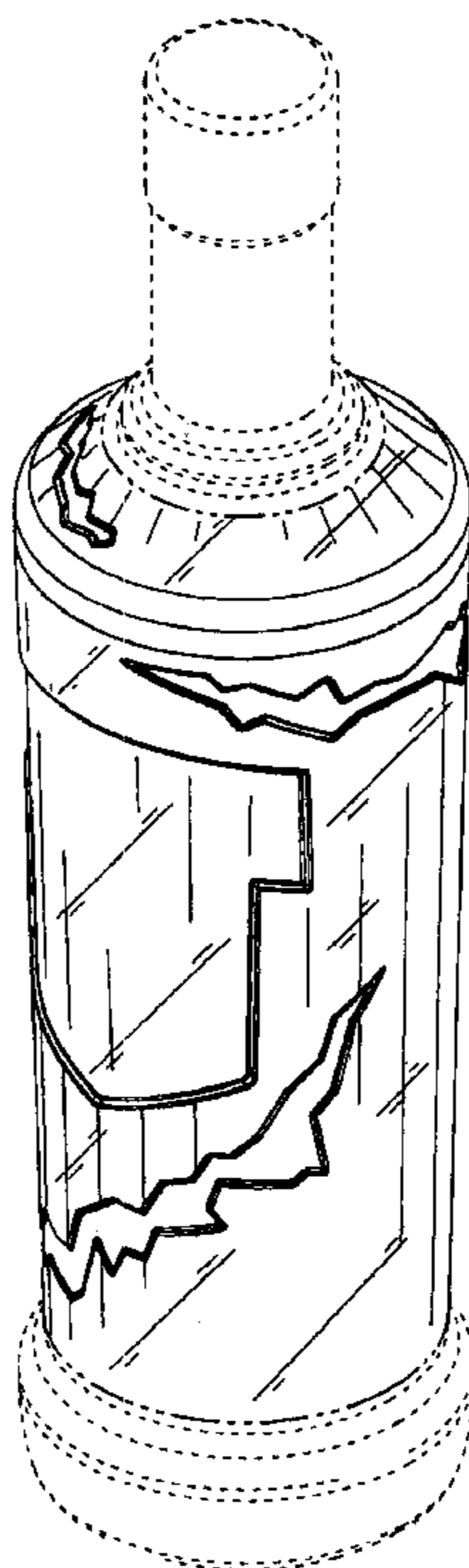


FIG. 1

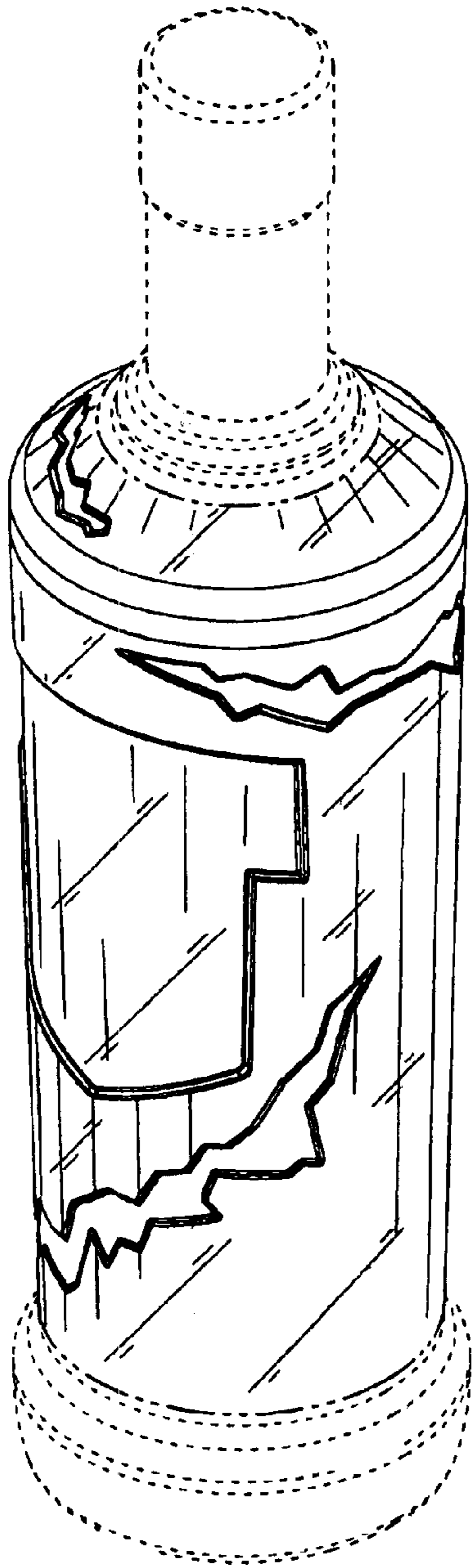


FIG. 2




FIG. 3





FIG. 4






FIG. 5

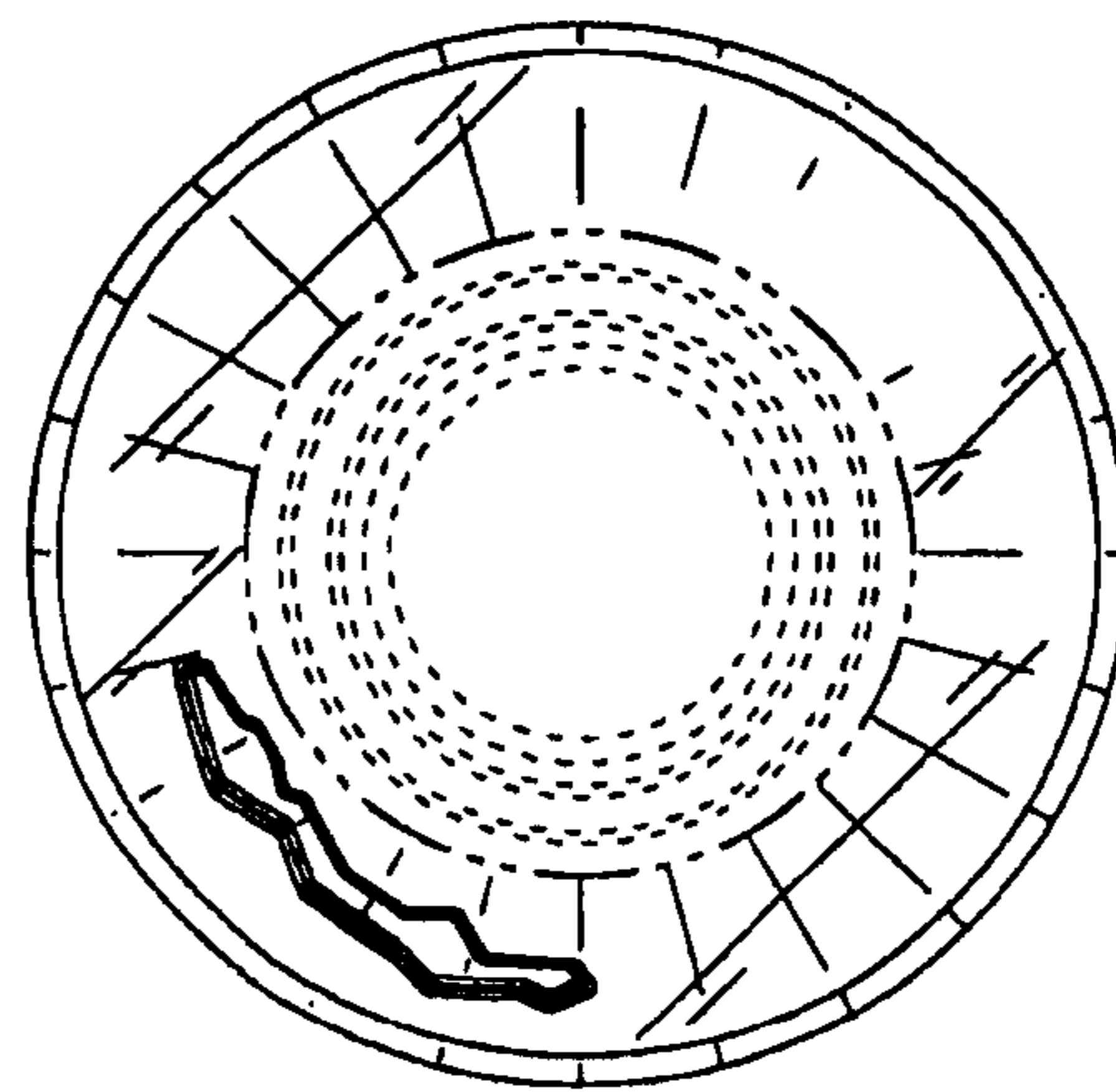


FIG. 6

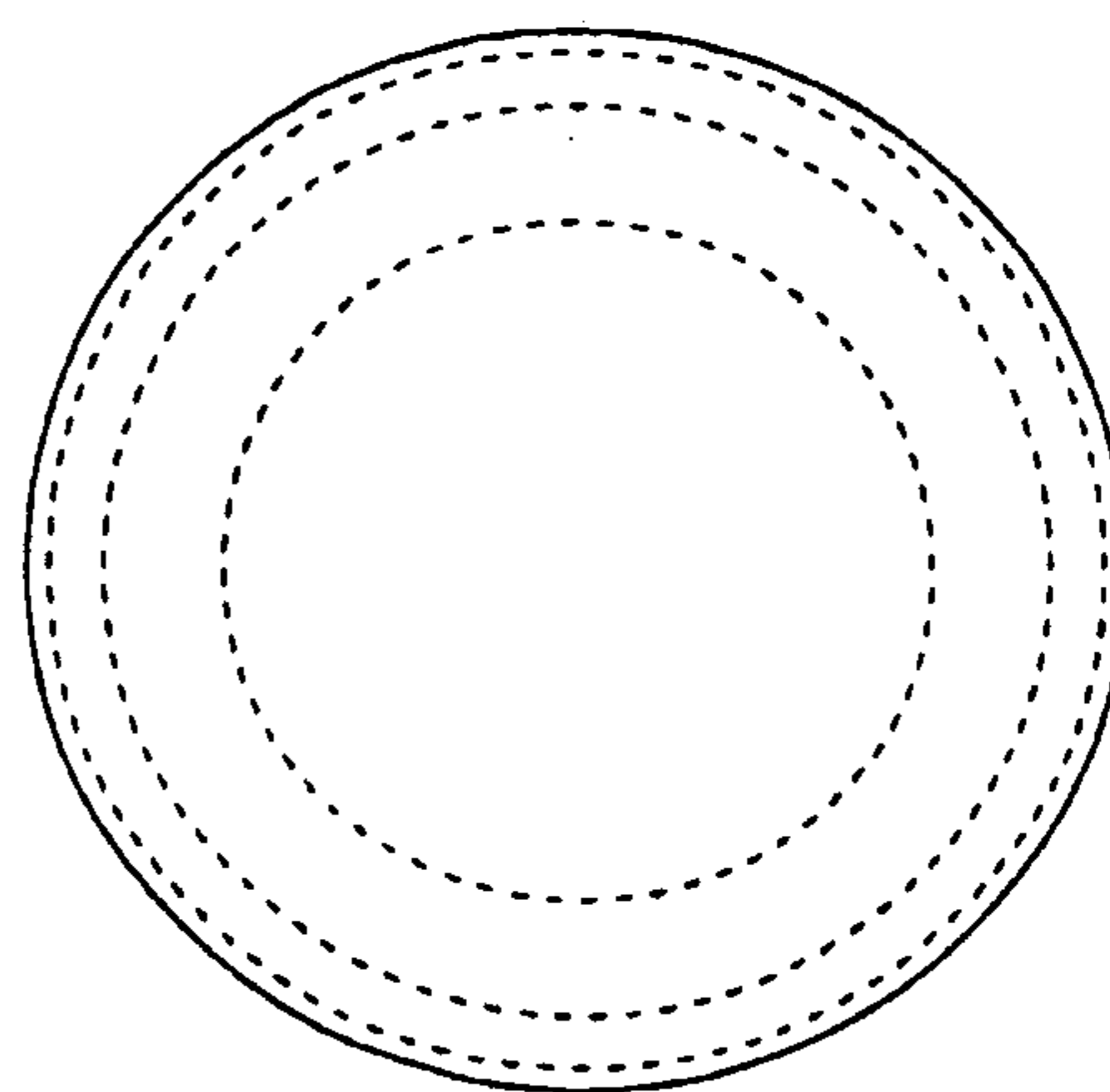


FIG. 7