



US00D530204S

(12) **United States Design Patent**
Zaidman

(10) **Patent No.:** **US D530,204 S**
(45) **Date of Patent:** **** Oct. 17, 2006**

- (54) **DISPENSER COVER**
- (75) Inventor: **Uri Zaidman**, Kadima (IL)
- (73) Assignee: **Albaad Massuot Yitzhak Ltd.**,
Massuot Yitzhak (IL)
- (**) Term: **14 Years**
- (21) Appl. No.: **29/242,229**
- (22) Filed: **Nov. 8, 2005**
- (51) **LOC (8) Cl.** **09-07**
- (52) **U.S. Cl.** **D9/449**
- (58) **Field of Classification Search** D9/734,
D9/454, 453, 447, 443, 440, 435, 449, 420;
D7/392.1; D6/515-518; 222/575; 221/282,
221/26; 206/824, 812, 389, 233, 225
See application file for complete search history.

(56) **References Cited**

U.S. PATENT DOCUMENTS

3,421,654	A	*	1/1969	Hexel	D9/435
D274,030	S	*	5/1984	Daenen et al.	D9/435
D301,549	S		6/1989	Foster		
D307,555	S		5/1990	Haenni et al.		
5,516,001	A		5/1996	Muckenfuhs et al.		
D382,769	S	*	8/1997	Jeppesen et al.	D7/392.1
5,704,471	A		1/1998	Yamada		
5,729,955	A		3/1998	Yamada		
D414,637	S		10/1999	Amundson et al.		
D443,451	S		6/2001	Buck et al.		
D450,960	S	*	11/2001	Boyea et al.	D6/515
D456,713	S	*	5/2002	Bried et al.	D9/449
6,394,298	B1		5/2002	Zaidman		
6,409,044	B1		6/2002	Brown et al.		
D467,398	S		12/2002	Kohn		
D473,740	S		4/2003	Ruhotas et al.		

D485,461	S		1/2004	Sams et al.		
6,729,498	B1		5/2004	Yelton et al.		
D494,469	S		8/2004	Solowiejko		
D495,545	S		9/2004	Niehues		
D495,910	S		9/2004	Zaidman		
D498,623	S		11/2004	Sams et al.		
6,889,866	B1	*	5/2005	Gilliam et al.	220/675

* cited by examiner

Primary Examiner—Robert M. Spear
Assistant Examiner—Susan Bennett Hattan
(74) *Attorney, Agent, or Firm*—Nath & Associates PLLC;
Gregory B. Kang; Derek Richmond

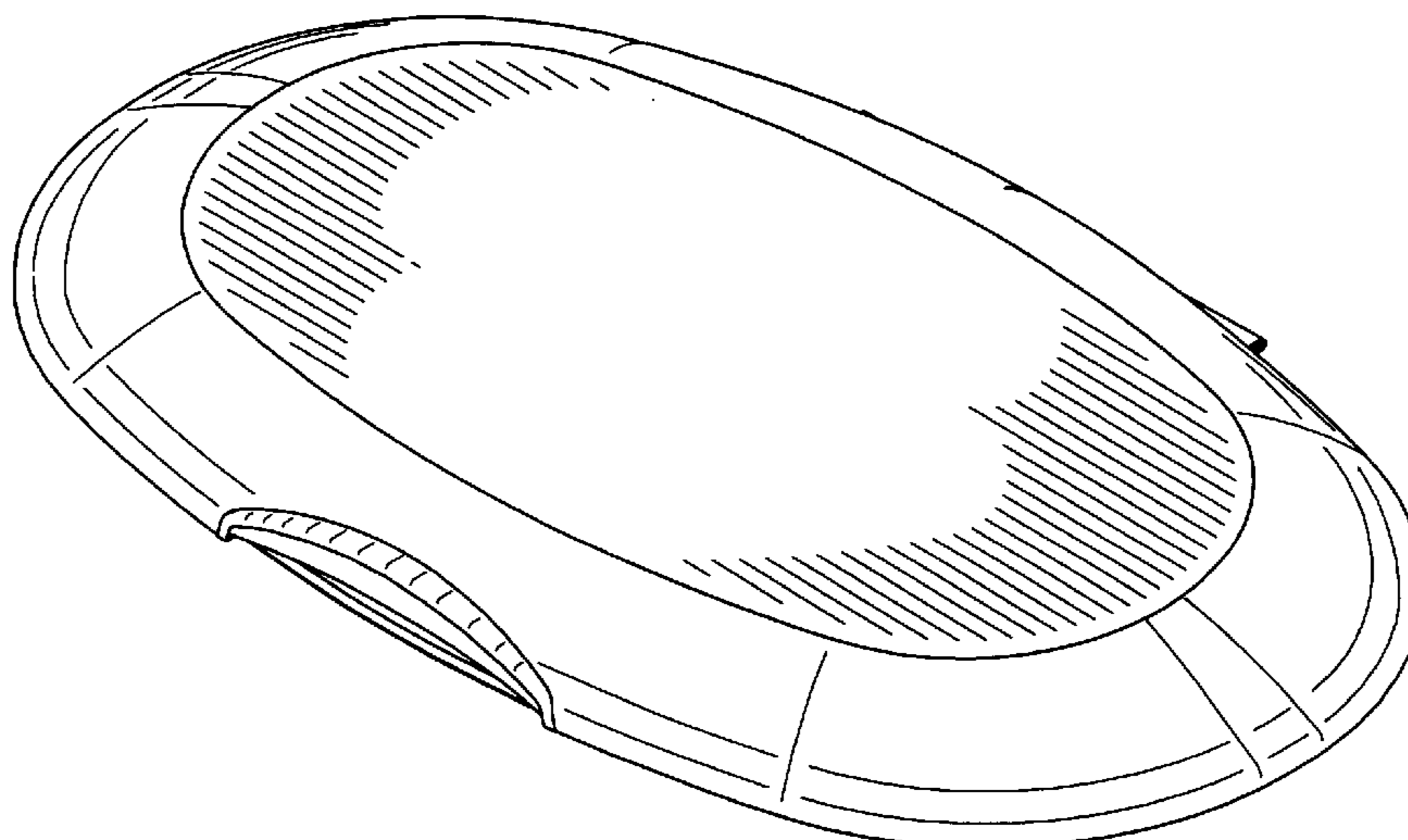
(57) **CLAIM**

I claim the ornamental design for a dispenser cover, as shown and described.

DESCRIPTION

FIG. 1 is a perspective view of my new design for a dispenser cover in the closed position; FIG. 2 is a top view of the cover seen in FIG. 1, in the closed position; FIG. 3 is a left side view of the cover seen in FIG. 1, in the closed position; FIG. 4 is a right side view of the cover seen in FIG. 1, in the closed position; FIG. 5 is a front view of the cover seen in FIG. 1, in the closed position; FIG. 6 is a rear view of the cover seen in FIG. 1, in the closed position; and, FIG. 7 is a perspective view of the cover seen in FIG. 1, in an open position. The broken line showing of a dispensing aperture forms no part of the claimed design.

1 Claim, 5 Drawing Sheets



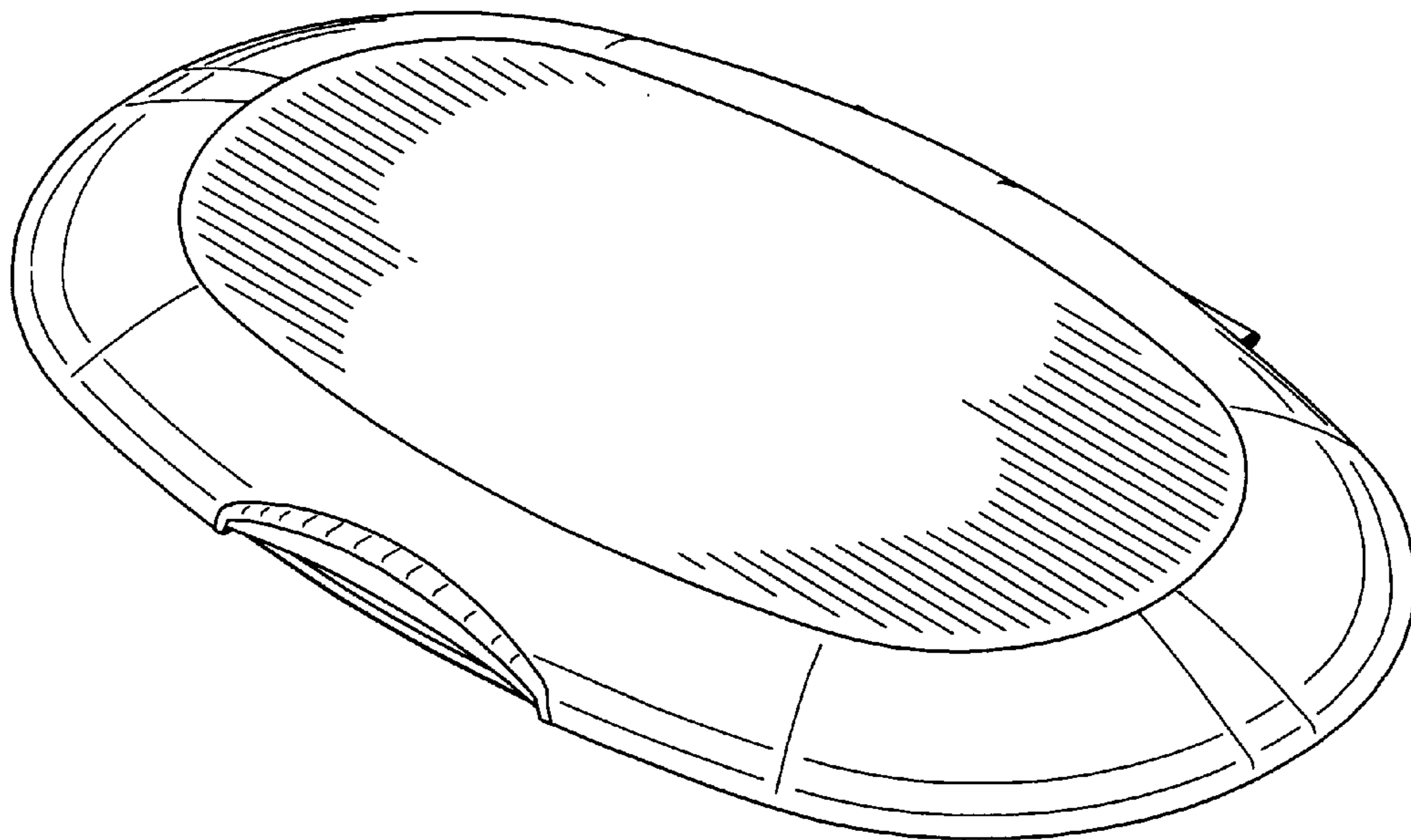


FIG. 1

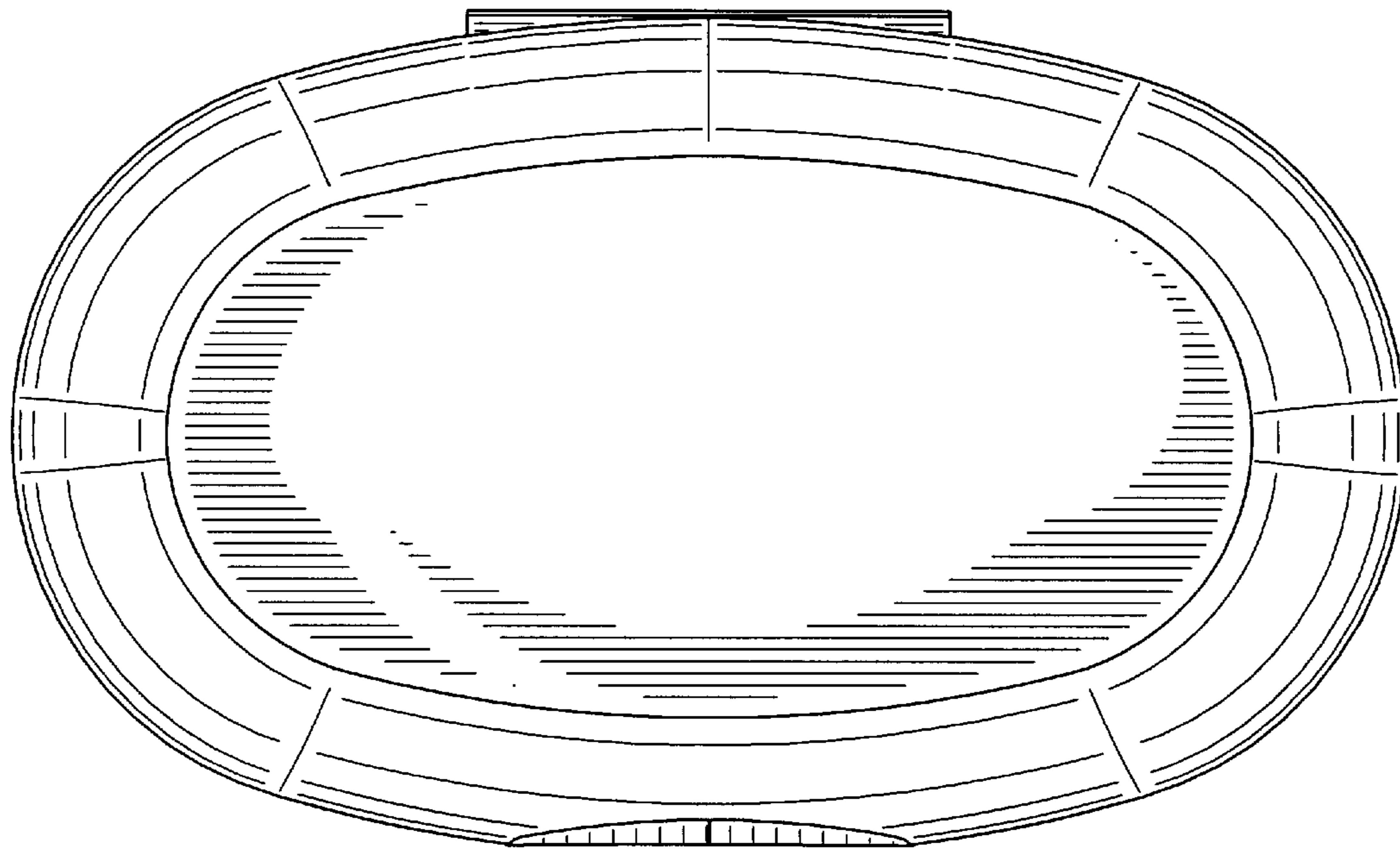


FIG. 2



FIG. 3




FIG. 4

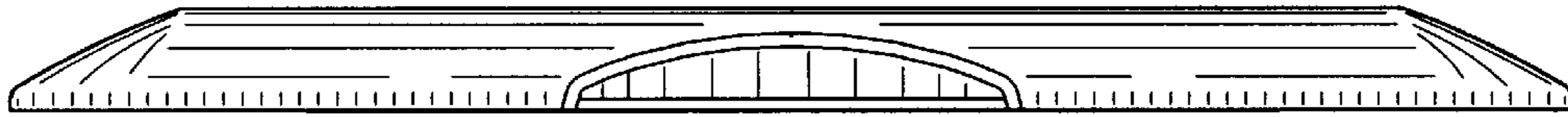


FIG. 5




FIG. 6

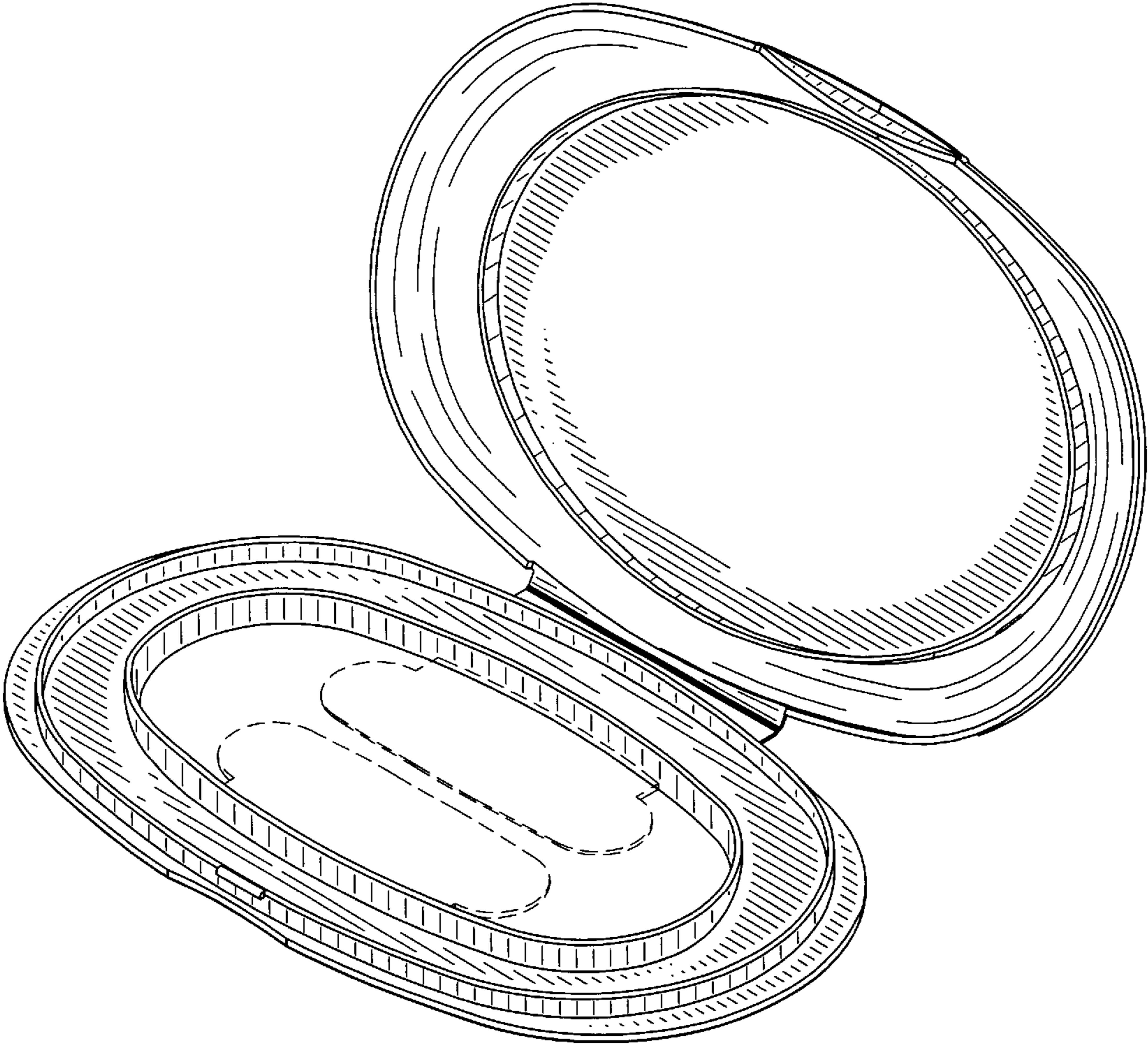


FIG.7