

US00D530192S

(12) **United States Design Patent**
Becerra

(10) **Patent No.:** **US D530,192 S**

(45) **Date of Patent:** **** Oct. 17, 2006**

(54) **ADHESIVE BACKED CLIP**

(76) **Inventor:** **Magdalena Becerra**, 9876 Nob Hill Ct., Sunrise, FL (US) 33351

(**) **Term:** **14 Years**

(21) **Appl. No.:** **29/245,143**

(22) **Filed:** **Dec. 21, 2005**

(51) **LOC (8) Cl.** **08-08**

(52) **U.S. Cl.** **D8/395**

(58) **Field of Classification Search** D8/356,
D8/371, 394-396, 499, 53, 100, 365; D12/51;
D19/65, 90; D28/39, 40, 42; 24/546, 563,
24/910, 327, 334, DIG. 8, DIG. 9, DIG. 13,
24/DIG. 28; 248/74.2, 300, 301, 316.7, 229.26
See application file for complete search history.

(56) **References Cited**

U.S. PATENT DOCUMENTS

2,659,379	A	*	11/1953	Caserta	132/276
D247,216	S	*	2/1978	Mathews	D8/356
D251,124	S	*	2/1979	Takeuchi	D19/65
D265,381	S	*	7/1982	Borja	D8/395
D286,014	S	*	10/1986	Davis	D8/395

D292,717	S	*	11/1987	Murtagh	D19/84
D300,089	S	*	3/1989	Edwards	D6/323
D340,857	S	*	11/1993	Light	D8/395
D374,602	S		10/1996	Protz, Jr.		
D478,630	S	*	8/2003	Riggins	D19/83

* cited by examiner

Primary Examiner—Louis S. Zarfes

Assistant Examiner—John Windmuller

(74) *Attorney, Agent, or Firm*—Crossley Patent Law; Mark A. Crossley

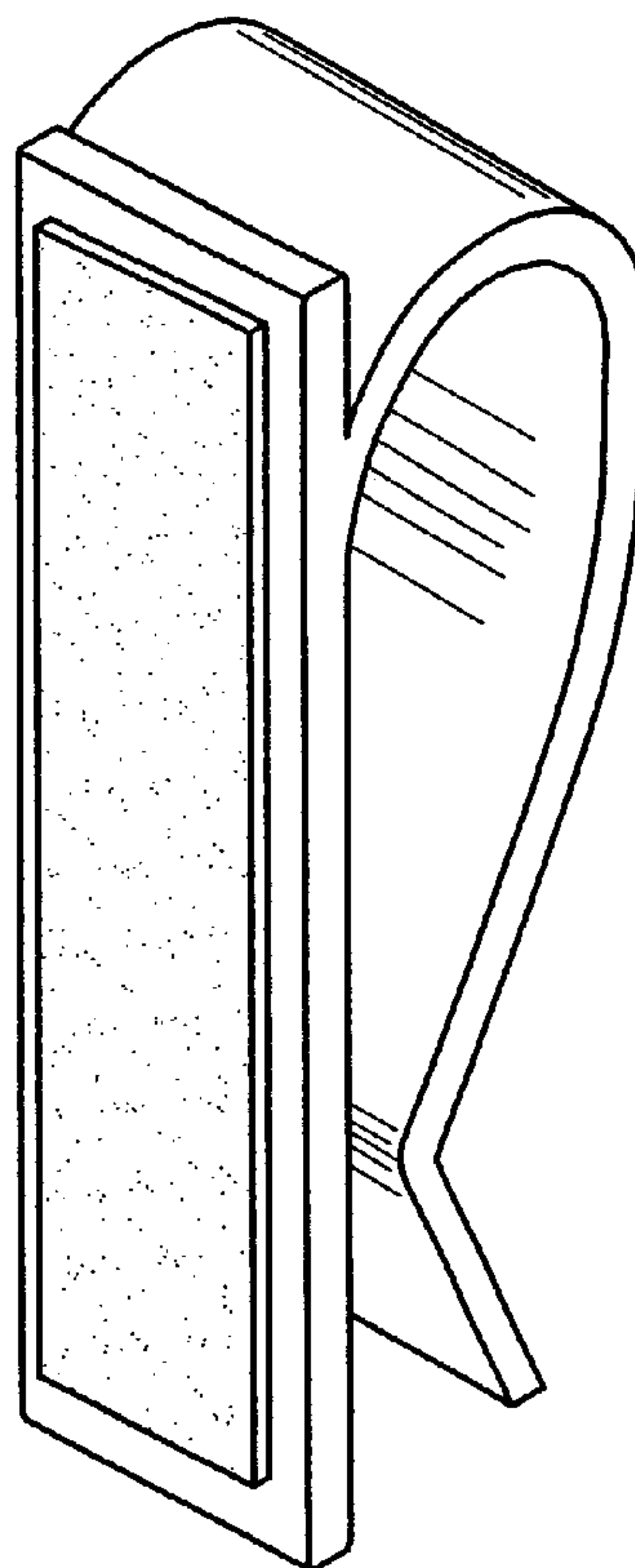
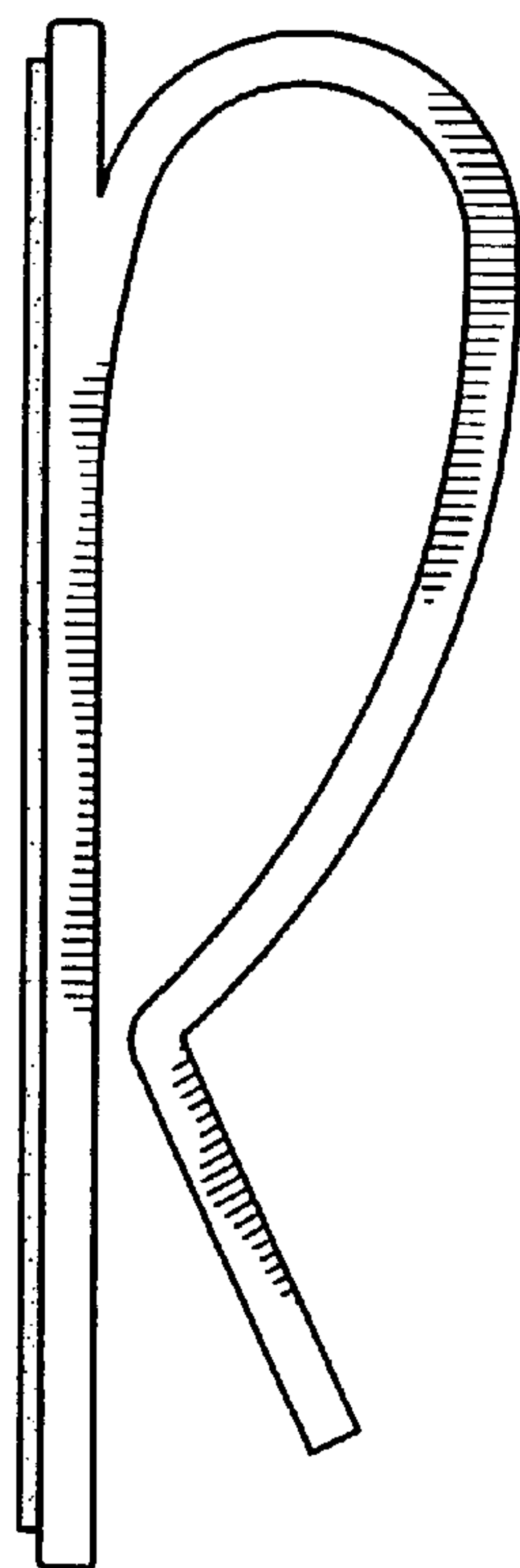
(57) **CLAIM**

The ornamental design for an adhesive backed clip, as shown and described.

DESCRIPTION

FIG. 1 is a right side elevational view of an adhesive backed clip showing my new design;
FIG. 2 is a front elevational view thereof;
FIG. 3 is a rear elevational view thereof;
FIG. 4 is a top plan view thereof;
FIG. 5 is a bottom plan view thereof; and,
FIG. 6 is a right perspective view thereof.

1 Claim, 3 Drawing Sheets



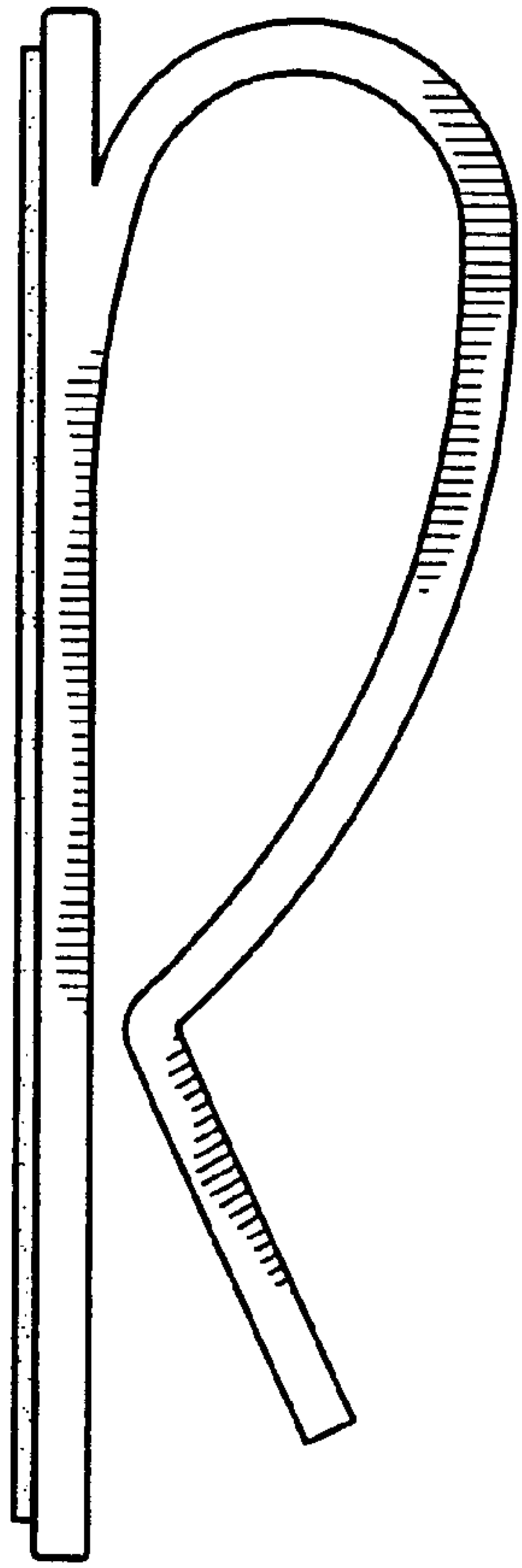


FIG. 1




FIG. 2

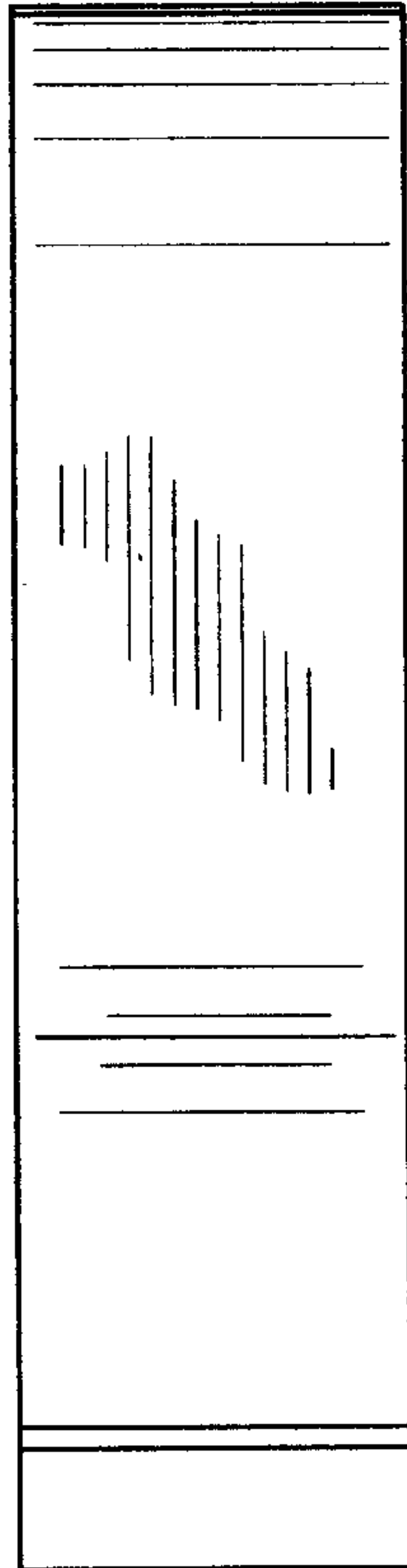


FIG.3




FIG.4

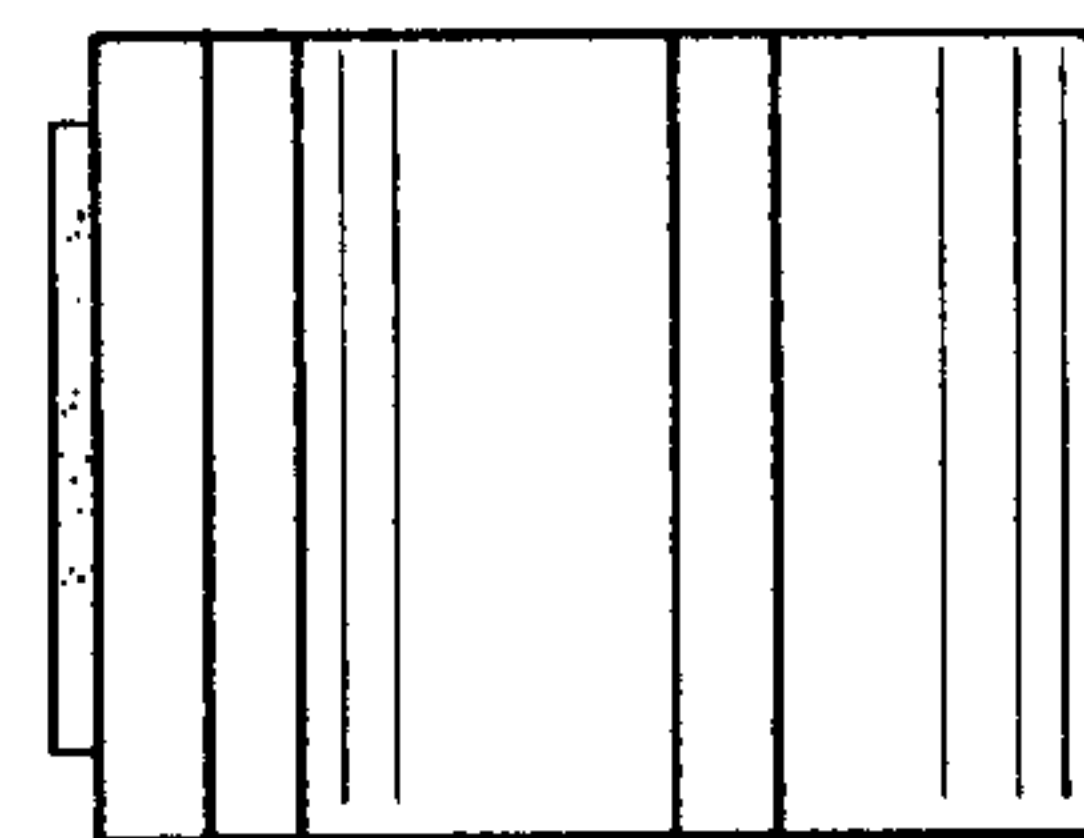


FIG.5

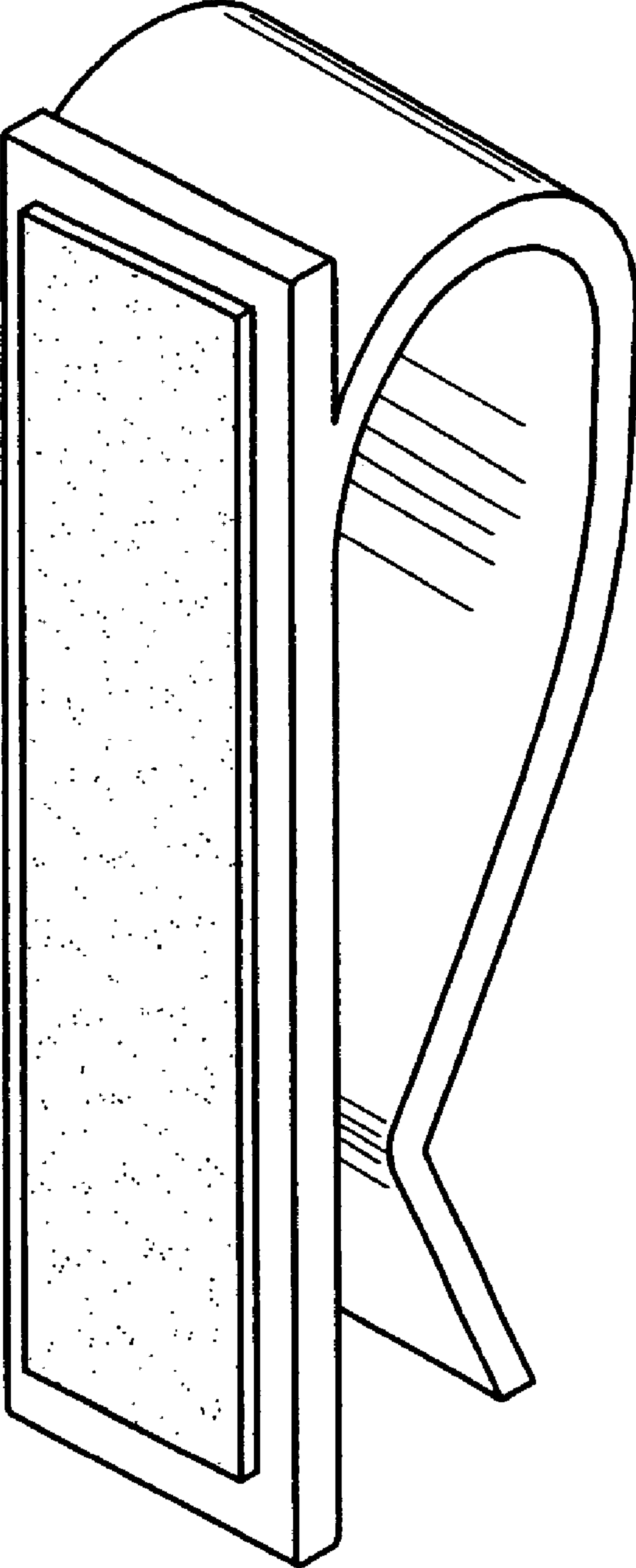


FIG.6