



US00D530185S

(12) **United States Design Patent**
Osiecki et al.

(10) **Patent No.:** **US D530,185 S**
(45) **Date of Patent:** **** Oct. 17, 2006**

(54) **DIAL FOR A COMBINATION LOCK**

(75) Inventors: **Scott W. Osiecki**, Skaneateles, NY
(US); **Donwoong Kang**, Syracuse, NY
(US)

(73) Assignee: **John D. Brush & Co., Inc.**, Rochester,
NY (US)

(**) Term: **14 Years**

(21) Appl. No.: **29/213,509**

(22) Filed: **Sep. 17, 2004**

(51) **LOC (8) Cl.** **08-07**

(52) **U.S. Cl.** **D8/343; D8/300**

(58) **Field of Classification Search** D8/330,
D8/331, 300, 302, 310, 321, 343; 70/442-446,
70/450, 451, 332, 320; 292/336.3, 347, 348,
292/357; 16/412-414, 415, 441; 33/DIG. 6
See application file for complete search history.

(56) **References Cited**

U.S. PATENT DOCUMENTS

2,250,977 A	*	7/1941	Walker	220/3.8
D171,117 S	*	12/1953	Ball	D8/312
2,728,215 A	*	12/1955	Bremer	70/332
2,836,052 A	*	5/1958	Miller	70/332

2,951,358 A	*	9/1960	Miller	70/332
4,197,726 A	*	4/1980	Uyeda	70/332
4,404,823 A	*	9/1983	Miller et al.	70/333 A
5,257,520 A	*	11/1993	Miller	70/333 R
D351,982 S	*	11/1994	Chen	D8/330
D454,049 S	*	3/2002	LaPlume et al.	D8/301
D467,489 S	*	12/2002	Rubinson	D8/310
6,494,067 B1	*	12/2002	Jasper	70/278.1
D506,916 S	*	7/2005	Sale, Jr.	D8/310

* cited by examiner

Primary Examiner—Prabhakar Deshmukh

(74) *Attorney, Agent, or Firm*—Jaekle Fleischman & Mugel, LLP

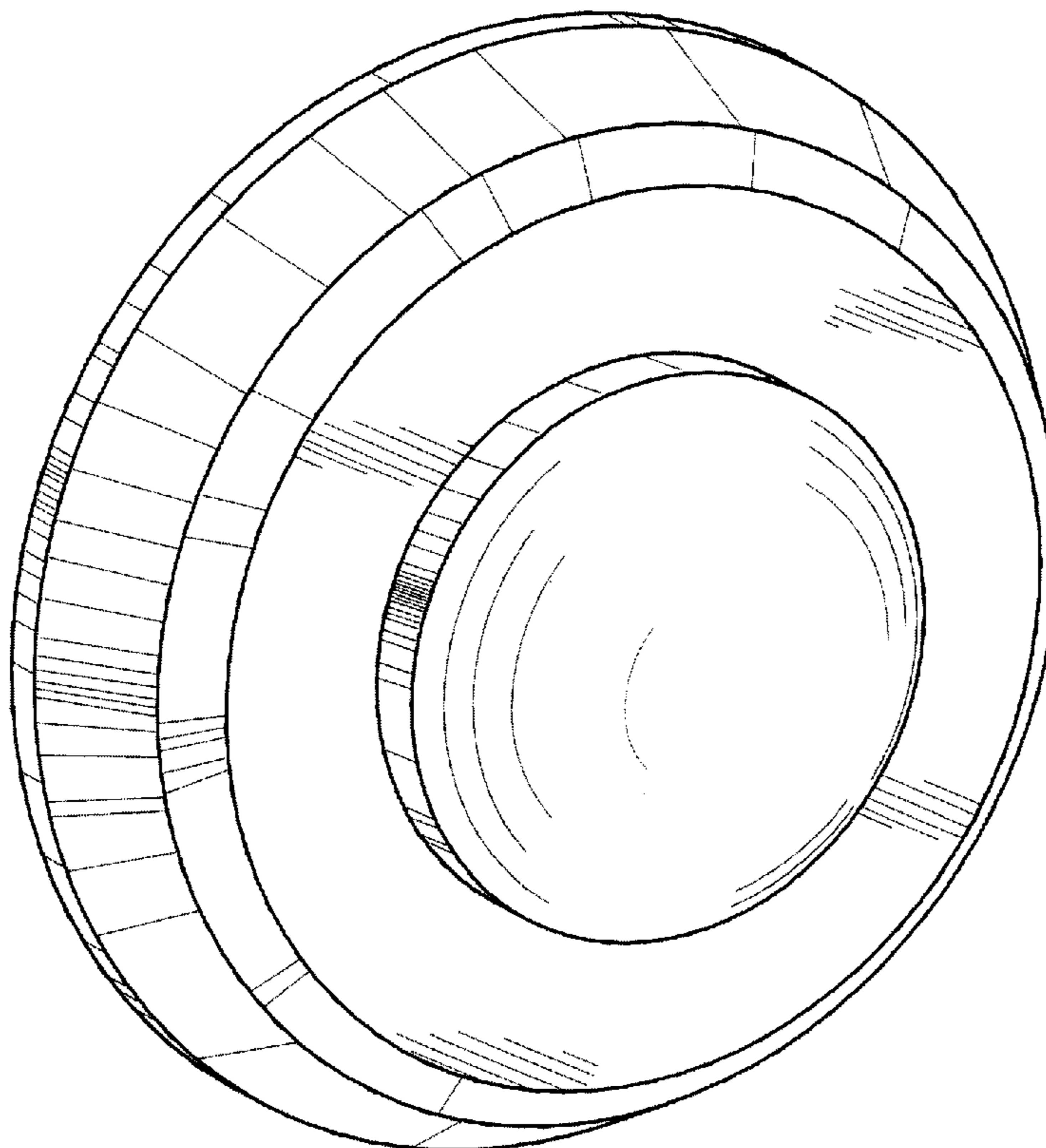
(57) **CLAIM**

The ornamental design for a dial for a combination lock, as shown and described.

DESCRIPTION

FIG. 1 is a left front perspective view of our new dial for a combination lock according to the present invention; FIG. 2 is a front view of the dial shown in FIG. 1; and, FIG. 3 is a left side view of the dial shown in FIG. 1. The broken lines showing and end portion of the dial in FIG. 3 are for illustrative purposes and form no part of the claimed design.

1 Claim, 3 Drawing Sheets



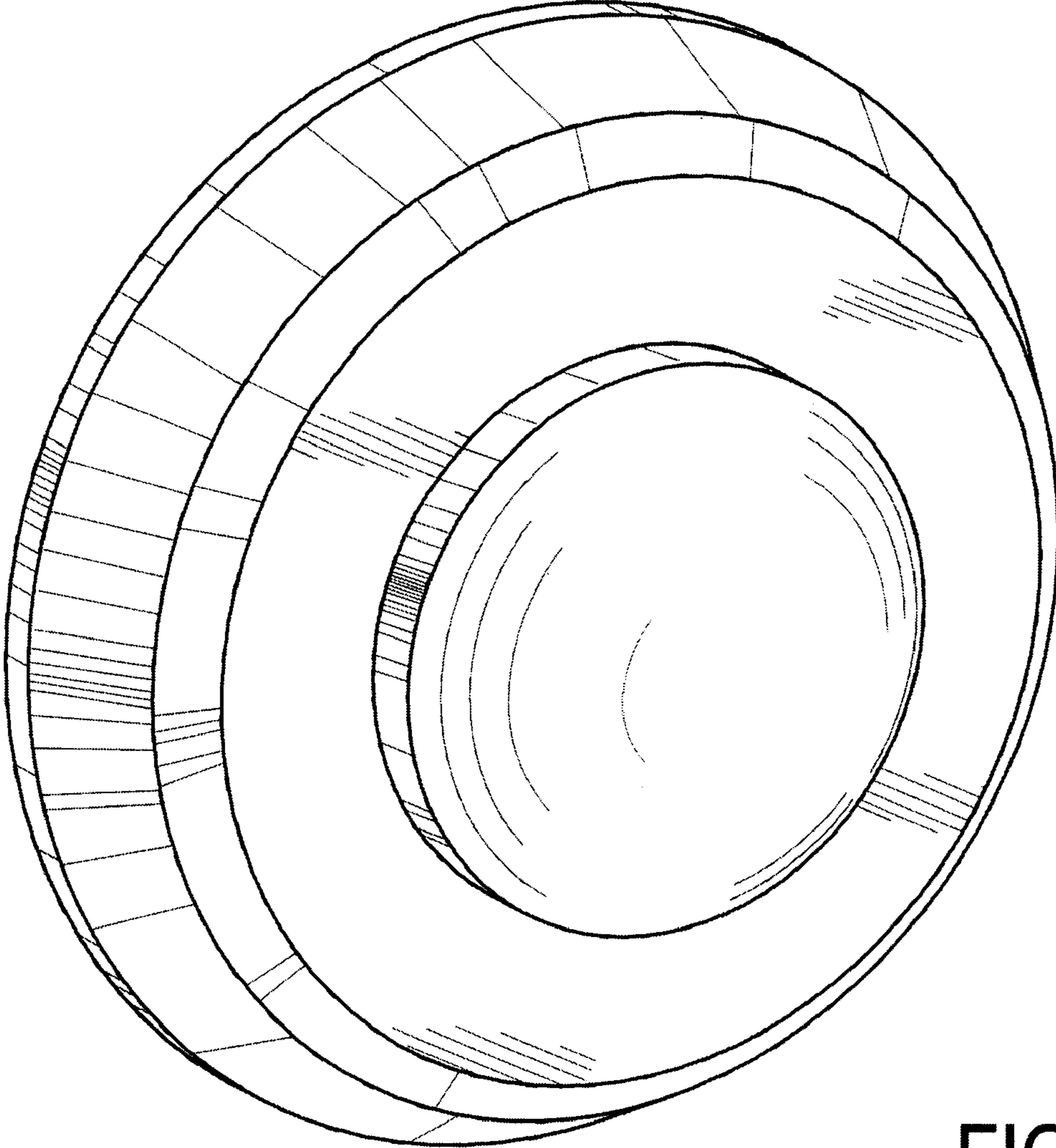


FIG. 1

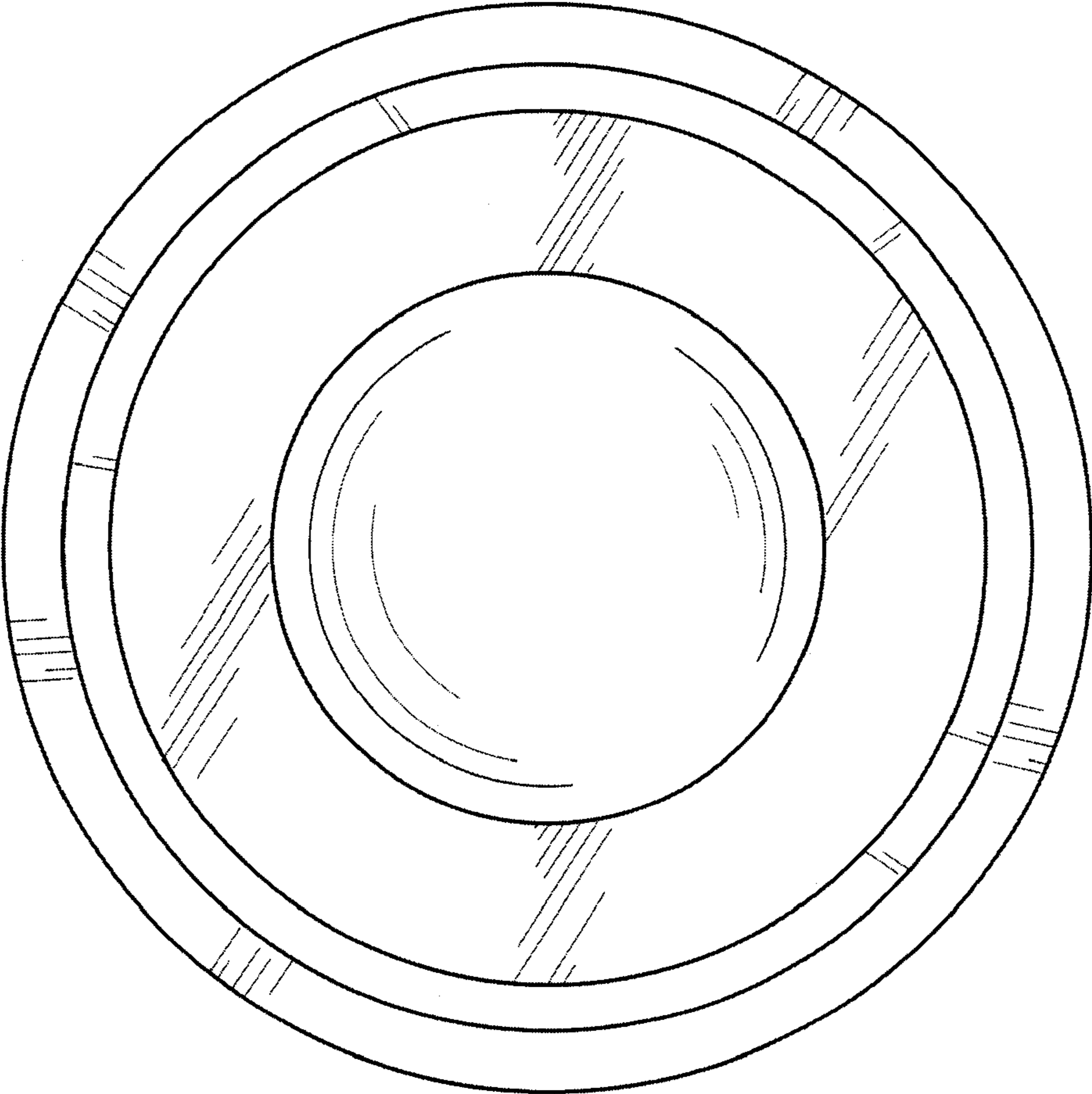


FIG. 2

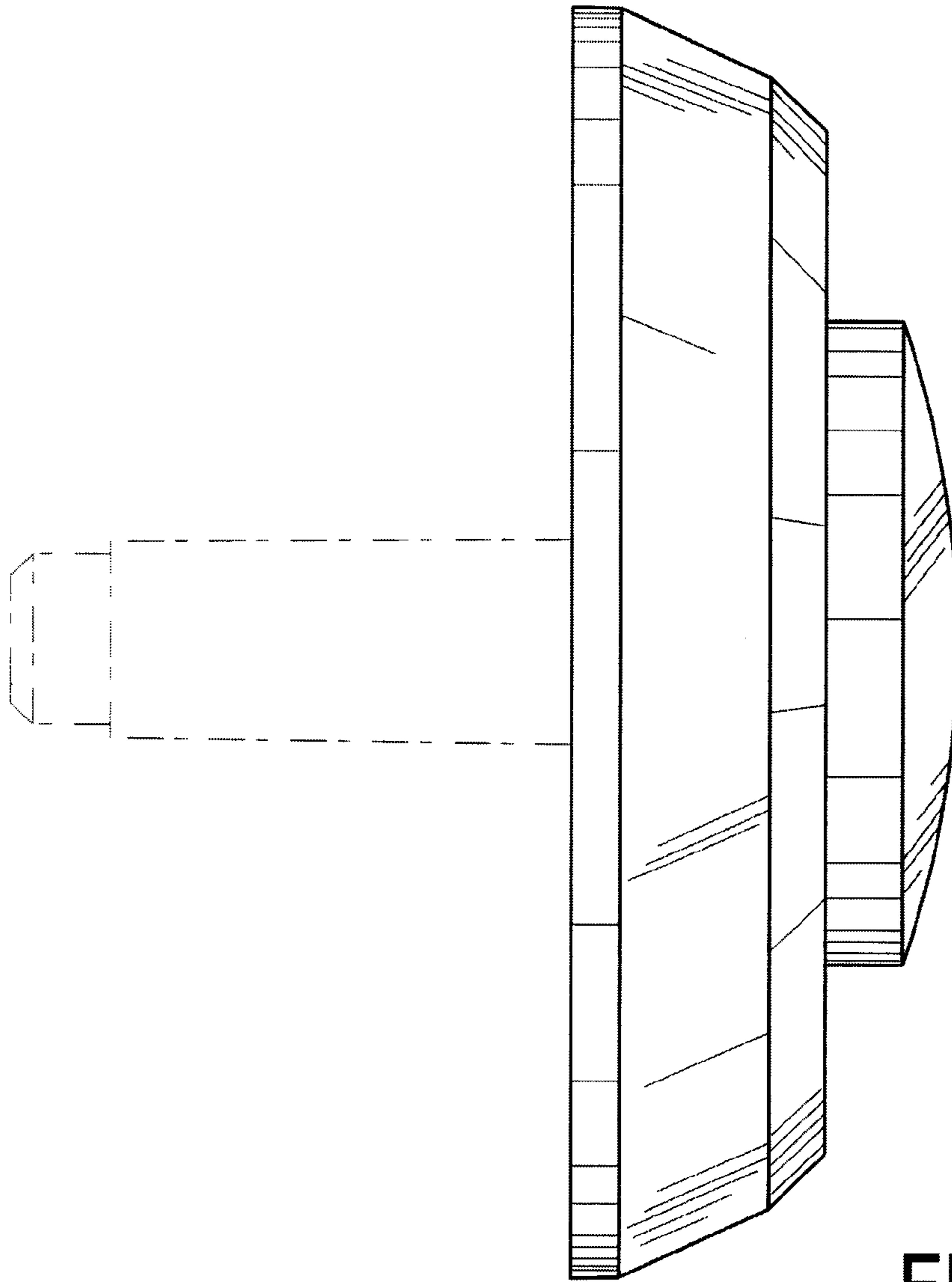


FIG. 3