



US00D530182S

(12) **United States Design Patent**
Baskauskas et al.

(10) **Patent No.:** **US D530,182 S**

(45) **Date of Patent:** **** Oct. 17, 2006**

(54) **MANIFESTO THUMBLATCH**

(76) Inventors: **Asta Baskauskas**, Arkliu 20-9, Vilnius (LT); **Dalia Bugailiskyte**, Arkliu 20-9, Vilnius (LT); **Algis Jasiukevicius**, Arkliu 20-9, Vilnius (LT)

(**) Term: **14 Years**

(21) Appl. No.: **29/237,528**

(22) Filed: **Sep. 2, 2005**

(51) **LOC (8) Cl.** **08-06**

(52) **U.S. Cl.** **D8/302**

(58) **Field of Classification Search** D8/300,
D8/301, 302, 305, 307, 308, 310, 338; 292/336.3;
70/452; 16/412

See application file for complete search history.

(56) **References Cited**

U.S. PATENT DOCUMENTS

D5,503 S * 1/1872 Fogelstrand D8/338
D252,012 S * 6/1979 Pittenger D8/302
D362,610 S * 9/1995 Ellis et al. D8/302

D447,927 S * 9/2001 LaPlume et al. D8/302
D494,445 S * 8/2004 Baskauskas et al. D8/302
D494,446 S * 8/2004 Baskauskas et al. D8/302
D502,084 S * 2/2005 Denoual D8/302

* cited by examiner

Primary Examiner—Paula A. Greene

(74) *Attorney, Agent, or Firm*—McDermott Will & Emery LLP

(57) **CLAIM**

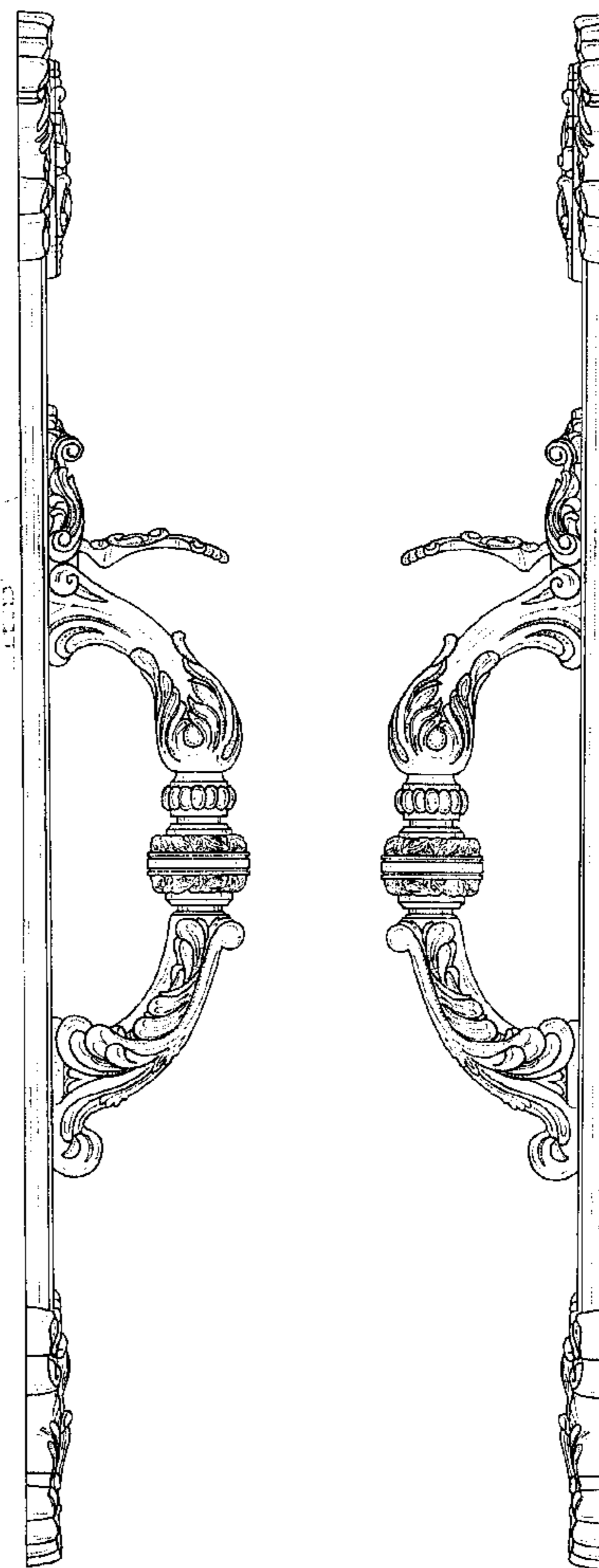

The ornamental design for a manifesto thumbblatch, substantially as shown and described.

DESCRIPTION

FIG. 1 is a perspective view of the manifesto thumbblatch; FIG. 2 is a front view thereof; FIG. 3 is a left side view thereof; FIG. 4 is a right side view thereof; FIG. 5 is a bottom view thereof; and, FIG. 6 is a top view thereof.

The broken lines in FIGS. 3, 4, 5, and 6 for illustrative purposes only and forms no part of the claimed design.

1 Claim, 5 Drawing Sheets






FIG. 1

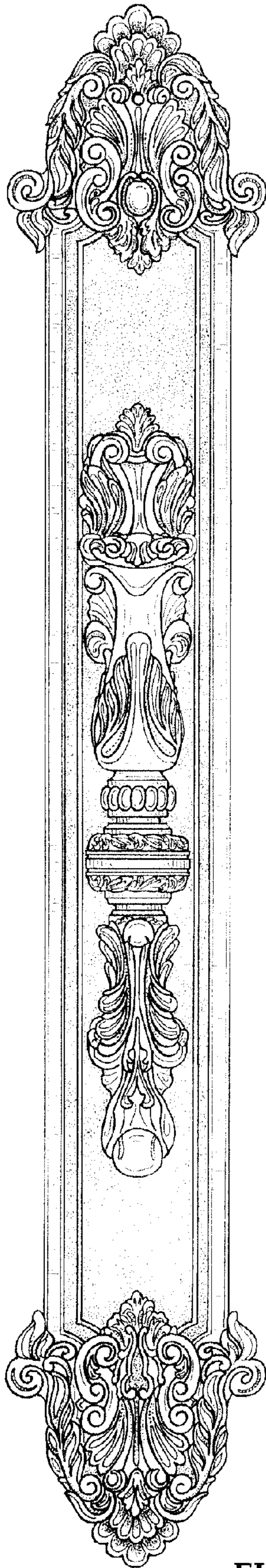


FIG. 2




FIG. 3

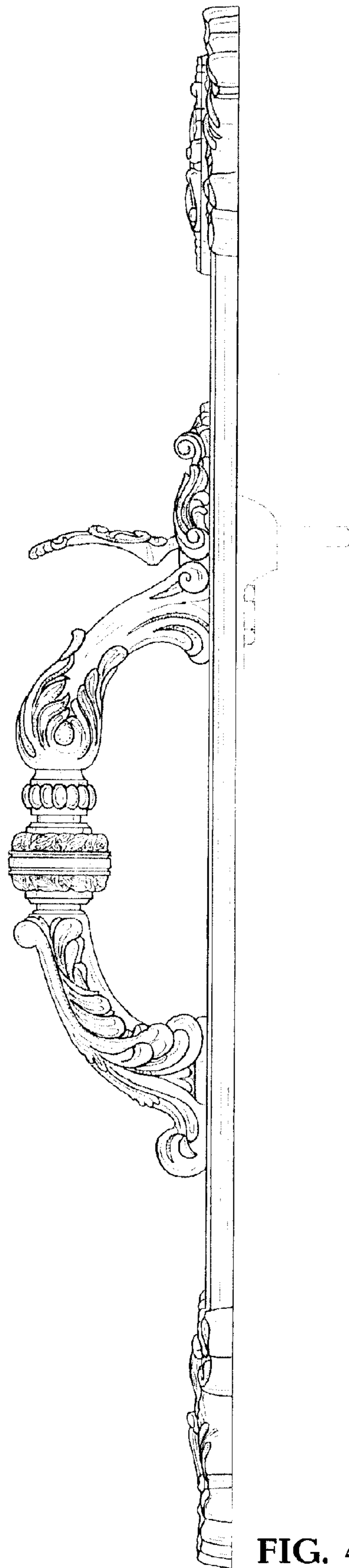


FIG. 4

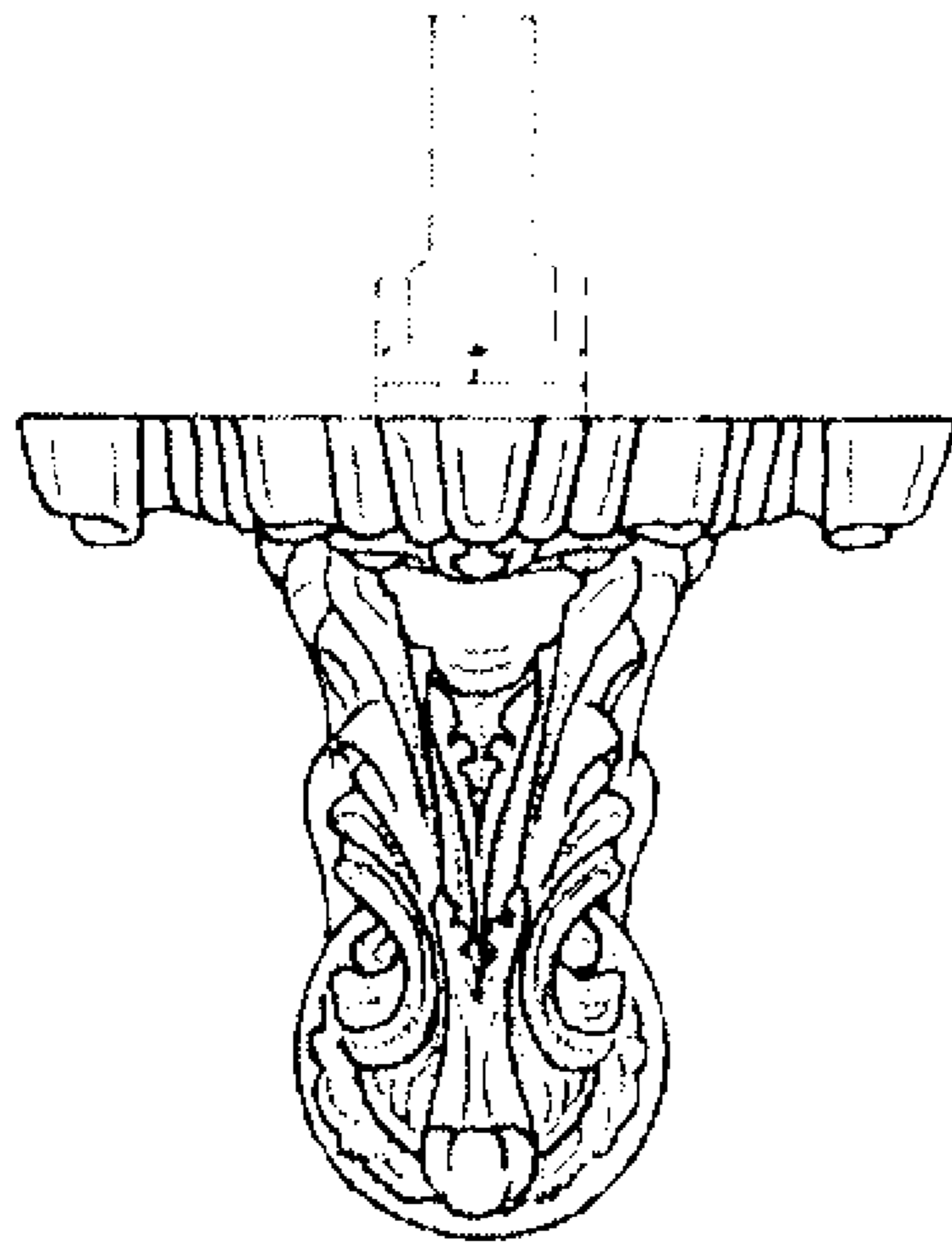


FIG. 6

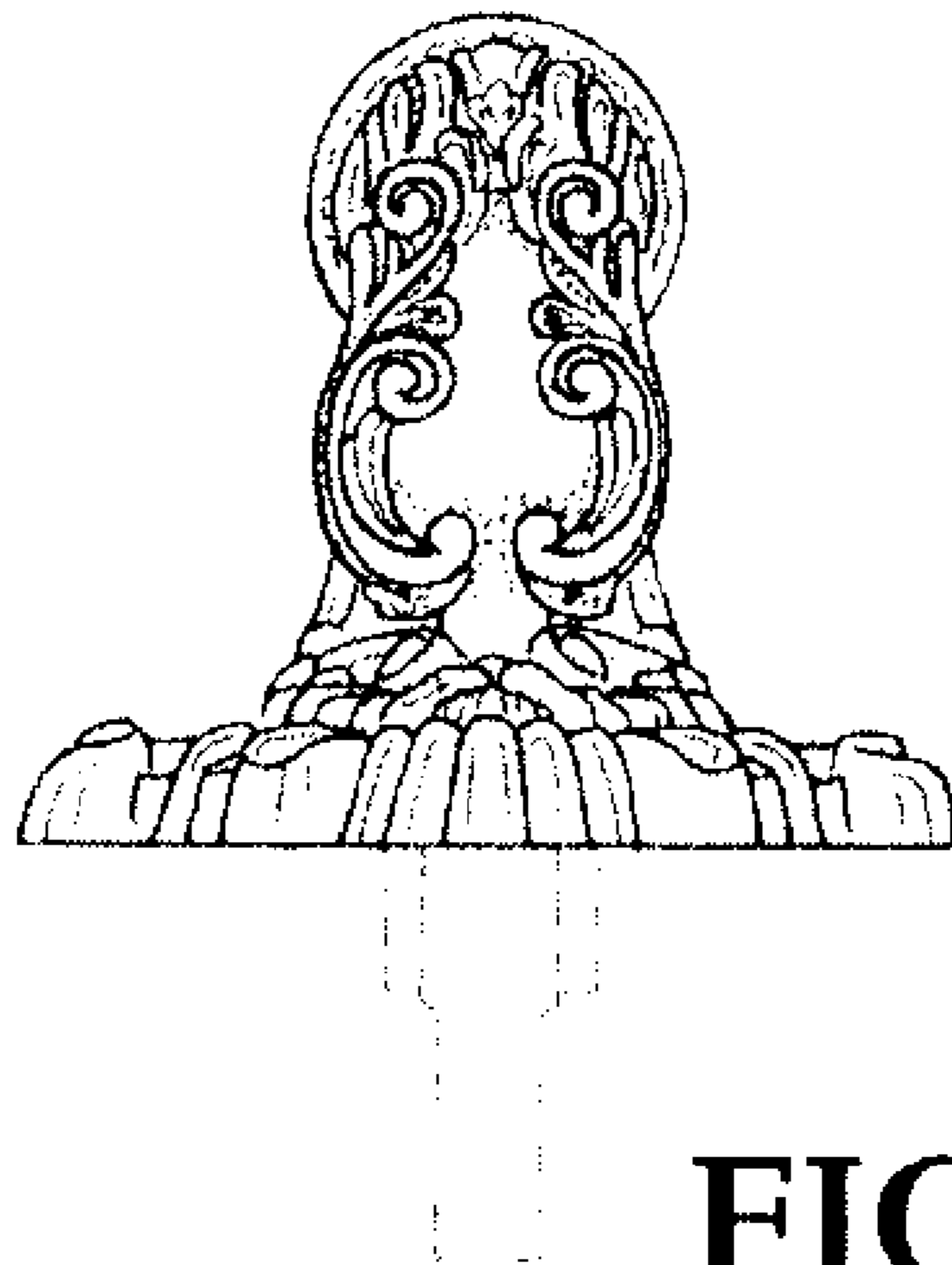


FIG. 5