

US00D530179S

(12) **United States Design Patent**
Schmidt

(10) **Patent No.:** **US D530,179 S**
(45) **Date of Patent:** **** Oct. 17, 2006**

(54) **SAFETY CUTTER HANDLE**
(75) **Inventor:** **G. Gerry Schmidt**, Newport Beach,
CA (US)
(73) **Assignee:** **Pacific Handy Cutter, Inc.**, Costa
Mesa, CA (US)
(**) **Term:** **14 Years**

6,044,562 A 4/2000 Dillenbeck
6,058,607 A 5/2000 Gringer
D426,133 S 6/2000 Degen et al.
D433,304 S * 11/2000 Schmidt D8/99
6,161,290 A 12/2000 Takamasa
6,233,830 B1 5/2001 Lamond et al.
6,249,975 B1 6/2001 Lin
D449,771 S * 10/2001 Douglas et al. D8/107
6,357,120 B1 3/2002 Khachatoorian et al.
6,415,514 B1 7/2002 Chun
6,446,340 B1 9/2002 Ping
2003/0196331 A1 10/2003 Ho
2004/0045172 A1 3/2004 Rowlay

(21) **Appl. No.:** **29/212,602**
(22) **Filed:** **Sep. 3, 2004**

(51) **LOC (8) Cl.** **08-03**
(52) **U.S. Cl.** **D8/99**
(58) **Field of Classification Search** D8/98,
D8/99, 105, 107; 30/161, 162, 335, 329,
30/337, 320

See application file for complete search history.

* cited by examiner

Primary Examiner—Philip S. Hyder
(74) *Attorney, Agent, or Firm*—Henricks, Slavin & Holmes
LLP

(57) **CLAIM**

I claim the ornamental design for safety cutter handle, as
shown.

(56) **References Cited**

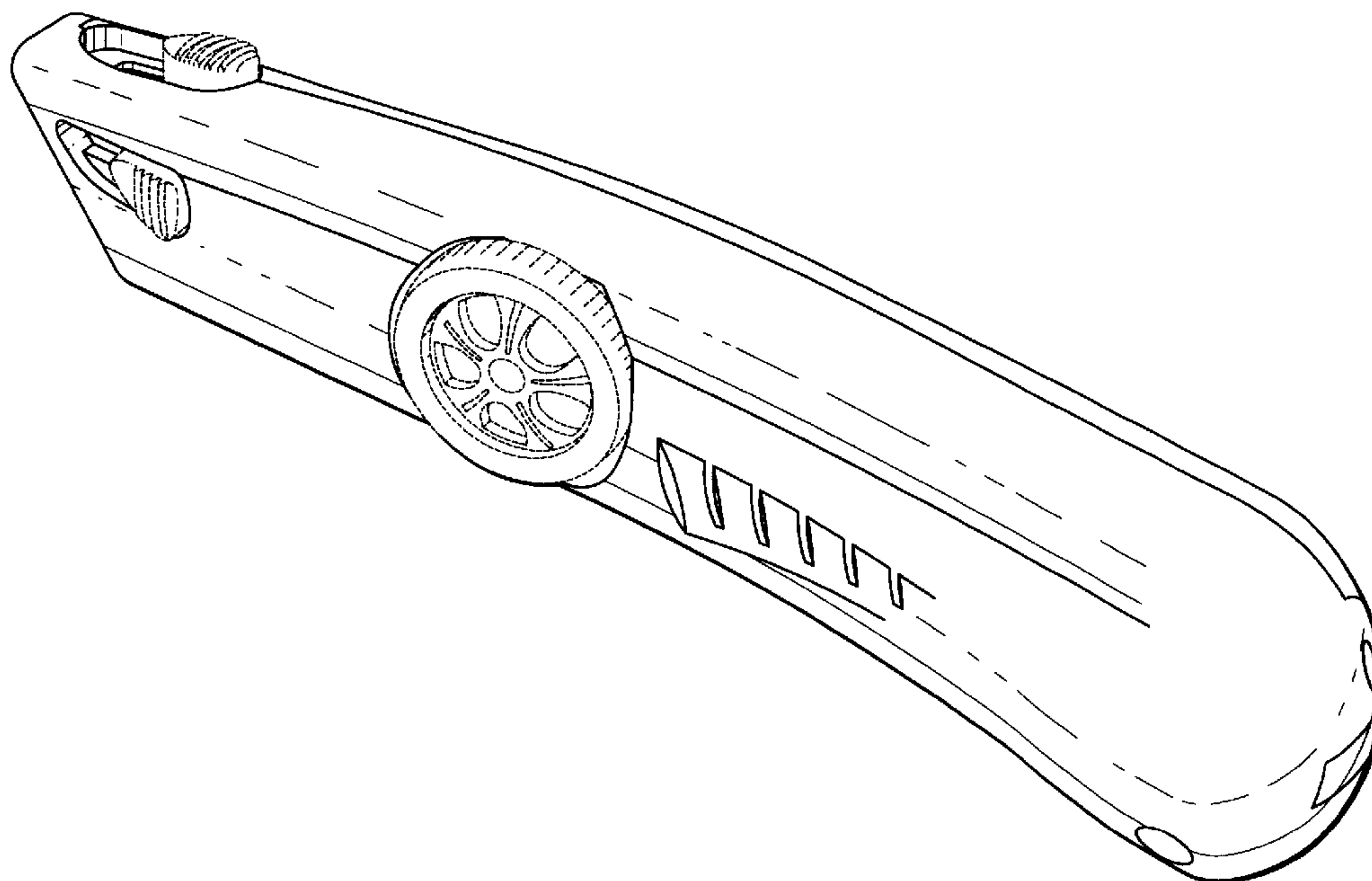
U.S. PATENT DOCUMENTS

3,577,637 A 5/1971 Braginetz
3,888,002 A 6/1975 Graham
4,663,845 A 5/1987 Weimann
4,805,304 A 2/1989 Knoop
5,258,001 A 11/1993 Corman
5,301,428 A 4/1994 Wilcox
5,509,205 A 4/1996 Ragland, III
D408,704 S * 4/1999 Gilbert D8/99
D413,247 S 8/1999 Schmidt
D413,783 S * 9/1999 Huang D8/99
D414,394 S * 9/1999 Chong D8/99
5,987,751 A 11/1999 Chung
6,000,136 A 12/1999 Owens

DESCRIPTION

FIG. 1 is a front, top and right side perspective view of a
safety cutter handle showing my new design;
FIG. 2 is a front elevational view thereof;
FIG. 3 is a top plan view thereof;
FIG. 4 is a bottom plan view thereof;
FIG. 5 is a rear elevation view thereof;
FIG. 6 is a right side elevational view thereof; and,
FIG. 7 is a left side elevational view thereof.
The broken line portions of the disclosure are for illustrative
purposes only and form no part of the claimed design.

1 Claim, 4 Drawing Sheets



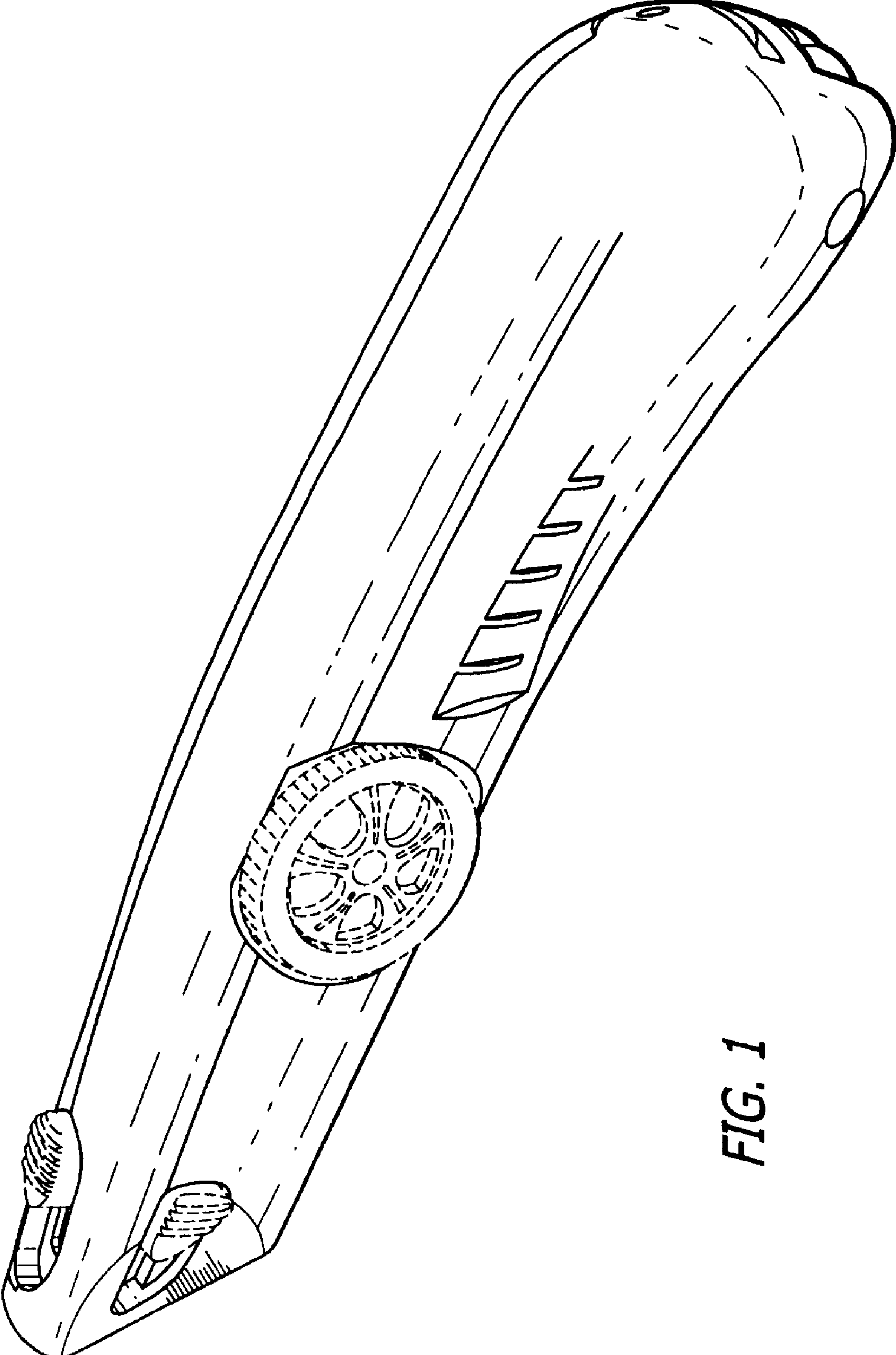


FIG. 1

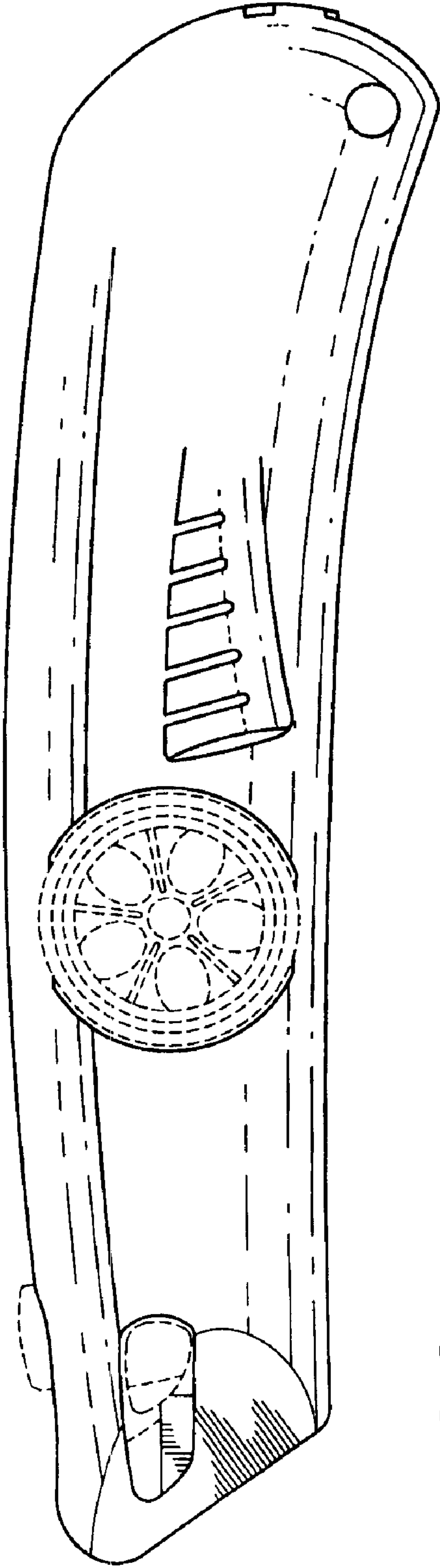


FIG. 2




FIG. 3

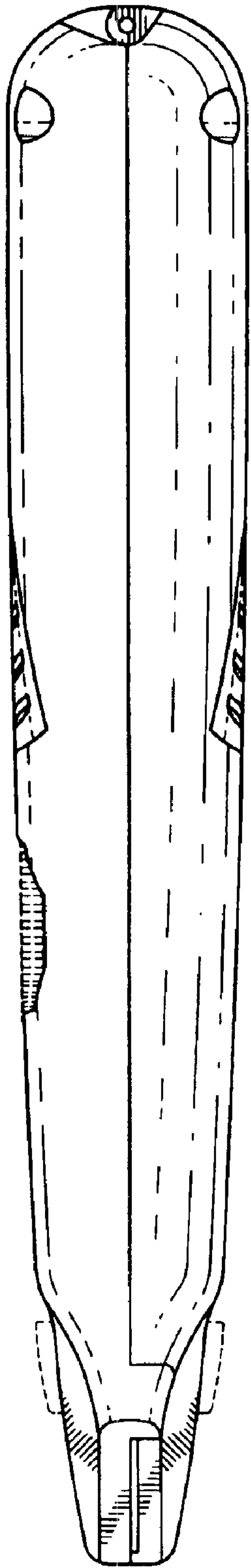


FIG. 4




FIG. 5

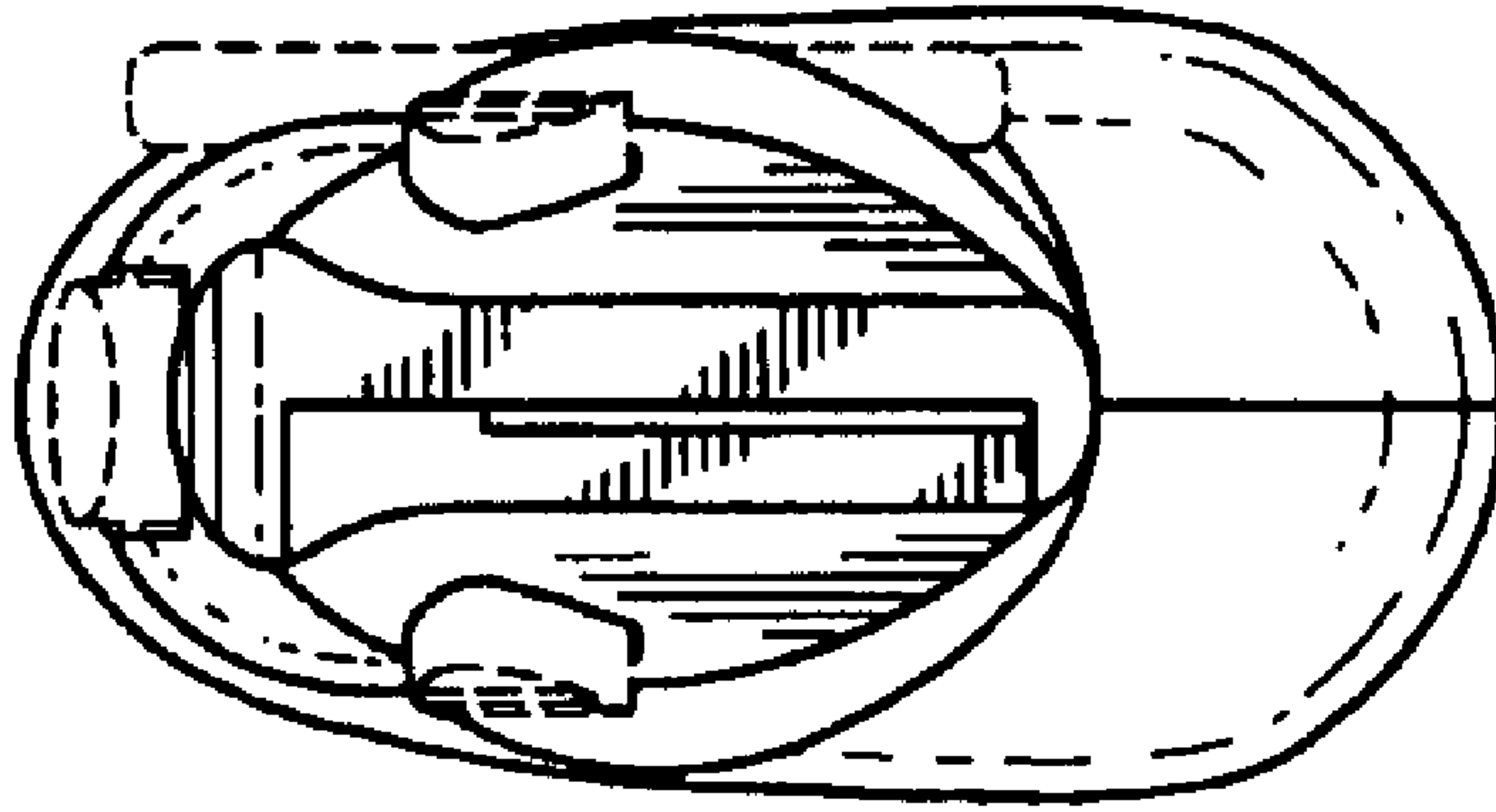


FIG. 7

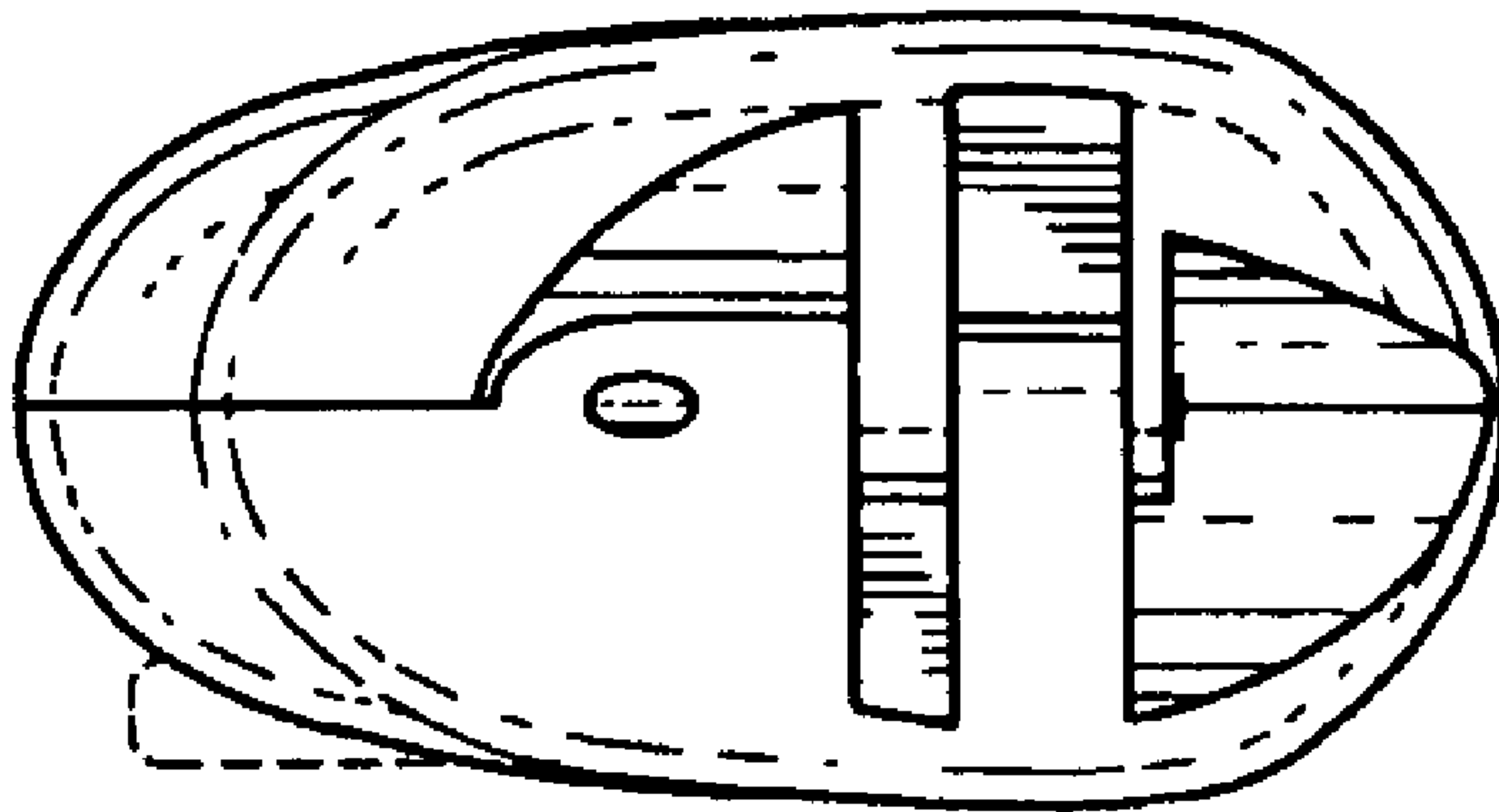


FIG. 6