



US00D530177S

(12) **United States Design Patent**  
**Alverson, Jr.**

(10) **Patent No.:** **US D530,177 S**

(45) **Date of Patent:** **\*\* Oct. 17, 2006**

(54) **RESILIENT HOLDER FOR A PLURALITY OF STAPLES**

(76) Inventor: **Samuel H. Alverson, Jr.**, 631 Eastaboga Rd., Talladega, AL (US) 35160

(\*\*) Term: **14 Years**

(21) Appl. No.: **29/180,681**

(22) Filed: **Apr. 30, 2003**

(51) **LOC (8) Cl.** ..... **08-05**

(52) **U.S. Cl.** ..... **D8/71**

(58) **Field of Classification Search** ..... D8/71, D8/70; 269/1, 3, 9, 16, 329

See application file for complete search history.

(56) **References Cited**

U.S. PATENT DOCUMENTS

4,167,264	A	*	9/1979	Kretzmeir	.....	269/16
D276,789	S	*	12/1984	Olsen	.....	D8/71
D292,168	S	*	10/1987	Seltzer et al.	.....	D8/71
D292,480	S		10/1987	Smirne		
D293,648	S		1/1988	Smirne		
4,966,056	A		10/1990	Miller		
D338,147	S	*	8/1993	Gordin	.....	D8/71

D356,479	S	*	3/1995	Chen	.....	D8/71
5,671,641	A		9/1997	Stephenson, Jr.		
D403,940	S	*	1/1999	Steinfeldt	.....	D8/70
D406,512	S	*	3/1999	Gardner	.....	D8/70
5,996,443	A		12/1999	Gold		
D450,990	S	*	11/2001	Streeter	.....	D8/71
D472,783	S	*	4/2003	Gaudron	.....	D8/70

\* cited by examiner

*Primary Examiner*—Doris V. Coles

*Assistant Examiner*—T. Chase Nelson

(74) *Attorney, Agent, or Firm*—Stephen R. Greiner

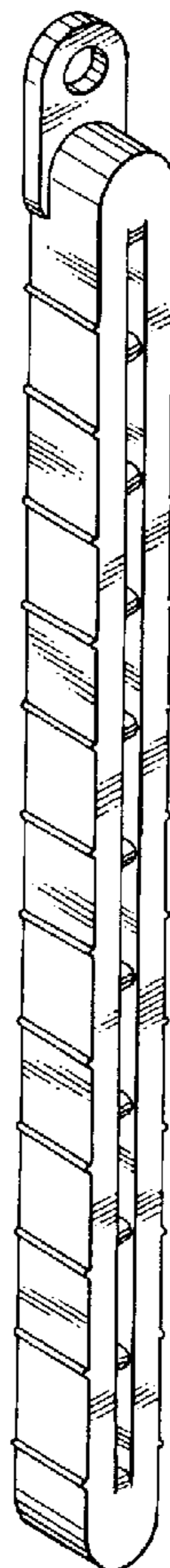
(57) **CLAIM**

The ornamental design for a resilient holder for a plurality of staples, as shown and described.

**DESCRIPTION**

FIG. 1 is a perspective view of a resilient holder for a plurality of staples showing my new design; FIG. 2 is a front elevational view thereof; FIG. 3 is a rear elevational view thereof; FIG. 4 is a right side elevational view with the left side being a mirror image thereof; FIG. 5 is a top view thereof; and, FIG. 6 is a bottom view thereof.

**1 Claim, 1 Drawing Sheet**



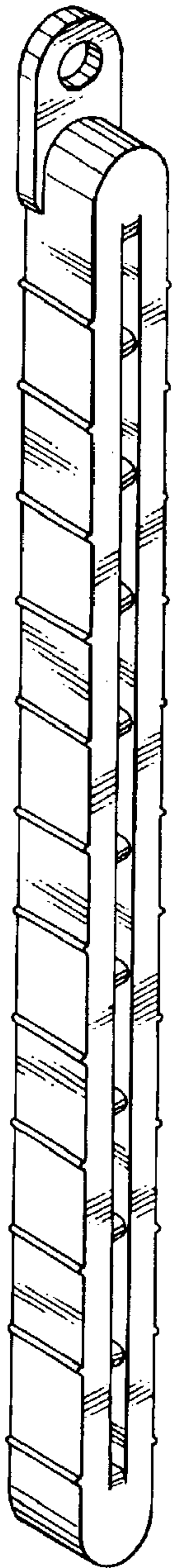


FIG. 1

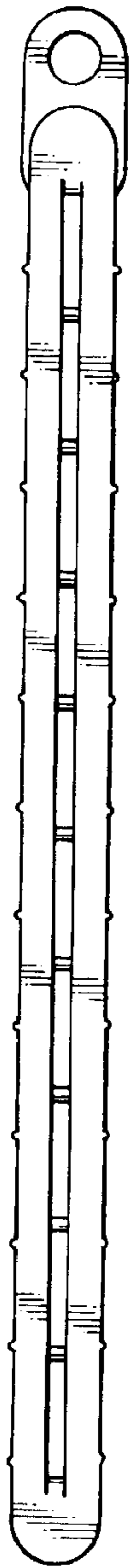


FIG. 2

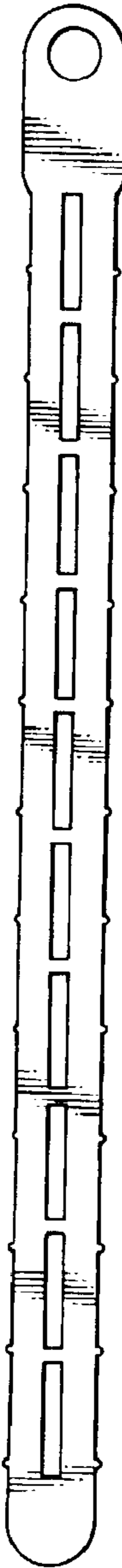


FIG. 3



FIG. 4



FIG. 5



FIG. 6