



US00D530162S

(12) **United States Design Patent**
Hussey et al.

(10) **Patent No.:** **US D530,162 S**
(45) **Date of Patent:** **** Oct. 17, 2006**

(54) **GARLIC PRESS**

(75) Inventors: **Lance Gordon Hussey**, Simi Valley, CA (US); **Ingvald Alain Smith-Kielland**, Los Angeles, CA (US); **Kurt Gregory Botsai**, Thousand Oaks, CA (US); **Ravi Sawhney**, Calabasas, CA (US)

(73) Assignee: **Zyliss USA Corporation**, Foothill Ranch, CA (US)

(**) Term: **14 Years**

(21) Appl. No.: **29/239,165**

(22) Filed: **Sep. 27, 2005**

(51) **LOC (8) Cl.** **07-04**

(52) **U.S. Cl.** **D7/666**

(58) **Field of Classification Search** D7/665, D7/666, 680; 99/495, 506-511; 100/234, 100/125, 99, 112, 116, 243; 241/95, 169.2, 241/169.1, 273.3

See application file for complete search history.

(56) **References Cited**

U.S. PATENT DOCUMENTS

581,526 A	4/1897	Straube	
584,805 A	6/1897	Wonders	
620,047 A	2/1899	Neal	
694,617 A	3/1902	Coomber	
2,020,293 A	11/1935	Adelstein	
2,245,978 A	6/1941	Hyland	
2,776,616 A	* 1/1957	Sarossy	100/234
3,469,525 A	9/1969	Coons	
4,069,752 A	1/1978	Ahner	
4,466,346 A	8/1984	Gemelli	
4,545,299 A	10/1985	Ahner	
4,582,265 A	4/1986	Petronelli	
D293,757 S	1/1988	Pedrini	
5,101,720 A	4/1992	Bianchi	
D339,037 S	9/1993	Gianpiero	
5,245,902 A	9/1993	Pereira	
D350,261 S	9/1994	Ahner	
5,463,941 A	11/1995	Gibson	

D364,999 S	12/1995	Malinosky	
5,513,562 A	5/1996	Moor	
5,520,104 A	5/1996	Ancona et al.	
5,562,533 A	10/1996	Gallagher	
5,791,237 A	* 8/1998	Gibson	99/510
6,109,170 A	8/2000	Short et al.	
D437,189 S	* 2/2001	Schulein	D7/666

(Continued)

FOREIGN PATENT DOCUMENTS

CA	2 418 297 A1	8/2003
CH	386 633	4/1965
EP	1 410 749 A2	4/2004
GB	2 288 114 A	10/1995
GB	2 383 942 A	7/2003
WO	WO 92/22235	12/1992
WO	WO 94/03091	2/1994
WO	WO 02/26090 A1	4/2002
WO	WO 02/096251 A1	12/2002

Primary Examiner—Terry A. Wallace

(74) *Attorney, Agent, or Firm*—Brinks Hofer Gilson & Lione

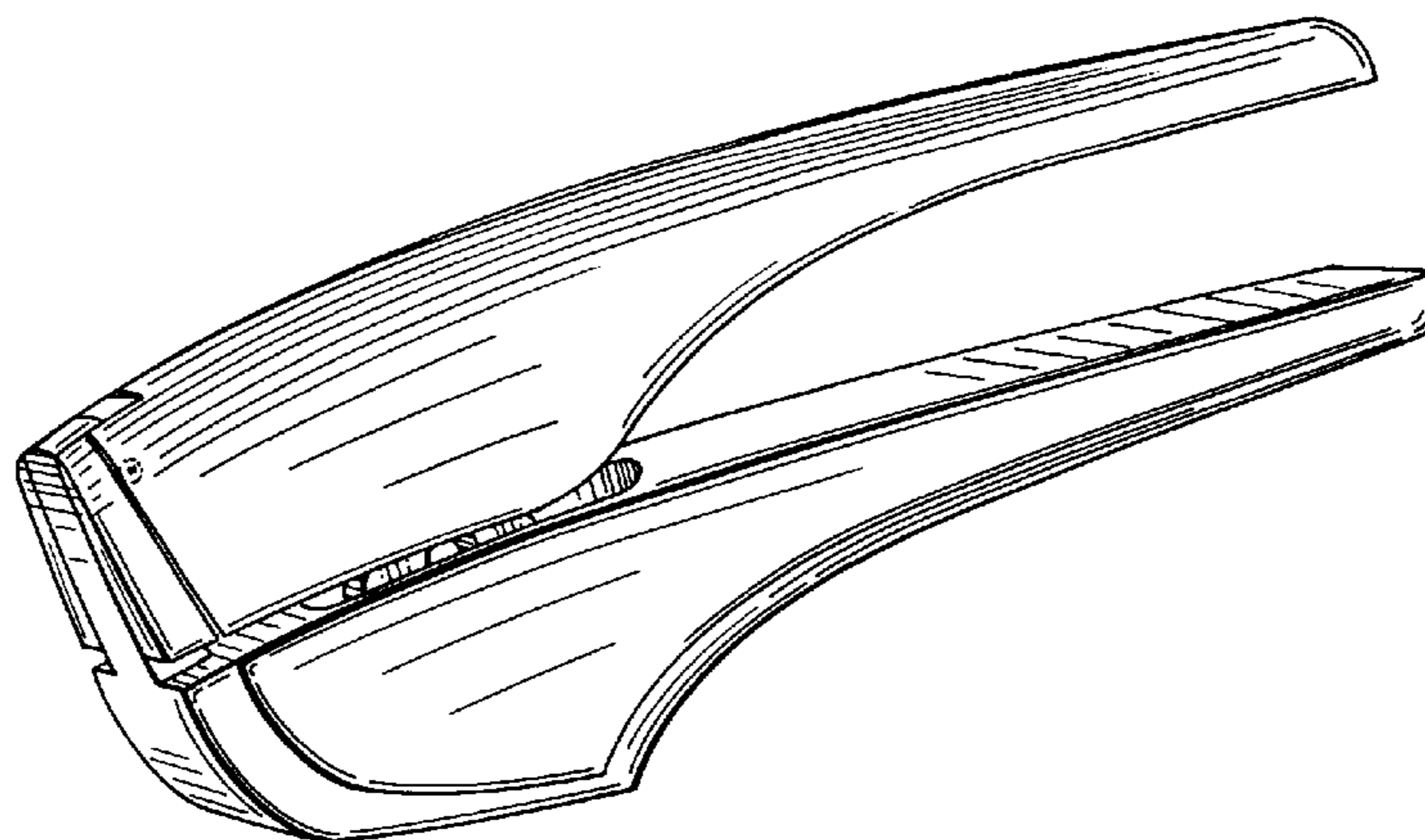
(57) **CLAIM**

We claim the ornamental design for a garlic press, as shown and described.

DESCRIPTION

FIG. 1 is a closed perspective view of a garlic press of the present invention;
FIG. 2 is a closed top view thereof;
FIG. 3 is a closed side view thereof;
FIG. 4 is a closed bottom view thereof;
FIG. 5 is a closed front view thereof;
FIG. 6 is a closed rear view thereof;
FIG. 7 is an open bottom view thereof;
FIG. 8 is an open front view thereof;
FIG. 9 is an open back view thereof;
FIG. 10 is an open side view thereof; and,
FIG. 11 is an open top view thereof.
Any broken lines in the drawings are for illustrative purposes only and form no part of the claimed design.

1 Claim, 4 Drawing Sheets



US D530,162 S

Page 2

U.S. PATENT DOCUMENTS

6,237,474 B1 5/2001 Short et al.
6,382,090 B1 5/2002 Kokkinos et al.
6,435,080 B1 8/2002 Zarlengo
6,505,548 B1 1/2003 Lillelund et al.

D491,772 S 6/2004 Brousseau et al.
2002/0069769 A1 6/2002 Herren
2003/0222162 A1 12/2003 Klamer
2004/0074403 A1 4/2004 Canizares et al.

* cited by examiner

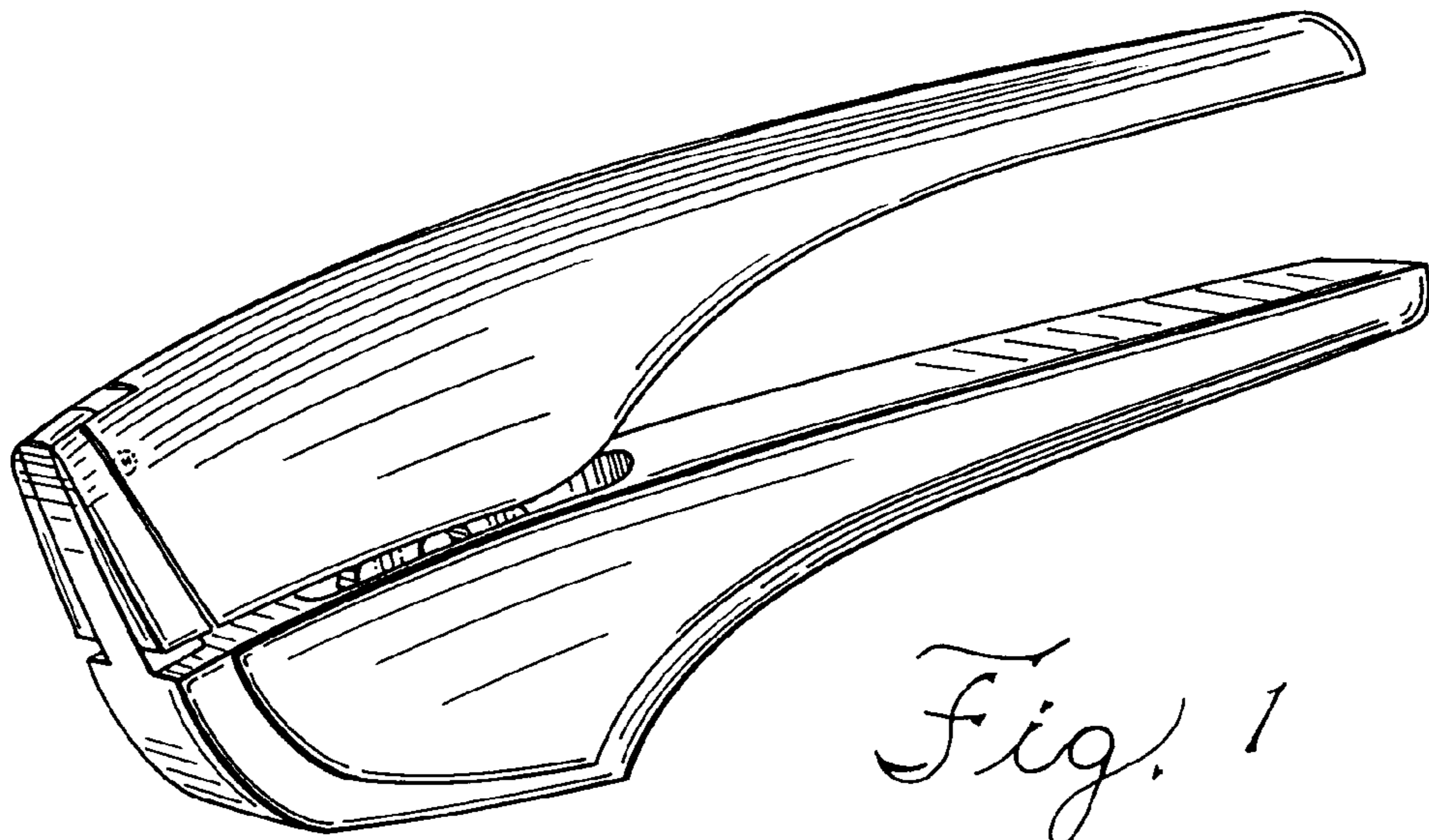


Fig. 1

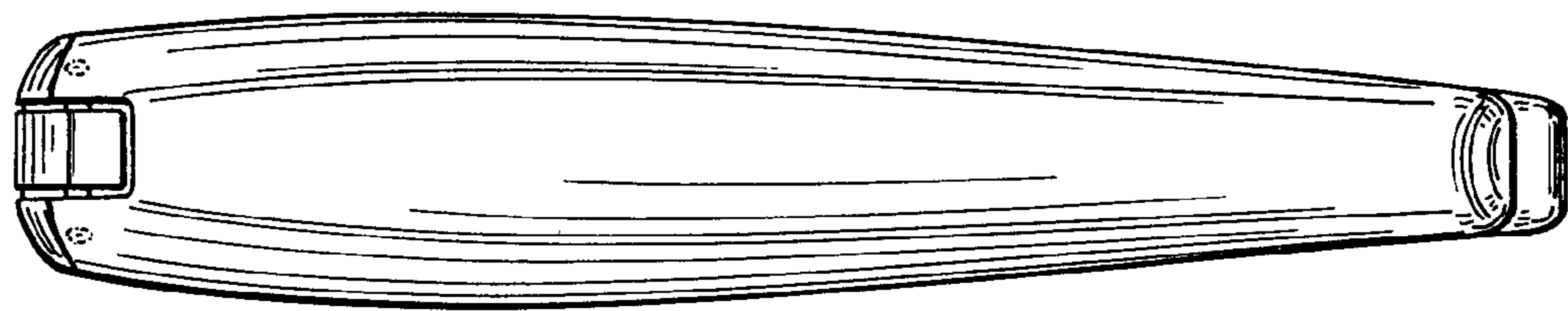


Fig. 2




Fig. 3

Fig. 4

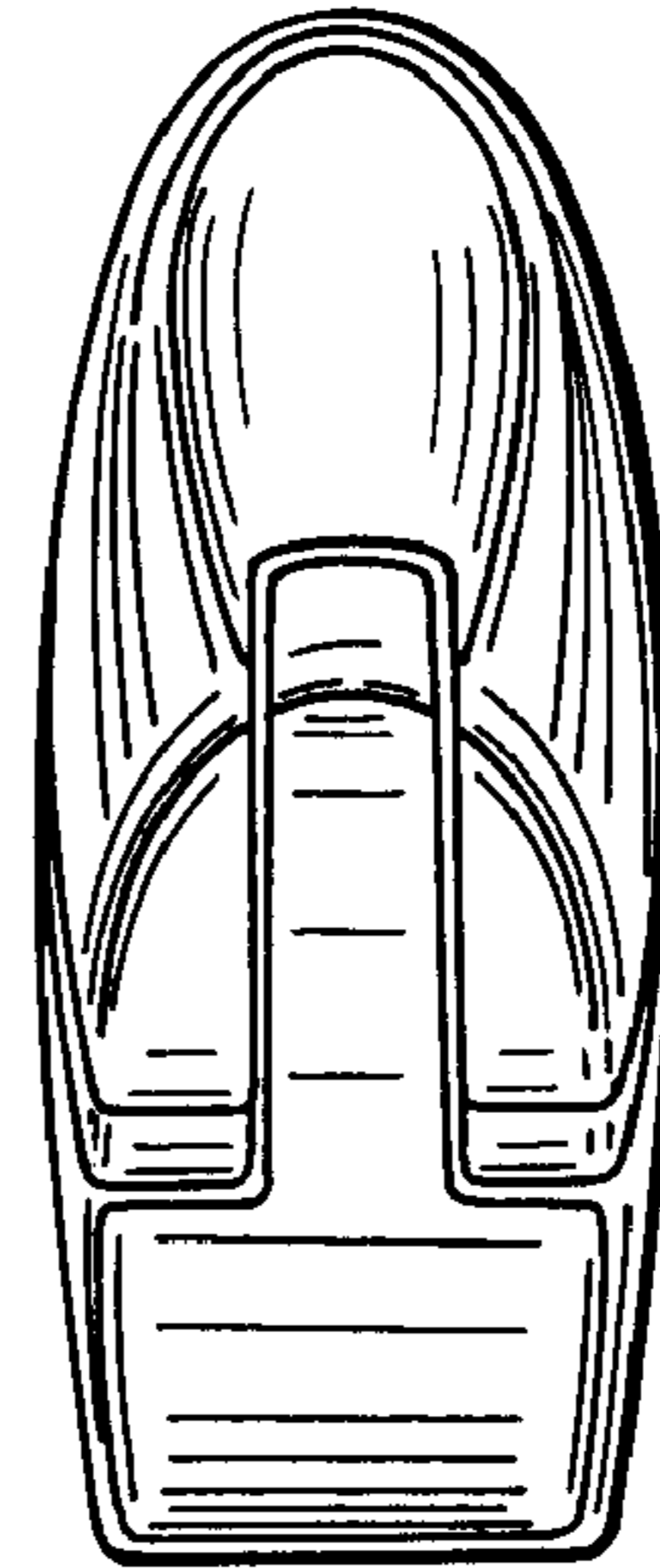
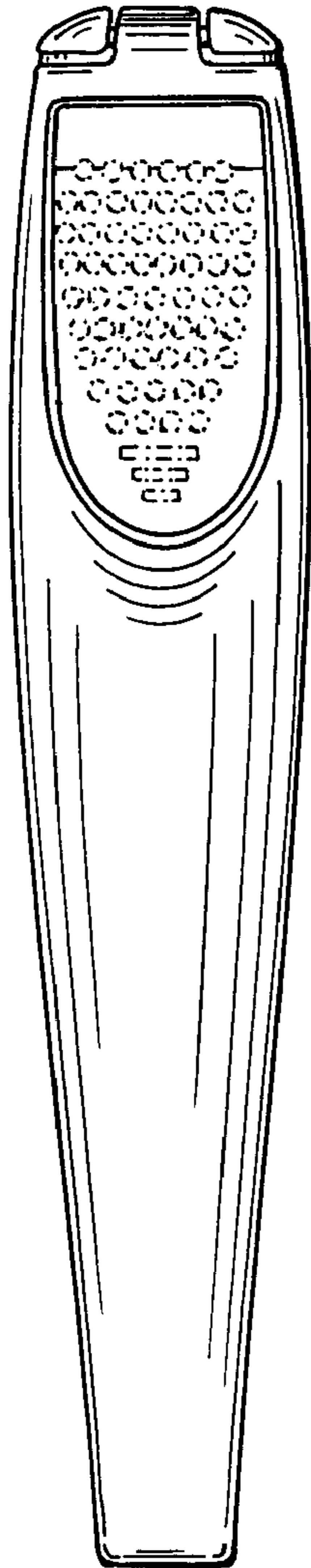


Fig. 5

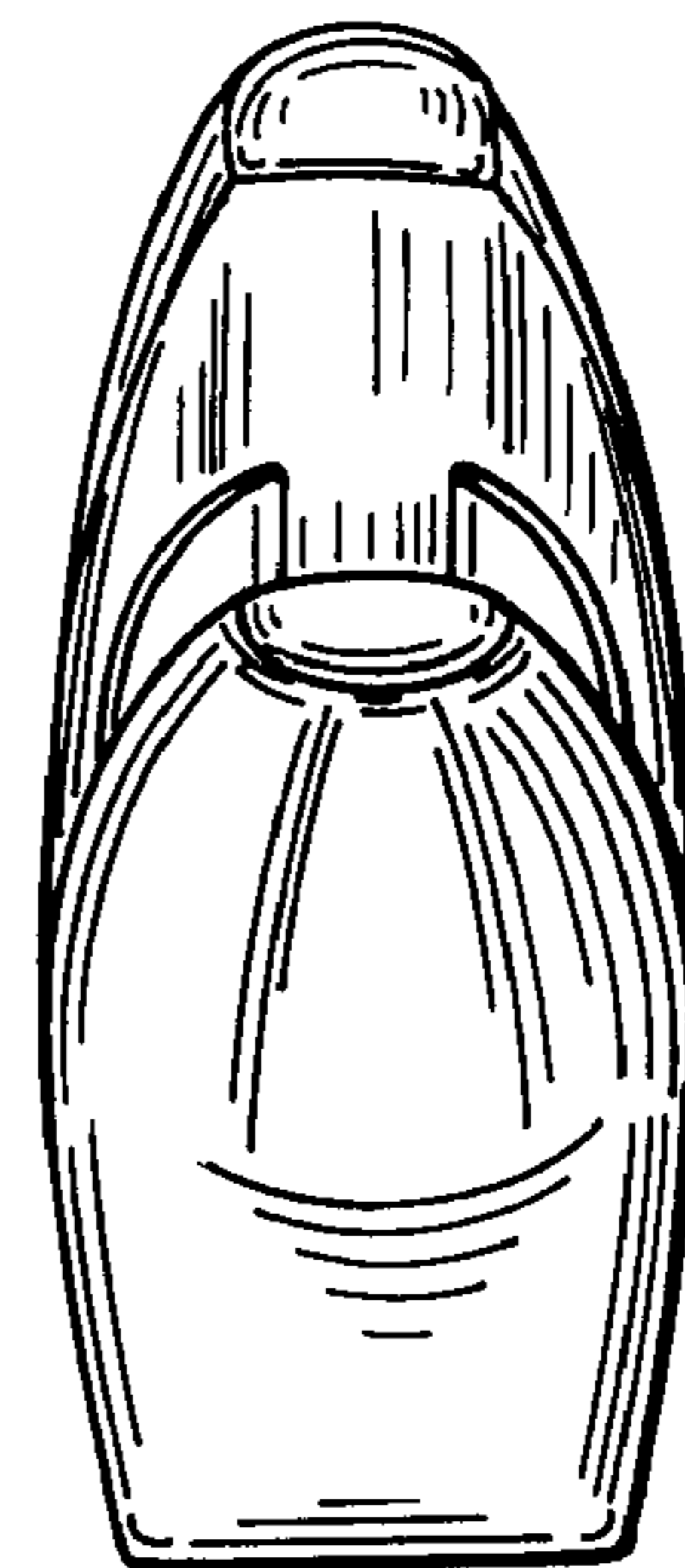


Fig. 6

Fig. 7

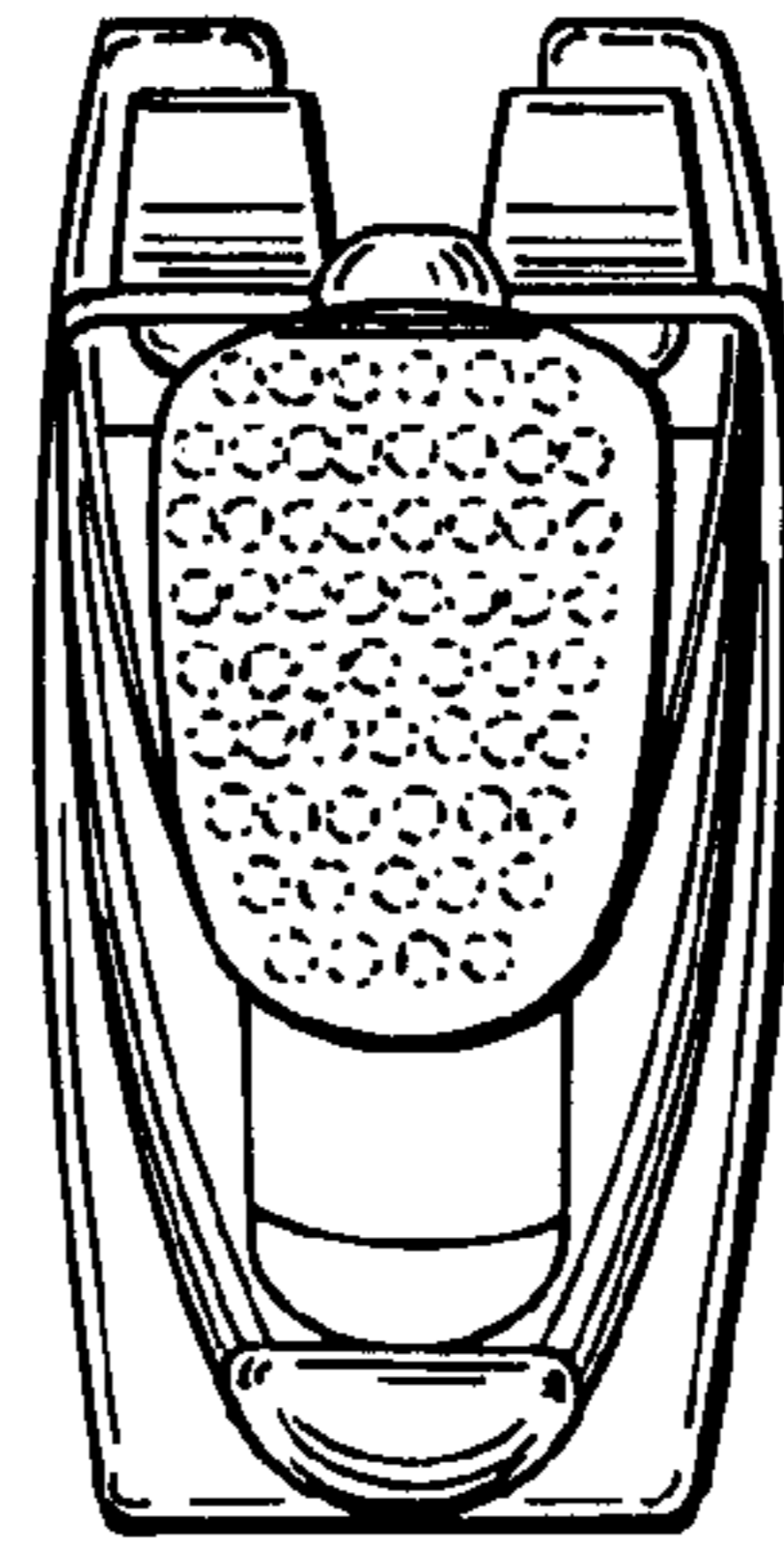



Fig. 8




Fig. 9



Fig. 11

