



US00D530153S

(12) **United States Design Patent**  
**Karp**

(10) **Patent No.:** **US D530,153 S**

(45) **Date of Patent:** **\*\* Oct. 17, 2006**

(54) **BEVERAGE CONTAINER**

(75) Inventor: **Morry Karp**, Beverly Hills, CA (US)

(73) Assignee: **Berney Karp**, Los Angeles, CA (US)

(\*\*) Term: **14 Years**

(21) Appl. No.: **29/254,949**

(22) Filed: **Mar. 3, 2006**

(51) **LOC (8) Cl.** ..... **07-01**

(52) **U.S. Cl.** ..... **D7/510; D7/511; D7/523**

(58) **Field of Classification Search** ..... D7/509,  
D7/510, 511, 529, 532, 523; D9/552, 553,  
D9/502, 503, 565, 551, 564, 443, 504, 500;  
220/574, 575, 4.26, 606, 605, 23.89, 674,  
220/703, 713, 719, 592.16, 592.17; 215/383,  
215/387, 395, 388, 12.1; 229/400

See application file for complete search history.

(56) **References Cited**

**U.S. PATENT DOCUMENTS**

D52,561 S	*	10/1918	Davis	.....	D9/564
D109,928 S	*	5/1938	Williams	.....	D9/551
D191,620 S	*	10/1961	Bloch	.....	D7/523
D230,187 S	*	1/1974	Schultz	.....	D26/11
D332,373 S	*	1/1993	Kahl	.....	D7/510
D362,156 S	*	9/1995	Goto et al.	.....	D7/511
D371,936 S	*	7/1996	Goto et al.	.....	D7/523
5,810,195 A	*	9/1998	Sim	.....	220/674
D422,179 S	*	4/2000	Stephenson	.....	D7/510

D434,272 S	*	11/2000	Johansen et al.	.....	D7/396.6
D436,296 S	*	1/2001	Freed	.....	D7/523
6,220,475 B1	*	4/2001	Nayar et al.	.....	220/674
D445,030 S	*	7/2001	Croft et al.	.....	D9/502
6,311,861 B1	*	11/2001	Policappelli	.....	220/669
D452,438 S	*	12/2001	Bezek et al.	.....	D9/502
D452,823 S	*	1/2002	Bezek et al.	.....	D9/502
D457,034 S	*	5/2002	Bodum	.....	D7/510
D457,783 S	*	5/2002	Bodum	.....	D7/511
D471,112 S	*	3/2003	Davis et al.	.....	D9/551
D479,437 S	*	9/2003	Gluck	.....	D7/523
D498,382 S	*	11/2004	Davis	.....	D7/300.1
D513,931 S	*	1/2006	Liu	.....	D7/523
D515,357 S	*	2/2006	Ward et al.	.....	D7/510
D518,333 S	*	4/2006	Gluck	.....	D7/523

\* cited by examiner

*Primary Examiner*—M. N. Pandozzi

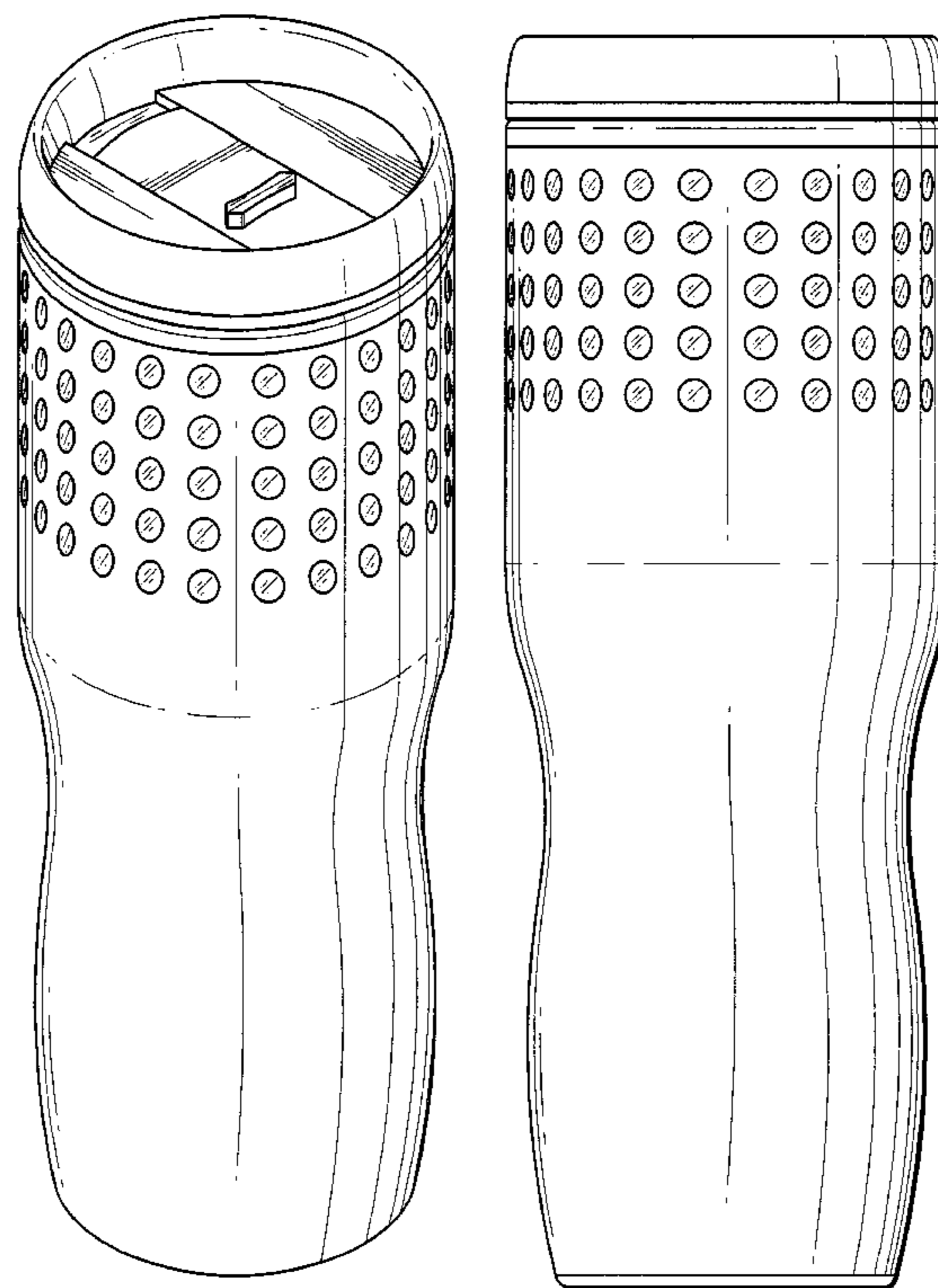
(57) **CLAIM**

The ornamental design for a beverage container, as shown and described.

**DESCRIPTION**

FIG. 1 is a top, front perspective view of a beverage container showing my new design; FIG. 2 is a side view of the beverage container of FIG. 1; FIG. 3 is a top view of the beverage container of FIG. 1; and, FIG. 4 is a bottom view of the beverage container of FIG. 1. The left, right side and bottom views of the beverage container of FIG. 1 and FIG. 4 are the same.

**1 Claim, 3 Drawing Sheets**



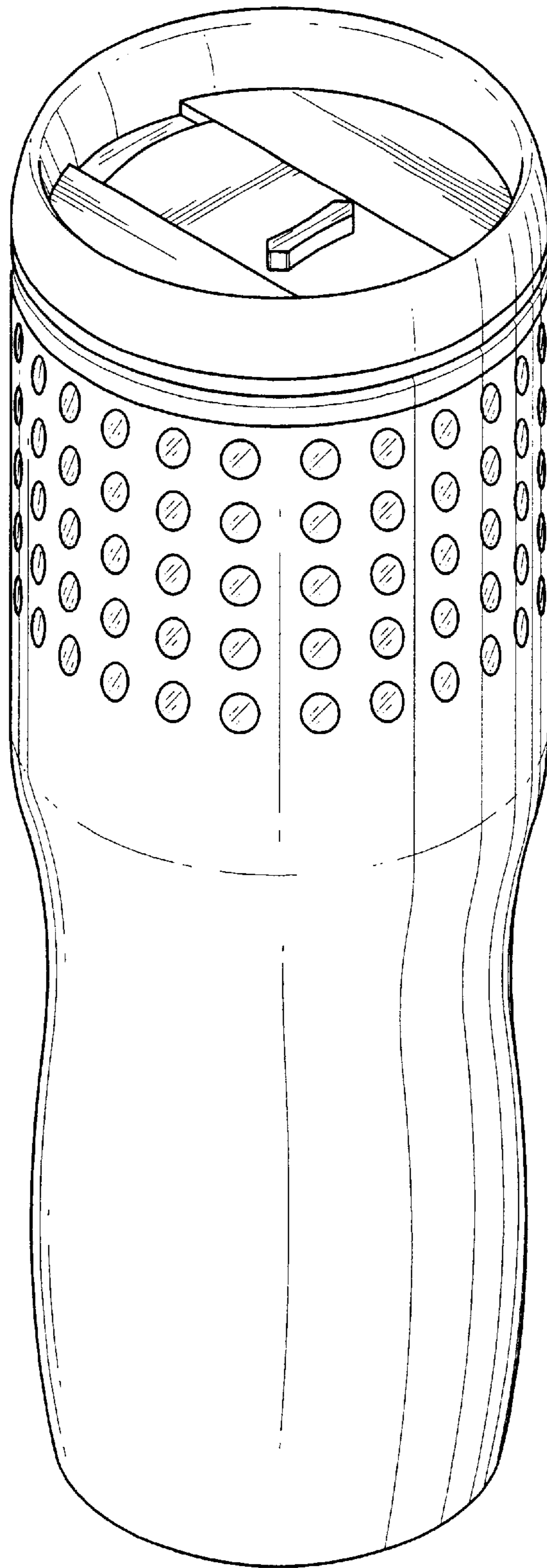


FIG. 1

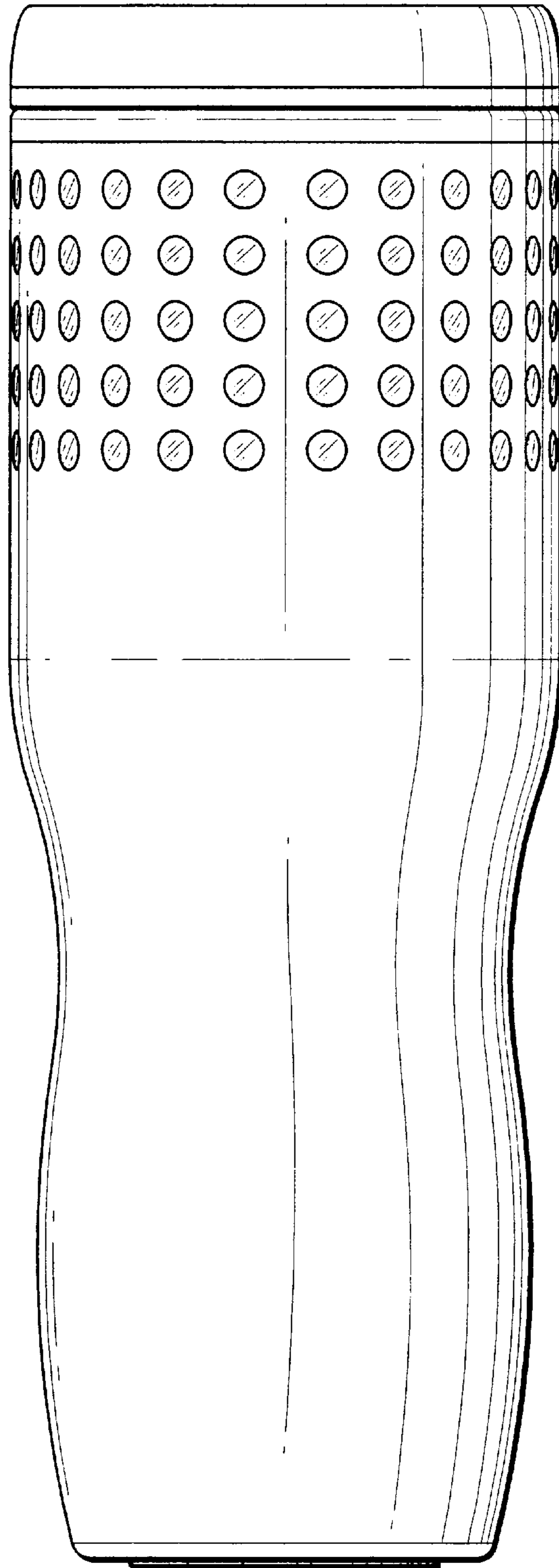


FIG. 2

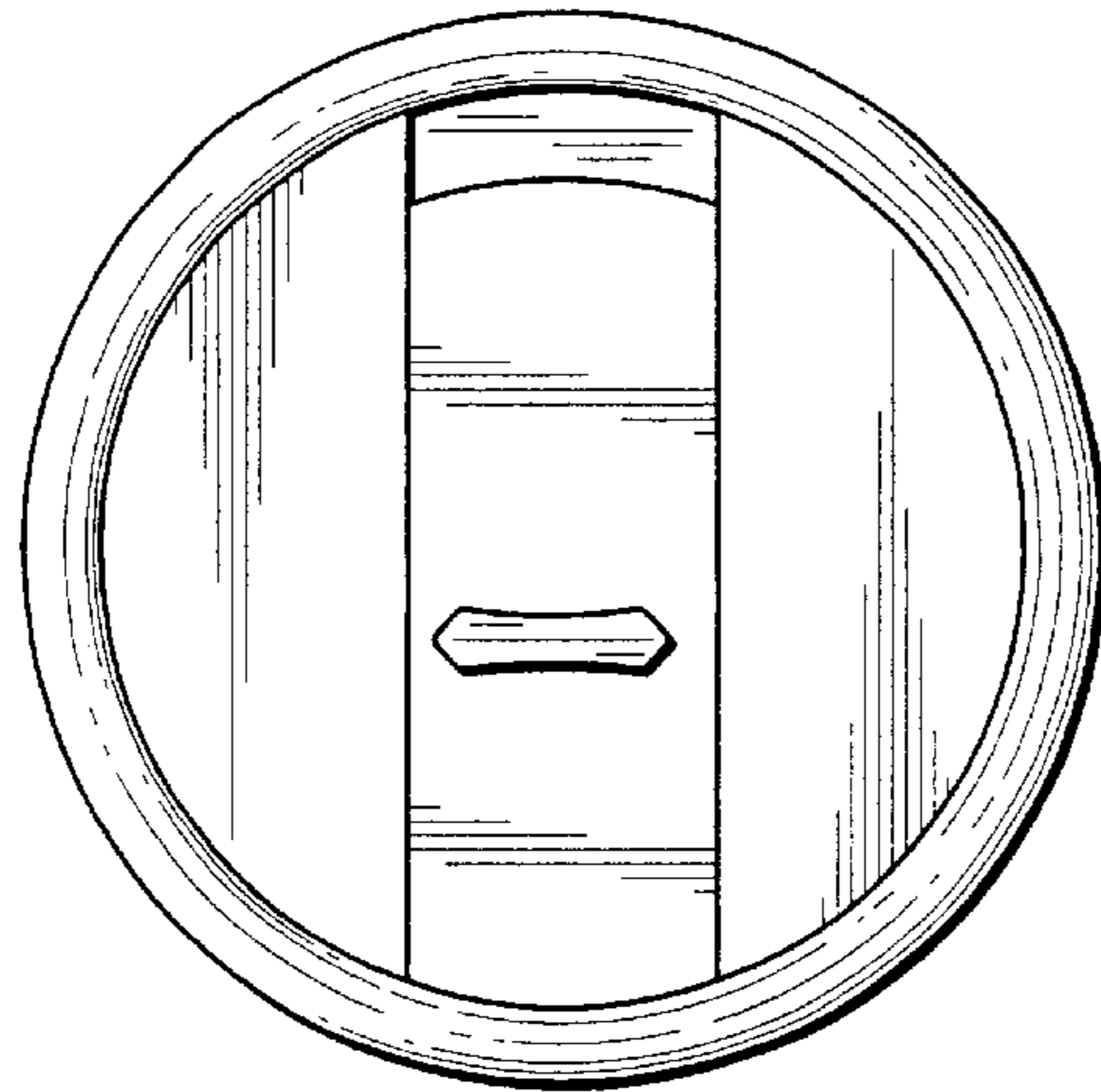


FIG. 3

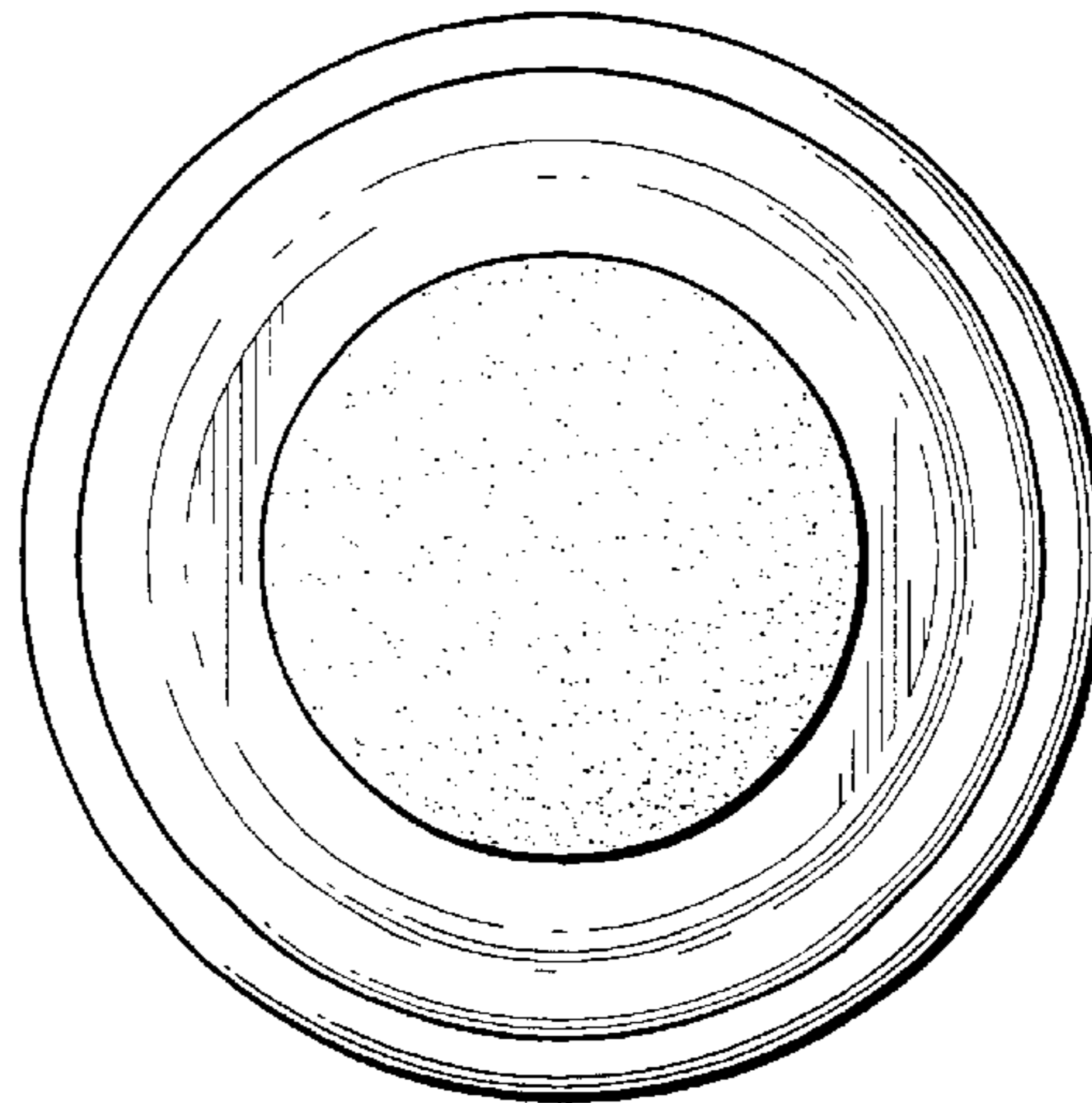


FIG. 4