



US00D530138S

(12) **United States Design Patent** (10) **Patent No.:** **US D530,138 S**  
**Sumser et al.** (45) **Date of Patent:** **\*\* Oct. 17, 2006**

(54) **DRIP COFFEEMAKER**  
(75) Inventors: **Daniel Sumser**, Lake Worth, FL (US);  
**Augusto Picozza**, Boca Raton, FL  
(US); **Brooks Rorke**, Guilford, CT  
(US)

(73) Assignee: **Sunbeam Products, Inc.**, Boca Raton,  
FL (US)

(\*\*) Term: **14 Years**

(21) Appl. No.: **29/217,481**

(22) Filed: **Nov. 17, 2004**

(51) **LOC (8) Cl.** ..... **07-01**

(52) **U.S. Cl.** ..... **D7/309; D7/311; D7/306**

(58) **Field of Classification Search** ..... D7/309–311,  
D7/300, 306; D20/4; 222/82; 99/295, 304,  
99/293, 280

See application file for complete search history.

D403,199 S \* 12/1998 Micoley ..... D7/309  
D407,261 S \* 3/1999 Lucas et al. .... D7/309  
D445,627 S \* 7/2001 Naft et al. .... D7/309  
D446,988 S \* 8/2001 Lothrop et al. .... D7/309  
D447,903 S \* 9/2001 Lin ..... D7/309  
D447,904 S \* 9/2001 Kling ..... D7/309  
D451,330 S \* 12/2001 Lothrop et al. .... D7/309  
D457,376 S \* 5/2002 Lin ..... D7/309  
D478,461 S \* 8/2003 Hoard ..... D7/309  
D479,087 S \* 9/2003 Yao ..... D7/309  
D479,088 S \* 9/2003 Yao ..... D7/309  
D484,733 S \* 1/2004 Kling ..... D7/309  
D485,728 S \* 1/2004 Sham et al. .... D7/309  
D513,917 S \* 1/2006 Edrington ..... D7/309

\* cited by examiner

*Primary Examiner*—M. N. Pandozzi

(74) *Attorney, Agent, or Firm*—Lawrence J. Shurupoff

(57) **CLAIM**

The ornamental design for a drip coffeemaker, as shown and described.

(56) **References Cited**

**U.S. PATENT DOCUMENTS**

5,301,600 A \* 4/1994 Medema ..... 99/305  
D348,585 S \* 7/1994 Sham ..... D7/309  
D355,561 S \* 2/1995 Ullman ..... D7/309  
D376,950 S \* 12/1996 Saltet ..... D7/309  
D377,290 S \* 1/1997 Saltet ..... D7/309  
D379,132 S \* 5/1997 Brady et al. .... D7/309  
D381,550 S \* 7/1997 Lin ..... D7/309  
D386,039 S \* 11/1997 Dingelstad ..... D7/309  
D387,944 S \* 12/1997 Hippen ..... D7/309  
D387,946 S \* 12/1997 Hippen ..... D7/309  
D400,045 S \* 10/1998 Schade ..... D7/309

**DESCRIPTION**

FIG. 1 is a top right front perspective view of a drip coffeemaker;

FIG. 2 is a left side elevation view thereof;

FIG. 3 is a front view thereof;

FIG. 4 is a right side elevation view thereof;

FIG. 5 is a rear view thereof; and,

FIG. 6 is a top plan view thereof.

The broken lines in the drawings are for illustrative purposes only and form no part of the claimed design.

**1 Claim, 6 Drawing Sheets**




FIG 1


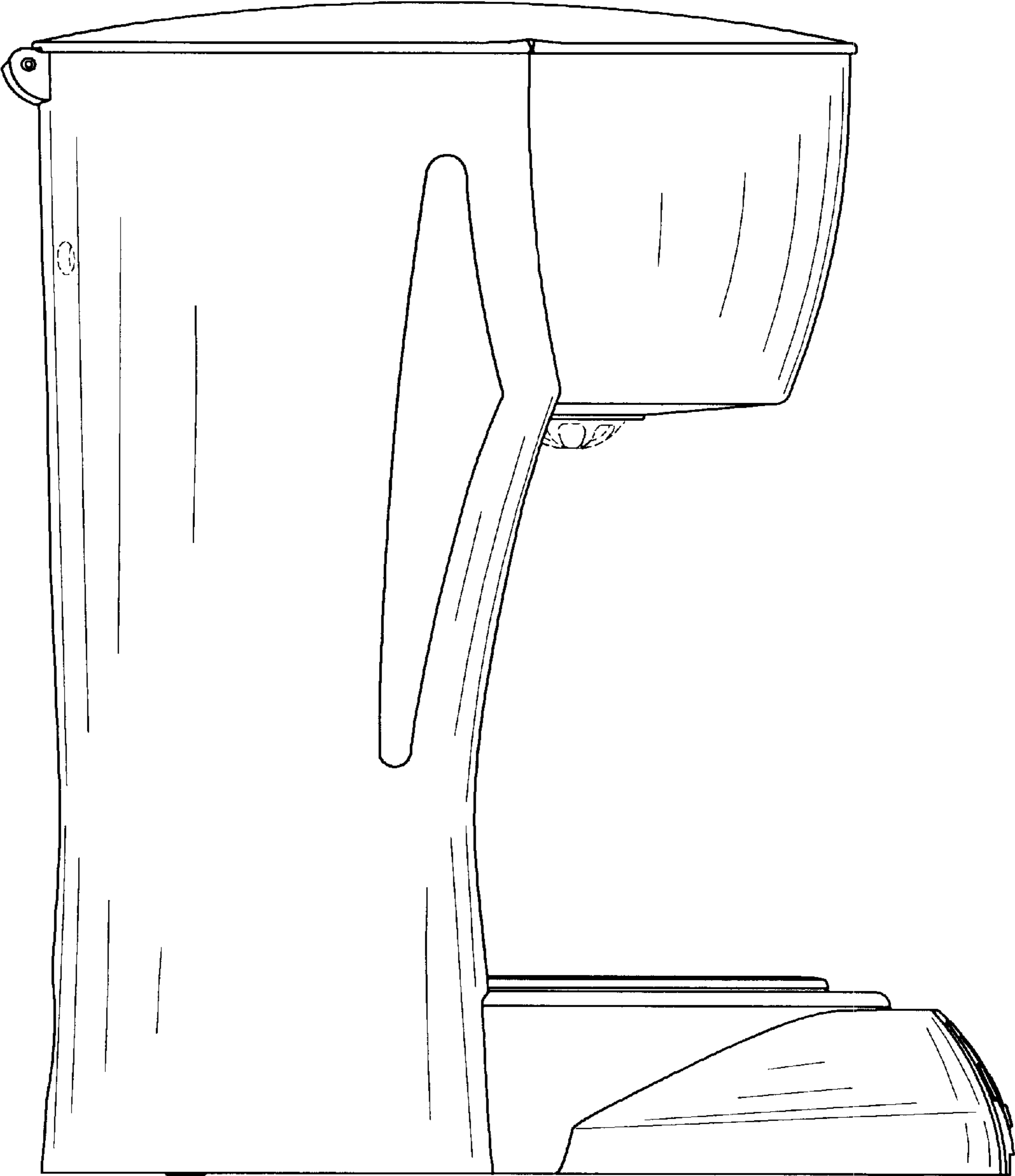


FIG 2



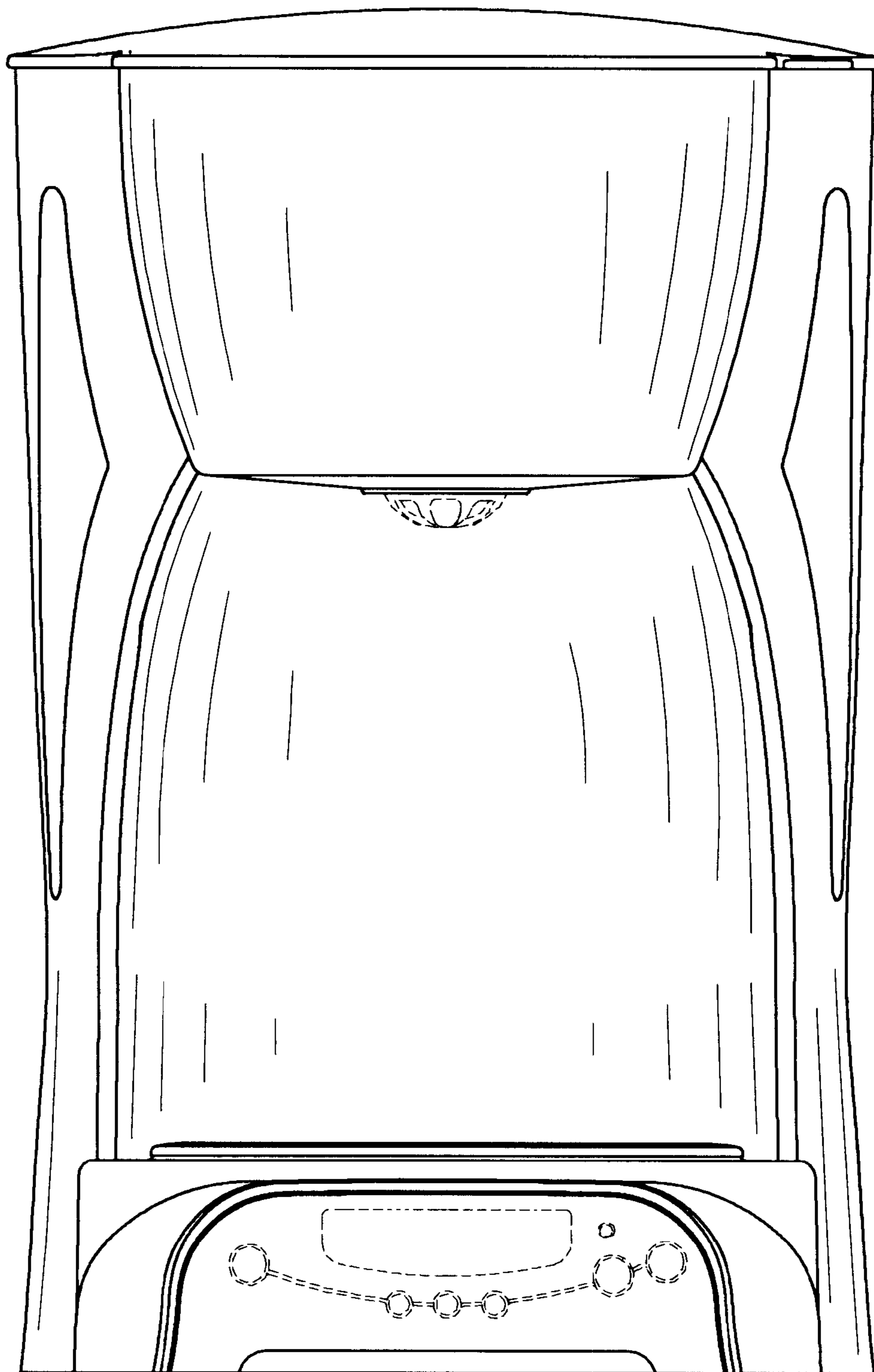
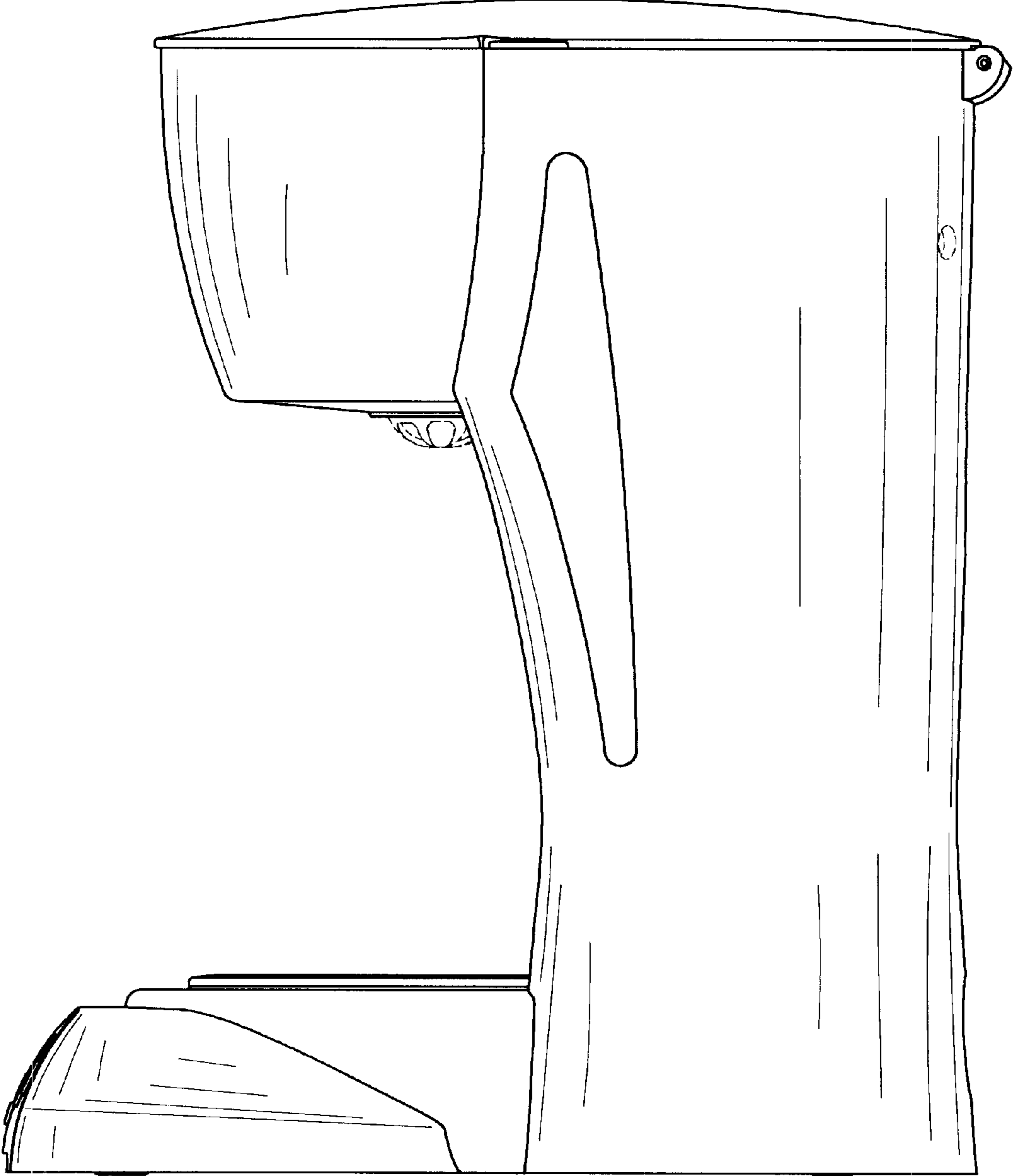


FIG 3

FIG 4






FIG 5

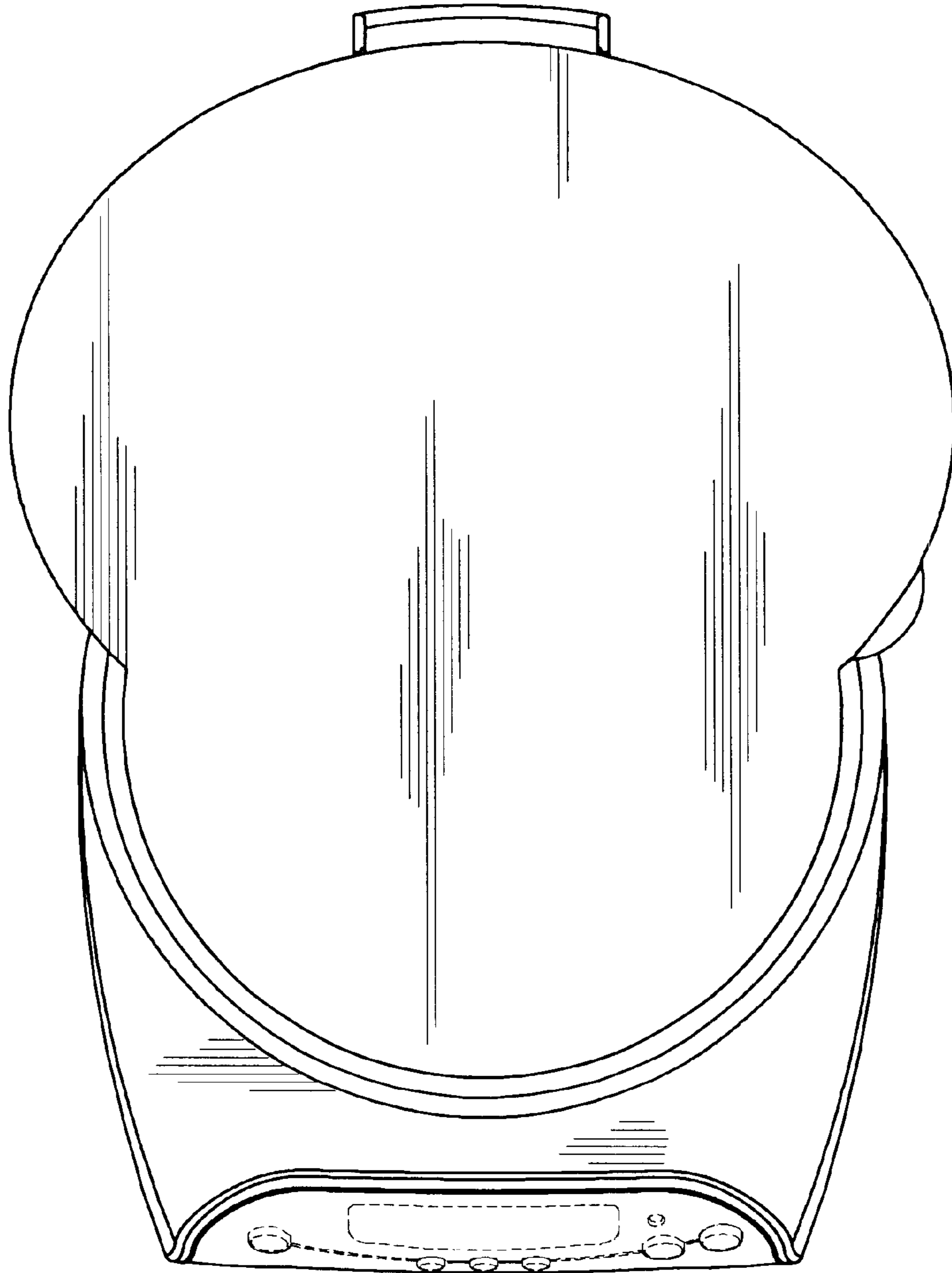


FIG 6