



US00D530134S

(12) **United States Design Patent** (10) **Patent No.:** **US D530,134 S**
Smith et al. (45) **Date of Patent:** **** Oct. 17, 2006**

(54) **CELLULAR SHADE WITH ARCUATE CROSS SECTION**

(75) Inventors: **Stephen P. Smith**, Denver, CO (US);
James L. Miller, Henderson, CO (US)

(73) Assignee: **Hunter Douglas Inc.**, Upper Saddle River, NJ (US)

(**) Term: **14 Years**

(21) Appl. No.: **29/240,101**

(22) Filed: **Oct. 7, 2005**

(51) **LOC (8) Cl.** **06-10**

(52) **U.S. Cl.** **D6/585**

(58) **Field of Classification Search** D6/575-580;
160/84.01, 84.05, 84.08, 107, 111, 113, 114,
160/130, 131, 199, 230, 232, 348
See application file for complete search history.

(56) **References Cited**

U.S. PATENT DOCUMENTS

D21,313	S	*	1/1892	Faulhaber	D25/121
D34,967	S	*	8/1901	Wilson	D25/121
D168,258	S	*	11/1952	Friedman	D6/580
D211,862	S	*	8/1968	Stanfield	D25/47
4,019,554	A	*	4/1977	Rasmussen	160/84.02
D352,856	S	*	11/1994	Ford	D6/575
5,845,690	A	*	12/1998	Colson et al.	160/84.01
D409,869	S	*	5/1999	Marusak	D6/577
6,568,453	B1	*	5/2003	Zorbas	160/84.05
6,622,769	B1	*	9/2003	Judkins	160/84.05
6,634,409	B1	*	10/2003	Corey et al.	160/236
D489,928	S	*	5/2004	Gilmore et al.	D6/580

D496,204	S	*	9/2004	Tuzmen	D6/577
D497,276	S	*	10/2004	Tyner	D6/575
D498,105	S	*	11/2004	Tyner	D6/575
D515,345	S	*	2/2006	Herhold et al.	D6/575
2001/0001414	A1	*	5/2001	Colson et al.	160/178.1 R
2005/0139329	A1	*	6/2005	Hoffmann	160/84.01
2005/0150614	A1	*	7/2005	Nien et al.	160/236

* cited by examiner

Primary Examiner—Holly Baynham

Assistant Examiner—Cynthia M. Chin

(74) *Attorney, Agent, or Firm*—Dorsey & Whitney LLP

(57) **CLAIM**

The ornamental design for a cellular shade with arcuate cross section, as shown and described.

DESCRIPTION

FIG. 1 is an isometric view of the shade of the present invention shown in the environment of a headrail and bottom rail shown in dotted lines for illustrative purposes and forming no part of the claimed design.

FIG. 2 is a front elevation of the shade of FIG. 1.

FIG. 3 is a rear elevation of the shade of FIG. 1.

FIG. 4 is a left side elevation of the shade of FIG. 1.

FIG. 5 is an enlarged left side elevation.

FIG. 6 is a right side elevation of the shade of FIG. 1.

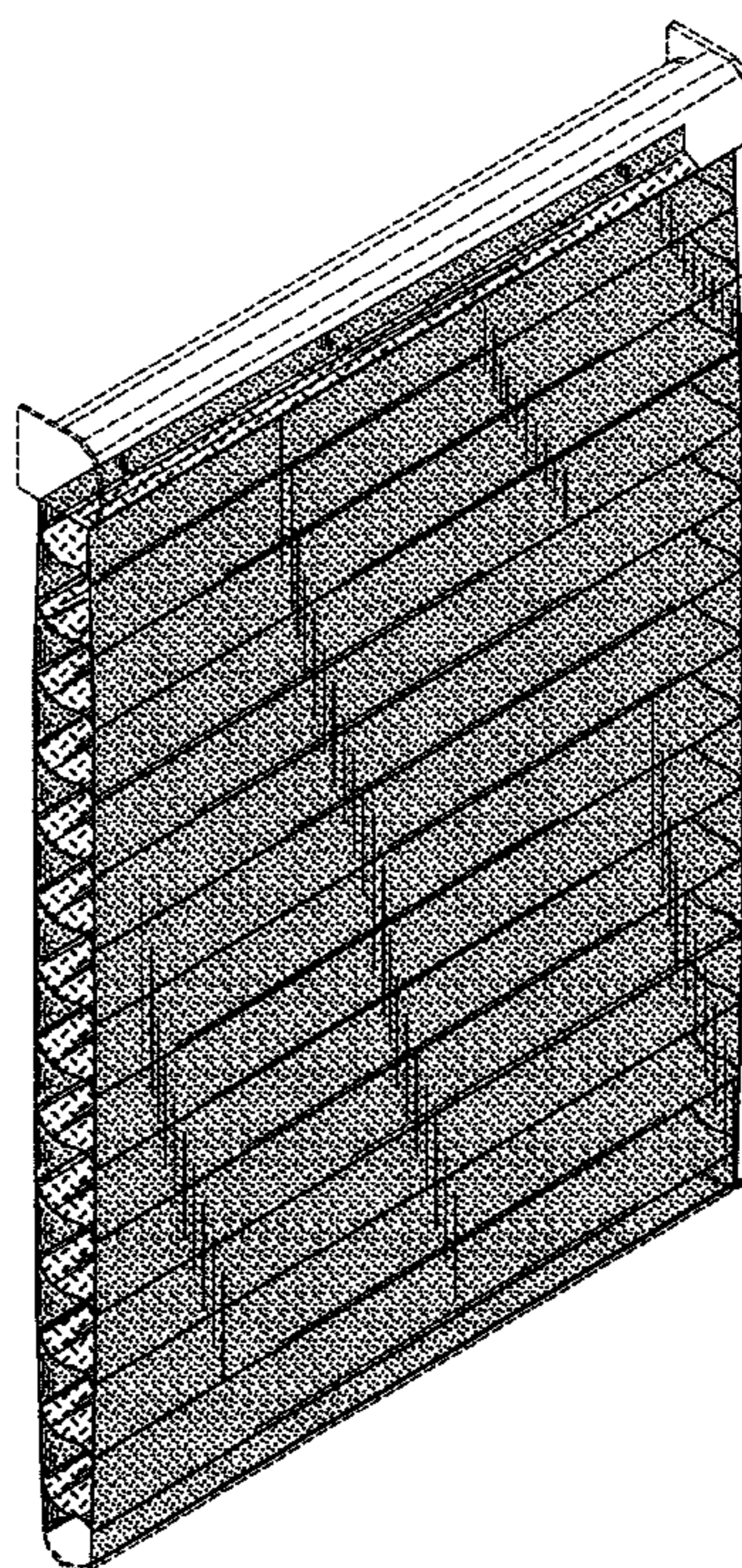
FIG. 7 is an enlarged right side elevation view.

FIG. 8 is a top plan view of the shade of FIG. 1; and,

FIG. 9 is a bottom plan view of the shade of FIG. 1.

FIGS. 5 and 7 have been shown broken away for ease and clarity of illustration.

1 Claim, 6 Drawing Sheets



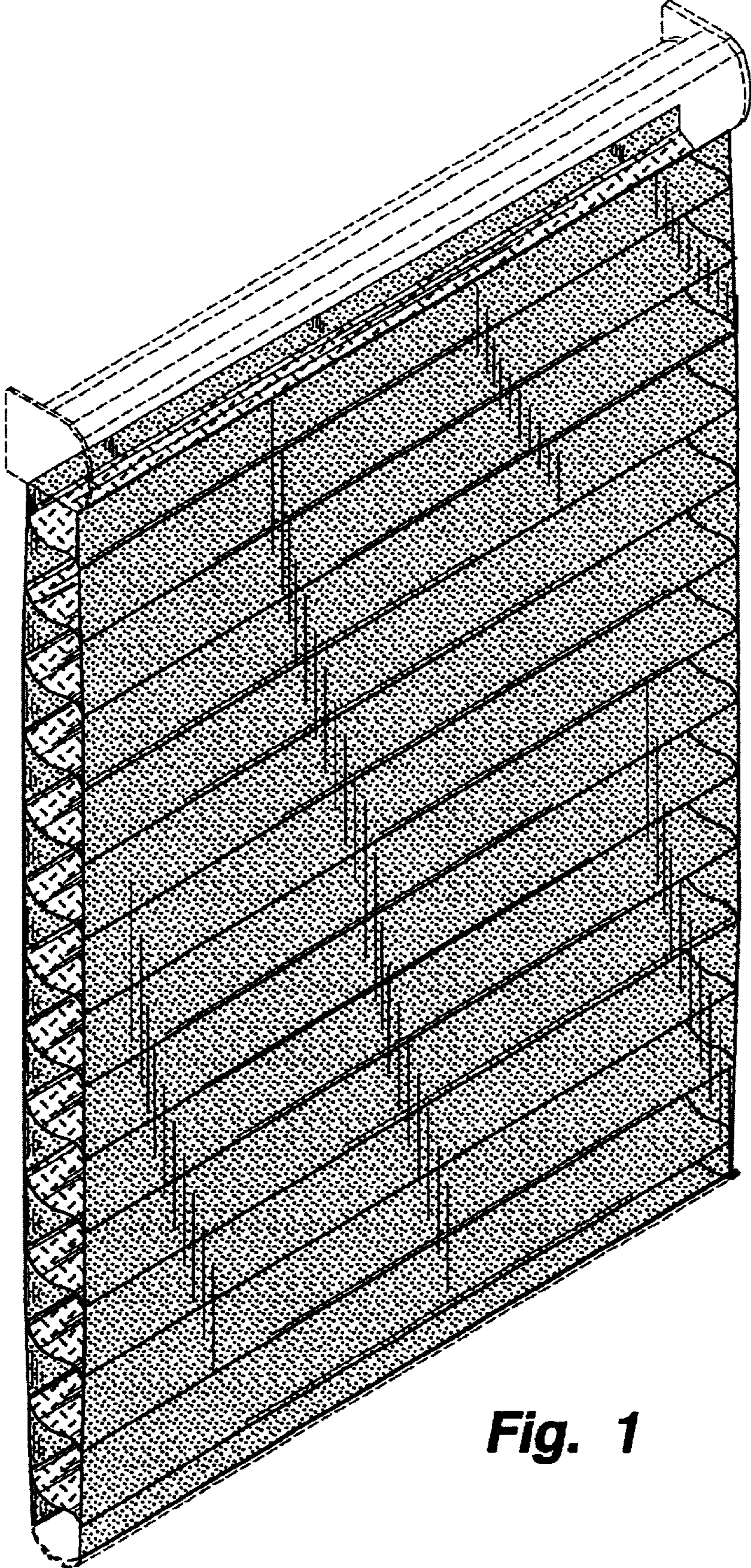


Fig. 1




Fig. 2

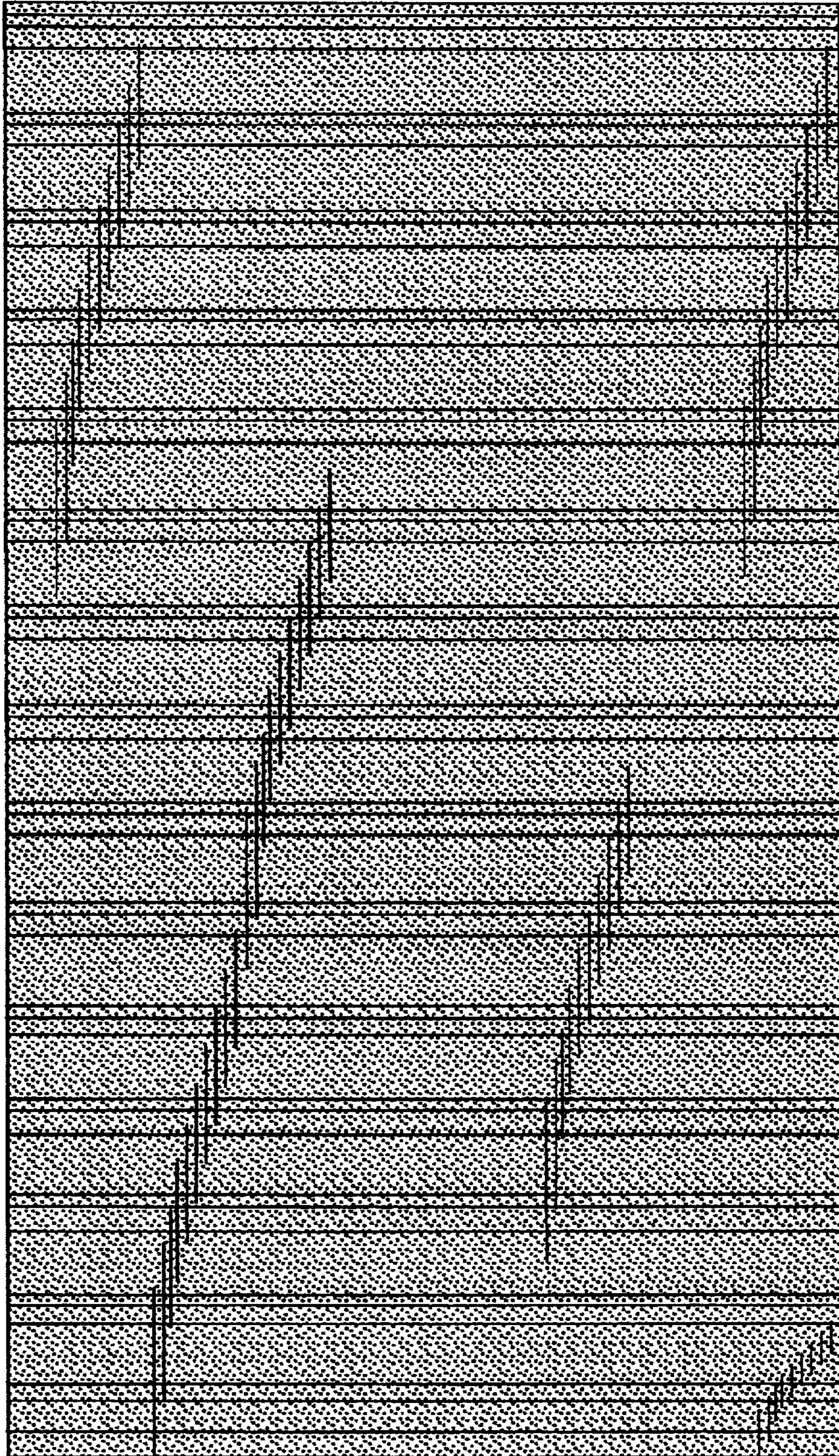


Fig. 3



Fig. 4



Fig. 5

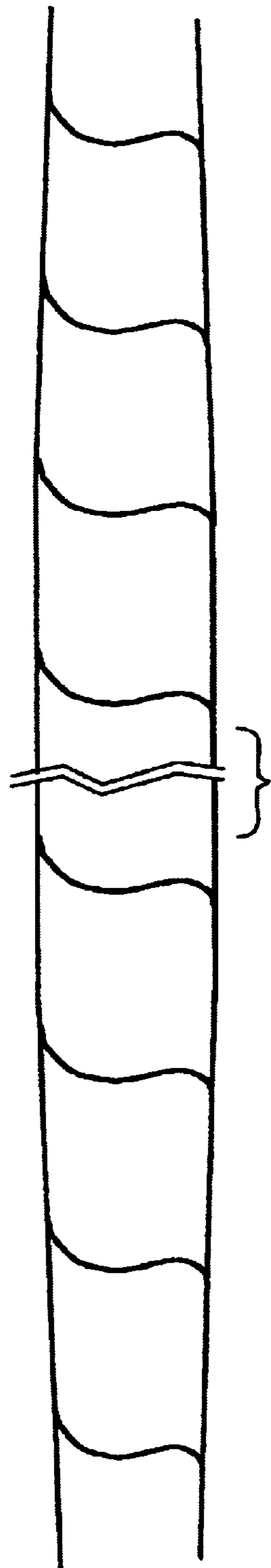


Fig. 6

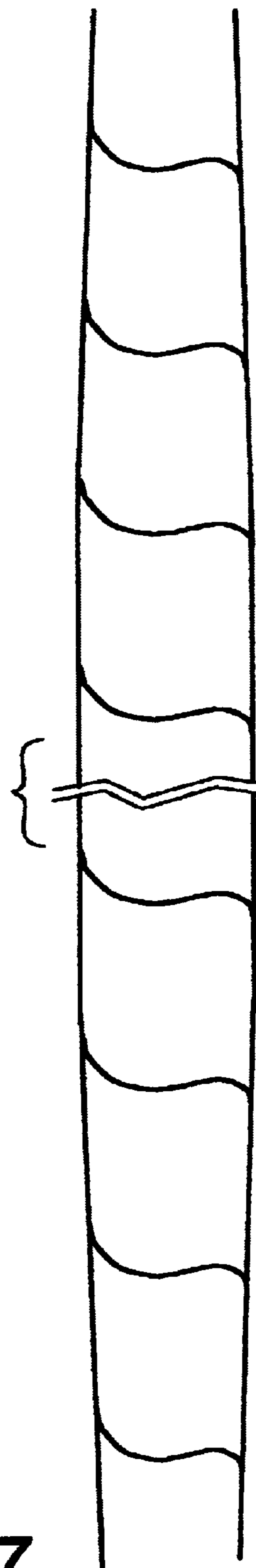


Fig. 7




Fig. 8




Fig. 9