



US00D530129S

(12) **United States Design Patent**
Miller et al.

(10) **Patent No.:** **US D530,129 S**
(45) **Date of Patent:** **** Oct. 17, 2006**

- (54) **FABRIC FOR RETRACTABLE SHADE FOR ARCHITECTURAL OPENINGS**
- (75) Inventors: **James L. Miller**, Henderson, CO (US);
Kent A. Smith, Broomfield, CO (US)
- (73) Assignee: **Hunter Douglas Inc.**, Upper Saddle River, NJ (US)
- (**) Term: **14 Years**
- (21) Appl. No.: **29/228,617**
- (22) Filed: **Apr. 25, 2005**
- (51) **LOC (8) Cl.** **06-10**
- (52) **U.S. Cl.** **D6/575**
- (58) **Field of Classification Search** D6/575-580;
160/84.01, 84.08, 111, 113, 130, 179, 180,
160/181, 199, 230, 231.1, 237, 330, 348
See application file for complete search history.

(56) **References Cited**

U.S. PATENT DOCUMENTS

4,846,243	A	7/1989	Schneider	
5,104,469	A	4/1992	Colson	
5,425,408	A	6/1995	Colson	
5,503,210	A	4/1996	Colson et al.	
5,547,006	A	8/1996	Auger	
5,603,368	A	2/1997	Colson et al.	
5,746,266	A	5/1998	Colson et al.	
5,897,731	A	4/1999	Colson et al.	
D440,094	S	* 4/2001	Shen D6/575

D468,950	S	* 1/2003	Judkins D6/575
6,662,845	B1	12/2003	Palmer	
D493,651	S	* 8/2004	Smith et al. D6/575
D499,596	S	* 12/2004	Smith et al. D6/575
2004/0050506	A1	* 3/2004	Haiber et al. 160/330

* cited by examiner

Primary Examiner—Holly Baynham
Assistant Examiner—Cynthia M. Chin
(74) *Attorney, Agent, or Firm*—Dorsey & Whitney LLP

(57) **CLAIM**

The ornamental design for fabric for retractable shade for architectural openings, as shown and described.

DESCRIPTION

FIG. 1 is an isometric looking at the front of the fabric of the invention with the fabric shown incorporated with a headrail and bottom rail of an architectural covering shown in dashed lines.

FIG. 2 is a rear isometric view of the fabric of FIG. 1.

FIG. 3 is a front elevation of the fabric.

FIG. 4 is a rear elevation of the fabric.

FIG. 5 is a top plan view.


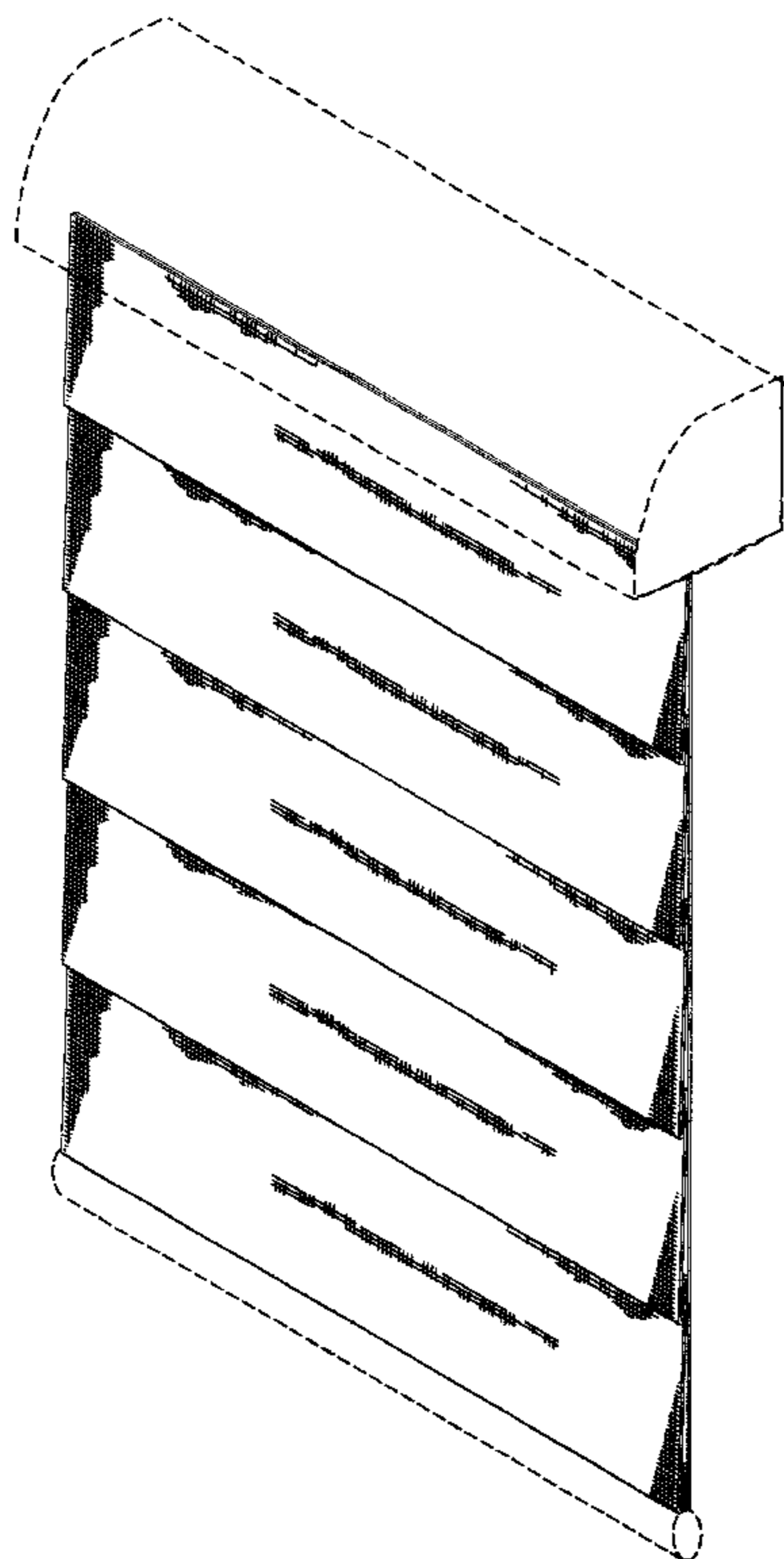
FIG. 6 is a right side view.

FIG. 7 is a left side view; and,

FIG. 8 is a bottom plan view.

The broken lines are for illustrative purposes only and form no part of the claimed design.

1 Claim, 5 Drawing Sheets



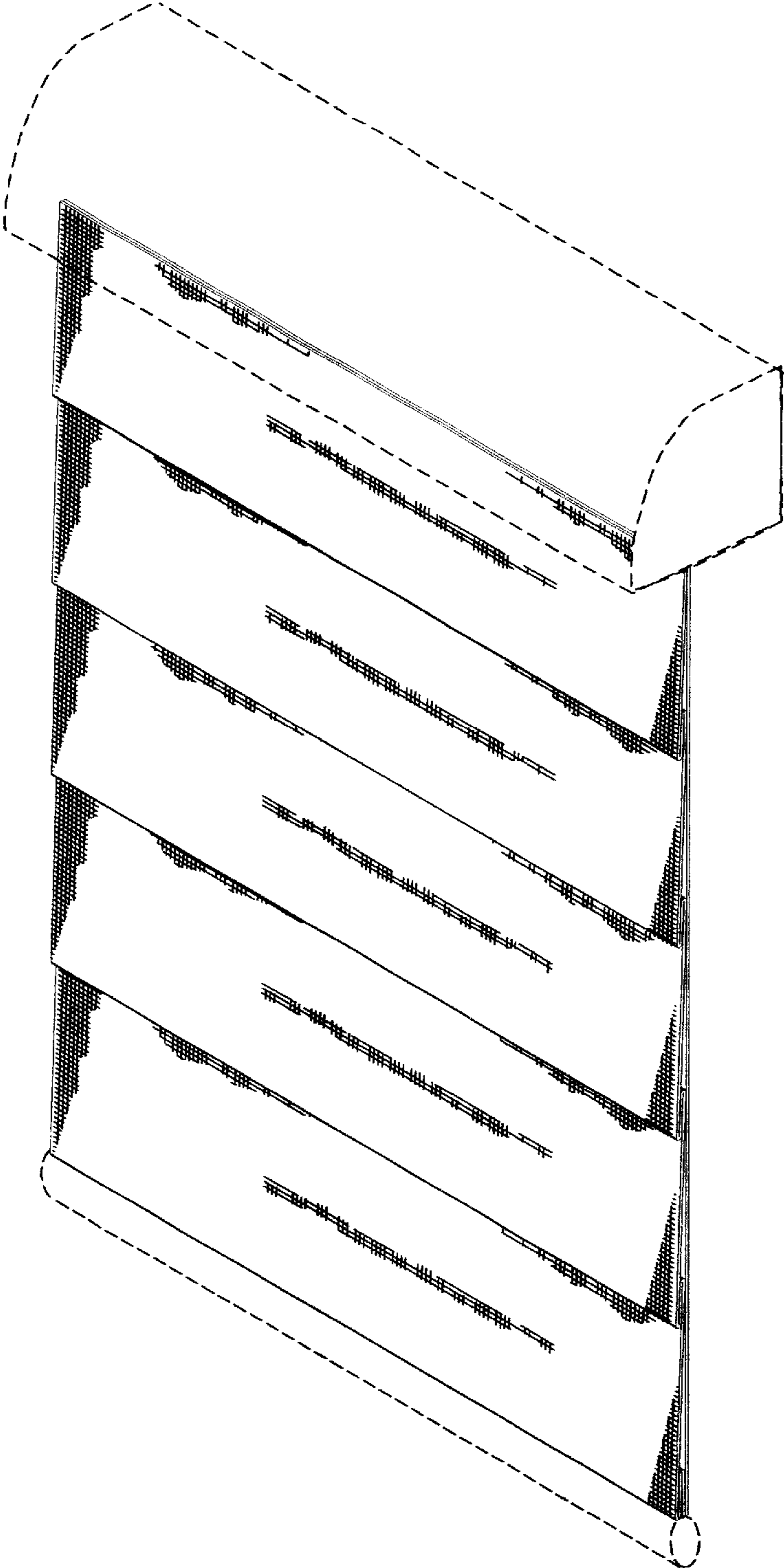


Fig. 1




Fig. 2

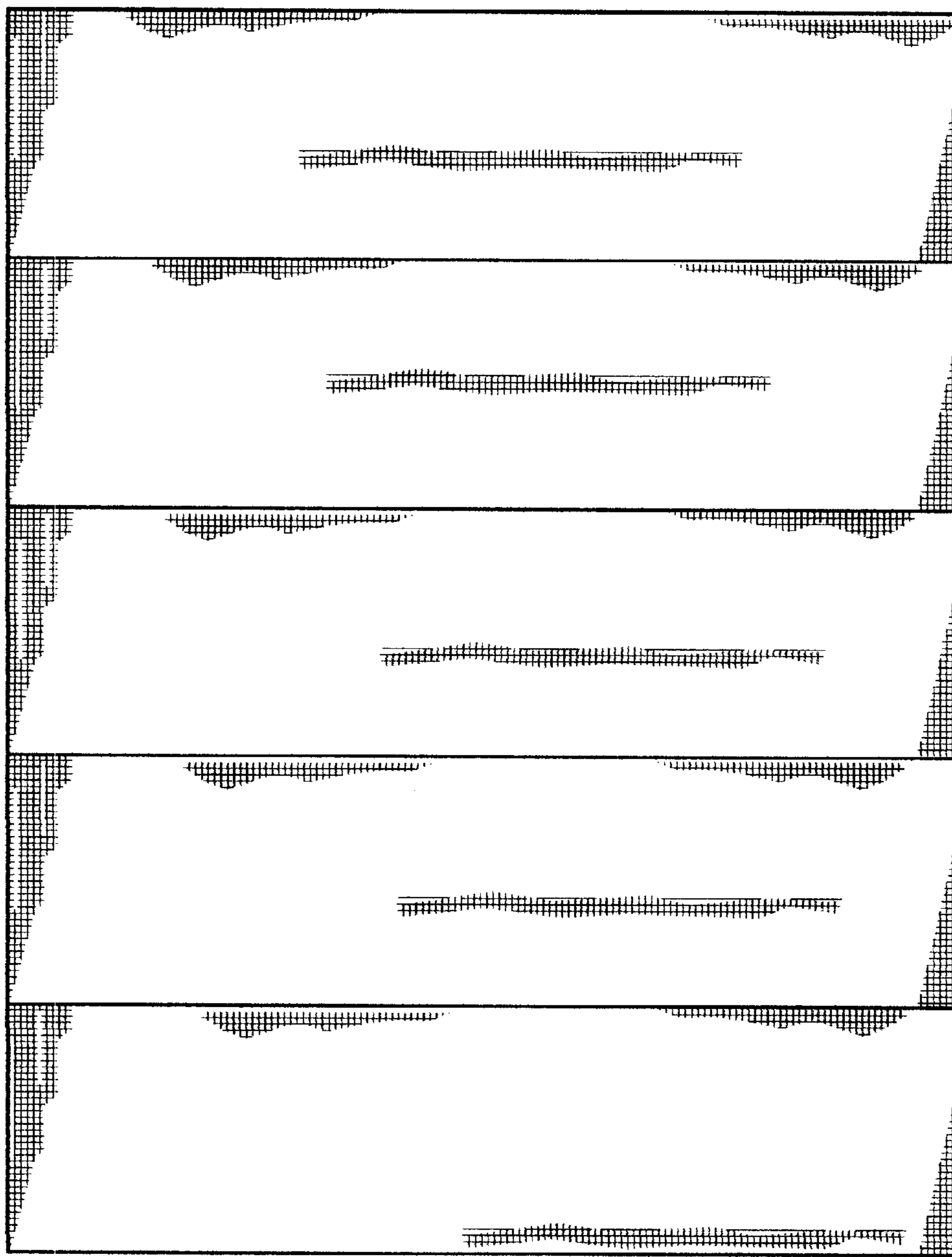


Fig. 3




Fig. 4



Fig. 5



Fig. 6



Fig. 7



Fig. 8