



US00D530113S

(12) **United States Design Patent**  
**Cravens et al.**

(10) **Patent No.:** **US D530,113 S**

(45) **Date of Patent:** **\*\* Oct. 17, 2006**

(54) **SELF-SERVICE KIOSK**

(76) Inventors: **Dee Cravens**, 17235 Deerpark Rd., Los Gatos, CA (US) 95032; **Peter H. Muller**, 155 Sunrise Dr., Woodside, CA (US) 94062

(\*\*) **Term:** **14 Years**

(21) **Appl. No.:** **29/244,521**

(22) **Filed:** **Dec. 9, 2005**

**Related U.S. Application Data**

(62) Division of application No. 29/206,787, filed on Jun. 3, 2004, now Pat. No. Des. 515,838.

(51) **LOC (8) Cl.** ..... **06-04**

(52) **U.S. Cl.** ..... **D6/397; D25/16; D14/129**

(58) **Field of Classification Search** ..... D6/396, D6/397, 408, 436, 470-472, 515, 517; D14/126, D14/129, 302, 307, 133; 312/7.2, 102, 114, 312/118, 119, 140.1; D25/16

See application file for complete search history.

(56) **References Cited**

**U.S. PATENT DOCUMENTS**

D230,511 S	*	2/1974	Stieber	.....	D25/16
D307,081 S	*	4/1990	Allen	.....	D6/421
D328,742 S	*	8/1992	Kennedy	.....	D14/133
D345,217 S	*	3/1994	Pearlson	.....	D25/16
D373,266 S	*	9/1996	Pellenberg et al.	.....	D6/470
D384,832 S	*	10/1997	Senturia et al.	.....	D6/397
D390,880 S	*	2/1998	Kramer et al.	.....	D6/470
D399,505 S	*	10/1998	Kranz	.....	D25/16

D402,820 S	*	12/1998	Morison et al.	.....	D6/397
D404,025 S	*	1/1999	Van Horne et al.	.....	D14/331
D415,736 S	*	10/1999	Witte	.....	D14/307
D421,348 S	*	3/2000	Pierson	.....	D6/436
D440,544 S	*	4/2001	Fischer	.....	D14/129
D464,221 S	*	10/2002	Rieck	.....	D6/515
D467,561 S	*	12/2002	Kosciolek	.....	D14/129

\* cited by examiner

*Primary Examiner*—Cathron C. Brooks

(57) **CLAIM**

The ornamental design for a self-service kiosk, as shown and described.

**DESCRIPTION**

FIG. 1 is a perspective view of a self-service kiosk, showing the new design;

FIG. 2 is a front elevational view of the self-service kiosk of FIG. 1;

FIG. 3 is a top plan view of the self-service kiosk of FIG. 1; FIG. 4 is a right side elevational view of the self-service kiosk of FIG. 1, the left side elevational view being a mirror image thereof;

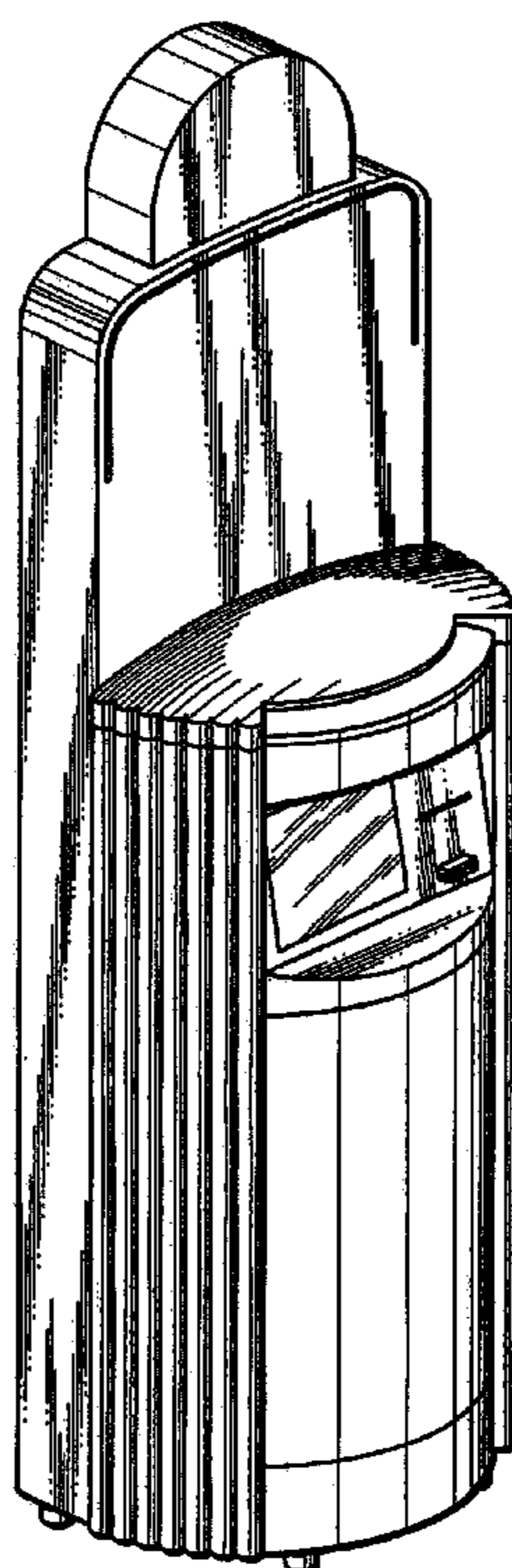
FIG. 5 is a perspective view of an alternative embodiment of a self-service kiosk, showing my new design;

FIG. 6 is a elevational view of the self-service kiosk of FIG. 5;

FIG. 7 is a top plan view of the self-service kiosk of FIG. 5; and,

FIG. 8 is a right side elevational view of the self-service kiosk of FIG. 6, the left side elevational view being a mirror image thereof.

**1 Claim, 6 Drawing Sheets**



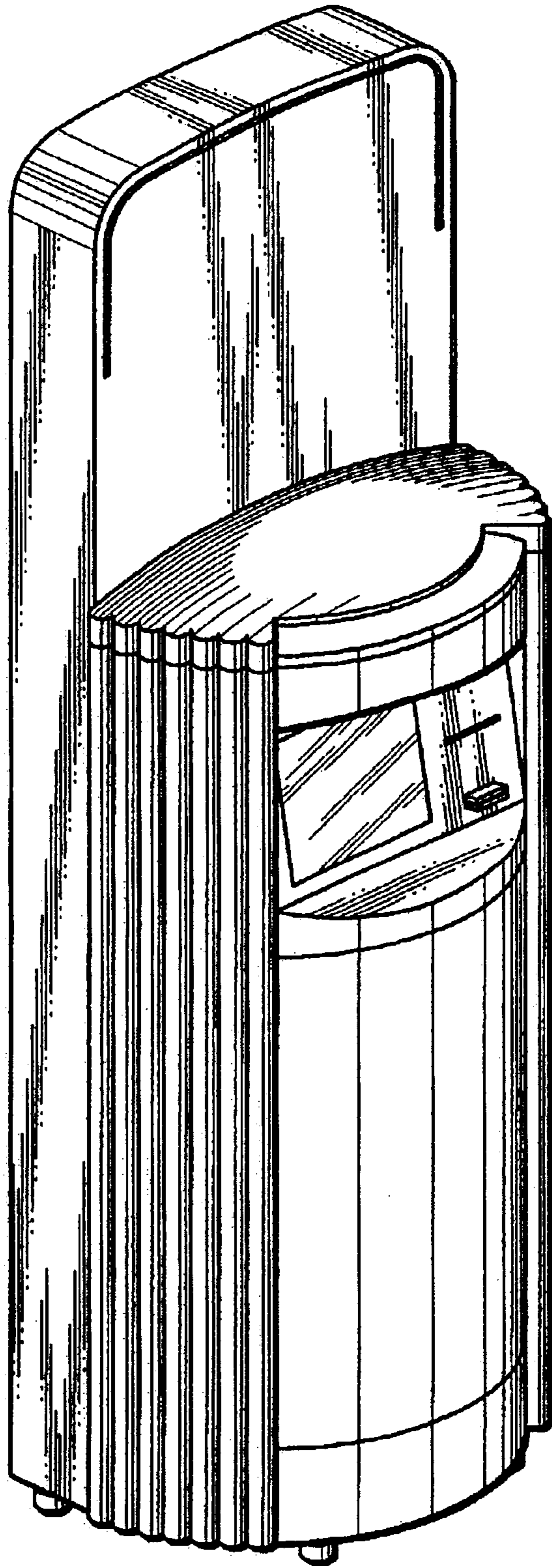


FIG. 1

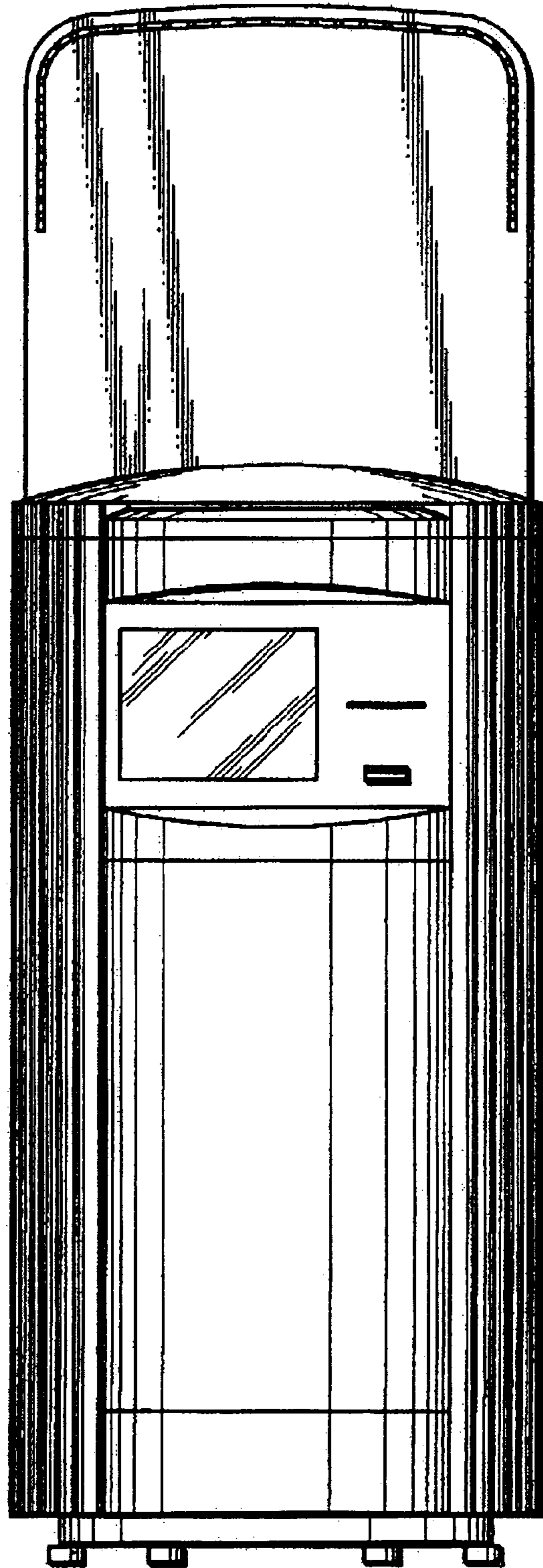


FIG. 2

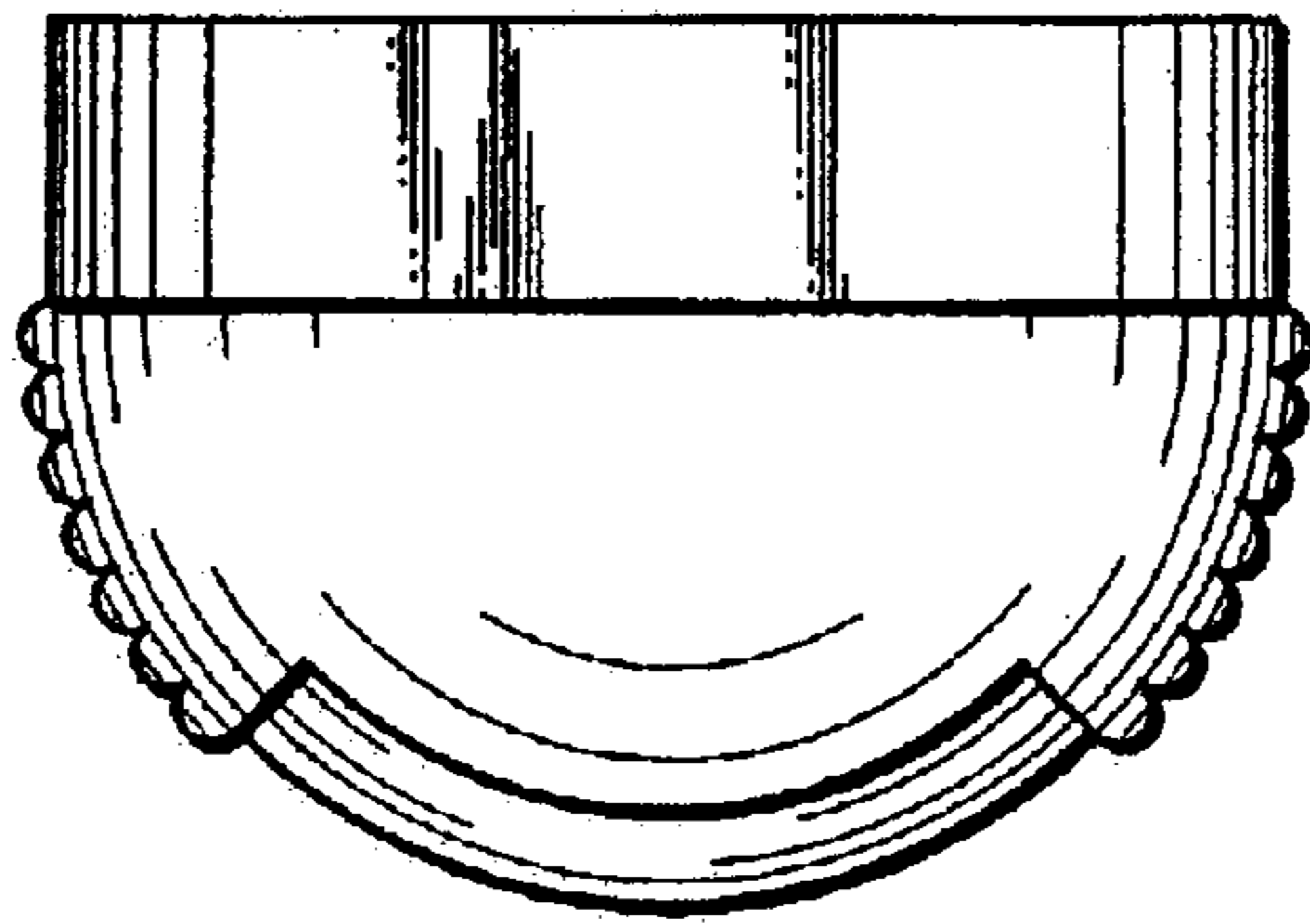


FIG. 3




FIG. 4




FIG. 5

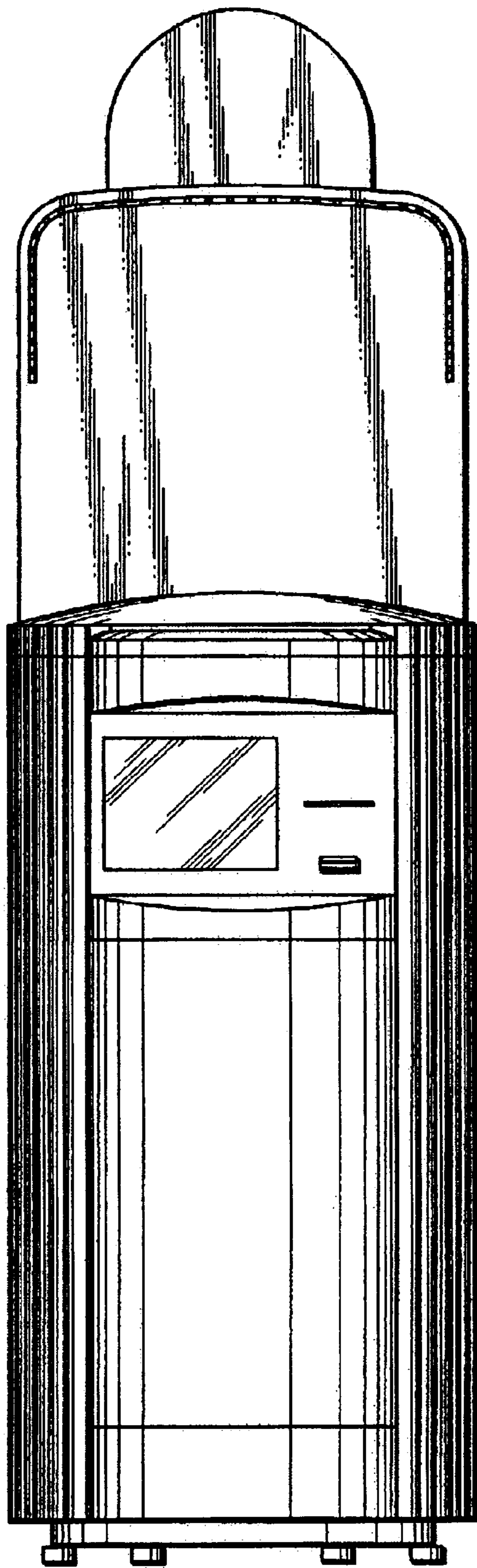


FIG. 6

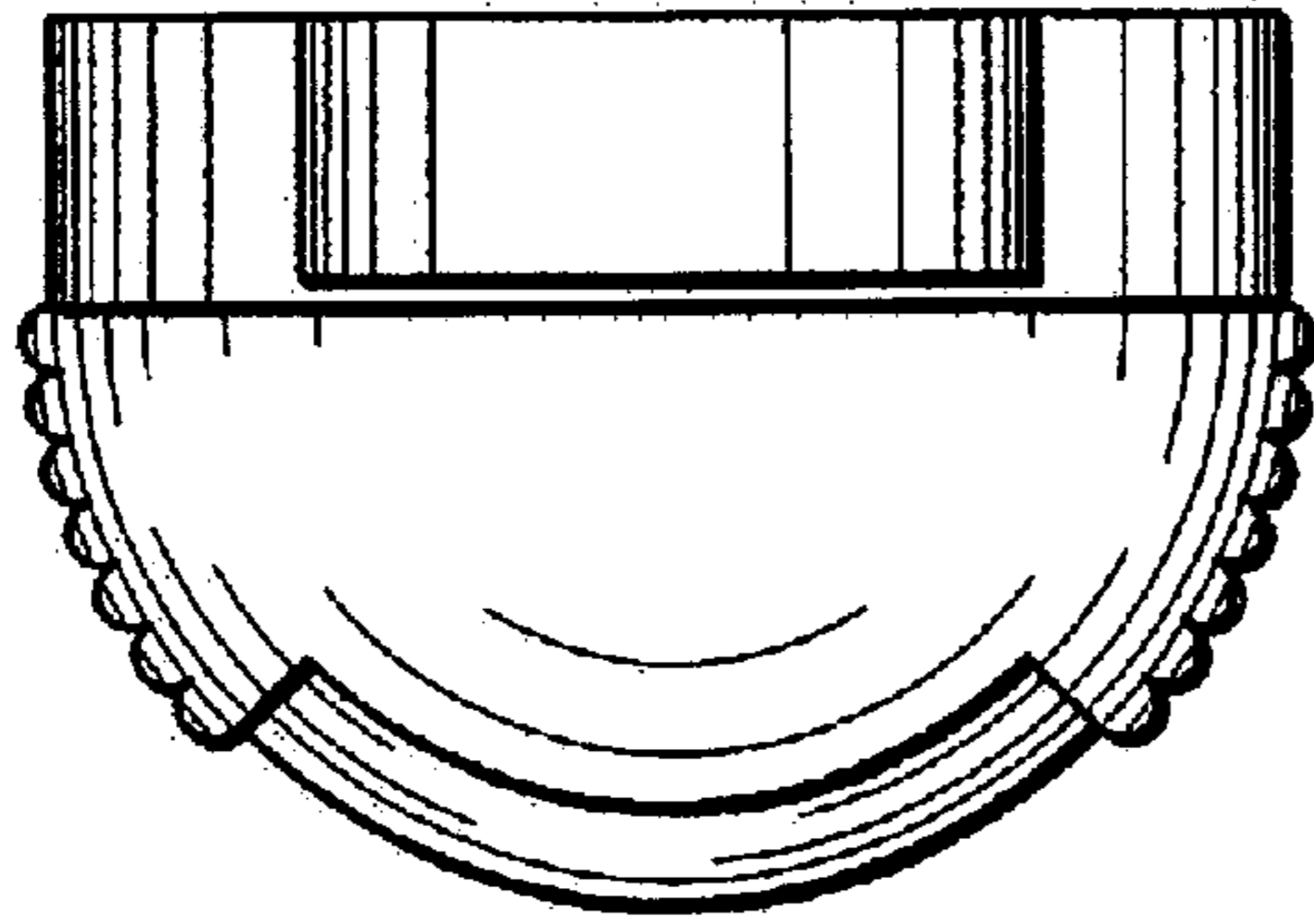


FIG. 7

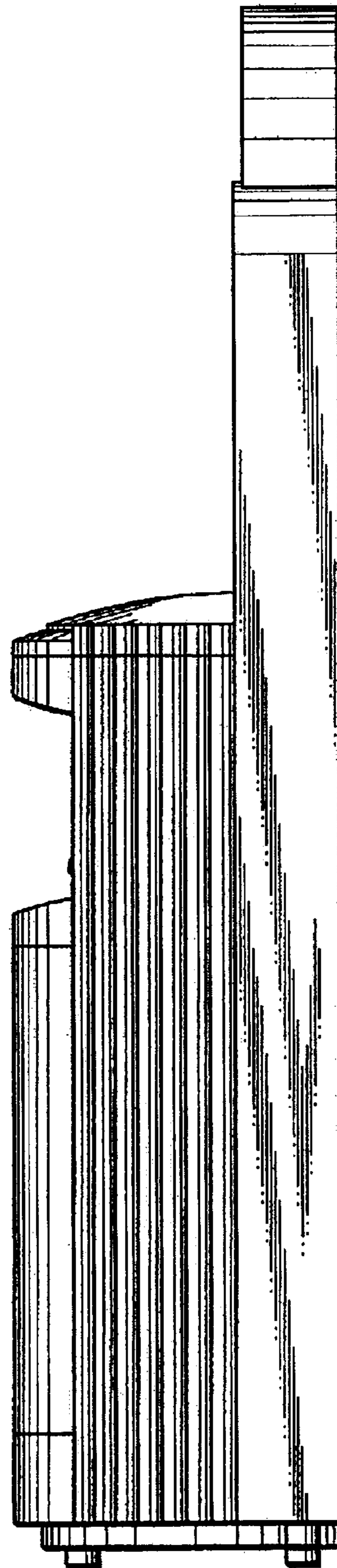


FIG. 8